



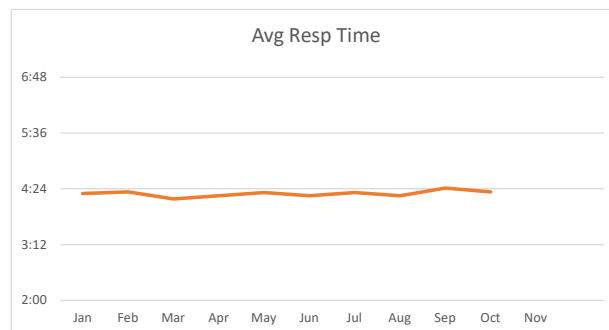
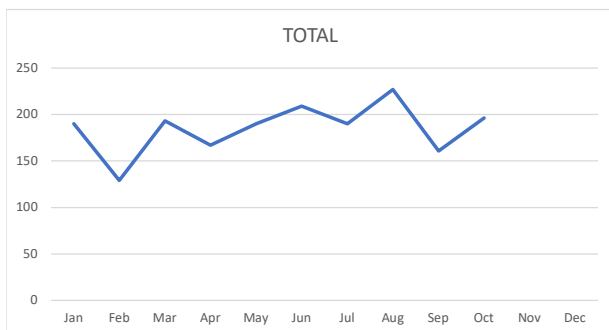
Village Fire Department
901 Corbindale Rd
Houston, TX, 77024
Phone# (713) 468-7941 Fax# (713) 468-5039

October 2025 Summary - All Cities

Call/Incident Type/Detail	Jan	Feb	Mar	Apr	May	Jun	Jul	Aug	Sep	Oct	Nov	Dec	Total YTD
TOTAL	190	129	193	167	190	209	190	227	161	196			1852
Abdominal Pain	1	2	4	2	0	6	3	4	1	2			25
Allergic Reaction	0	1	1	0	0	0	0	3	2	2			9
Animal Bite	0	0	0	0	1	0	0	0	0	0			1
Assault	0	0	0	0	0	0	0	1	1	0			2
Back Pain	0	0	1	0	0	2	1	0	2	1			7
Carbon Monoxide Alarm with Symptoms	0	0	0	0	1	0	0	0	2	0			3
Carbon Monoxide Detector No Symptoms	5	2	2	3	2	4	6	5	1	5			35
Cardiac/Respiratory Arrest	1	2	1	2	0	1	2	0	0	1			10
Check a Noxious Odor	1	2	1	0	2	1	1	1	1	0			10
Check for Fire	0	2	0	3	4	2	6	1	1	2			21
Check for the Smell of Natural Gas	5	1	9	4	1	1	2	6	2	1			32
Check for the Smell of Smoke	1	0	1	2	1	2	1	3	0	1			12
Chest Pain	5	1	7	2	11	7	7	6	4	4			54
Child Locked in a Vehicle Engine and AC running	0	0	0	0	0	0	0	0	1	0			1
Child Locked in a Vehicle Engine not running	0	0	0	0	2	2	0	0	0	0			4
Choking	0	0	0	2	1	0	0	1	0	1			5
Diabetic Emergency	0	1	0	0	1	1	1	2	0	0			6
Difficulty Breathing	11	4	9	5	4	9	4	8	4	5			63
Dumpster Fire Not near Structure	0	0	0	0	1	0	1	1	0	0			3
Elevator Rescue	0	0	0	1	0	1	3	0	0	0			5
Entrapment- Non MVC	0	0	0	0	0	0	0	1	0	1			2
Explosion	0	0	0	0	0	0	0	1	0	0			1
Fall Victim	12	10	15	12	11	14	14	15	8	11			122
Fire Alarm Business	23	4	5	4	8	9	5	9	6	7			80
Fire Alarm Church or School	4	3	9	11	4	10	8	4	1	3			57
Fire Alarm Residence	31	23	18	25	28	35	49	41	29	30			309
Gas Leak	4	3	1	2	1	3	1	1	1	2			19
Grass Fire	0	0	0	0	2	0	0	0	0	4			6
HAZMAT Emergency	0	0	0	0	0	0	0	1	0	0			1
Headache- Stroke symptoms not present	0	0	0	0	0	1	0	0	0	1			2
Heart Problems	8	4	7	8	8	5	13	5	5	5			68
Heat/Cold Exposure	0	0	0	0	0	1	1	2	0	0			4
Hemorrhage/Laceration	1	3	4	4	2	1	0	2	2	0			19
House Fire	1	1	0	2	0	0	1	0	1	0			6
Illegal Burning	0	0	0	0	0	0	0	0	0	1			1
Injured Party	4	2	5	2	4	5	0	2	4	1			29
Medical Alarm	3	1	2	3	2	1	6	4	1	6			29
Motor Vehicle Collision	22	14	23	11	15	19	11	17	13	12			157
Motor Vehicle Collision with Entrapment	1	0	0	0	0	0	0	1	1	0			3
Motor Vehicle vs Motorcycle	0	1	0	1	1	0	0	1	0	1			5
Motor Vehicle vs Pedestrian	0	0	0	2	2	2	0	0	0	2			8
Object Down in Roadway	0	0	3	5	0	3	1	1	0	1			14
Oven/Appliance Fire	0	0	1	0	1	0	0	0	0	0			2
Overdose/Poisoning	0	3	2	0	1	0	1	0	2	3			12
Possible D.O.S.	1	0	0	0	0	1	0	0	0	1			3
Powerlines Down Arcing/Burning	1	0	4	1	2	4	3	6	2	7			30
Psychiatric Emergency	2	2	4	3	6	1	4	3	2	2			29
Seizures	0	0	4	2	0	1	4	5	2	4			22
Service Call Non-emergency	11	8	10	7	14	16	16	22	31	22			157
Shooting/Stabbing	0	0	0	1	0	0	0	0	0	0			1
Sick Call	9	12	16	17	19	15	8	19	11	24			150
Smoke in Business	0	0	0	0	0	1	0	0	0	0			1
Smoke in Residence	2	0	0	0	0	0	0	1	0	0			3
Stroke	3	2	3	4	3	1	2	0	2	4			24
Transformer Fire	0	1	0	3	1	1	0	1	0	1			8
Trash Fire	0	0	1	0	0	0	0	0	0	0			1
Traumatic Injury	0	1	0	2	1	2	0	0	1	0			7
Unconscious Party/Syncope	10	8	12	8	15	9	3	10	6	11			92
Unknown Medical Emergency	6	3	5	1	6	3	0	5	7	3			39
Vehicle Fire	1	2	3	0	1	6	1	5	1	1			21

Month	# of Incidents*	Avg Resp Time
Jan	144	4:18
Feb	105	4:20
Mar	161	4:11
Apr	135	4:15
May	156	4:19
Jun	166	4:15
Jul	146	4:19
Aug	175	4:15
Sep	113	4:25
Oct	157	4:20
Nov		
Dec		
1458		4:17

Does not include Cancelled, Disregard Enroute, Objects Down, and Nonemergency Service Calls
Note: Nat'l Std Fire Response Time: 6:50
Note: Nat'l Std Fire EMS Time: 6:30





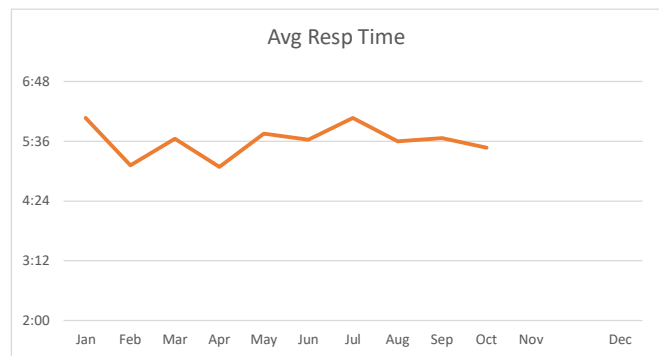
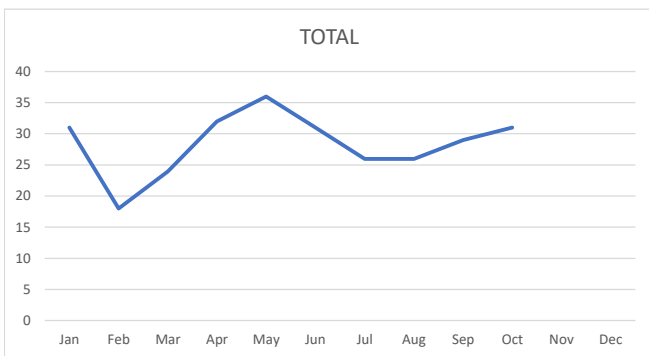
Village Fire Department
901 Corbindale Rd
Houston, TX, 77024
Phone# (713) 468-7941 Fax# (713) 468-5039

October 2025 Summary - Bunker Hill

Call/Incident Type/Detail	Jan	Feb	Mar	Apr	May	Jun	Jul	Aug	Sep	Oct	Nov	Dec	Total YTD
TOTAL	31	18	24	32	36	31	26	26	29	31			284
Abdominal Pain	0	0	1	0	0	0	1	0	1	1			4
Allergic Reaction	0	1	0	0	0	0	0	0	0	0			1
Animal Bite	0	0	0	0	1	0	0	0	0	0			1
Carbon Monoxide Detector with Symptoms	0	0	0	0	0	0	0	0	1	0			1
Carbon Monoxide Detector No Symptoms	2	0	2	0	0	0	4	2	0	2			12
Cardiac/Respiratory Arrest	0	0	0	0	0	0	1	0	0	1			2
Check a Noxious Odor	0	0	0	0	1	0	1	0	0	0			2
Check for Fire	0	1	0	1	1	1	0	0	0	0			4
Check for the Smell of Natural Gas	1	0	2	1	0	1	1	0	0	0			6
Check for the Smell of Smoke	1	0	0	0	0	0	0	0	0	1			2
Chest Pain	0	0	1	2	2	0	2	0	0	0			7
Child Locked in a Vehicle Engine and AC running	0	0	0	0	0	0	0	0	1	0			1
Choking	0	0	0	1	0	0	0	1	0	0			2
Difficulty Breathing	4	1	0	0	1	2	0	1	0	0			9
Fall Victim	3	1	0	2	2	2	2	3	0	1			16
Fire Alarm Church or School	2	0	0	1	0	0	1	0	0	0			4
Fire Alarm Residence	5	5	3	6	11	8	5	5	4	7			59
Gas Leak	1	0	0	1	0	0	0	1	0	0			3
Heart Problems	1	0	2	0	1	1	2	0	0	1			8
Heat/Cold Exposure	0	0	0	0	0	0	0	1	0	0			1
Hemorrhage/Laceration	0	1	0	2	0	0	0	0	0	0			3
House Fire	0	1	0	0	0	0	1	0	1	0			3
Injured Party	0	1	0	0	2	1	0	0	0	0			4
Medical Alarm	1	0	1	0	0	0	1	1	0	1			5
Motor Vehicle Collision	2	1	3	0	2	1	0	0	2	2			13
Motor Vehicle vs Pedestrian	0	0	0	0	1	1	0	0	0	0			2
Object Down in Roadway	0	0	1	0	0	1	1	1	0	0			4
Oven/Appliance Fire	0	0	1	0	1	0	0	0	0	0			2
Overdose/Poisoning	0	1	0	0	0	0	0	0	0	0			1
Possible D.O.S.	0	0	0	0	0	1	0	0	0	0			1
Powerlines Down Arcing/Burning	0	0	0	0	1	0	0	2	1	2			6
Psychiatric Emergency	0	0	0	0	0	0	0	0	0	1			1
Seizures	0	0	1	1	0	1	0	0	1	1			5
Service Call Non-emergency	5	3	3	4	1	5	2	7	14	7			51
Sick Call	1	0	0	8	4	1	1	1	3	2			21
Stroke	0	0	1	0	2	1	0	0	0	0			4
Transformer Fire	0	0	0	1	0	1	0	0	0	0			2
Unconscious Party/Syncope	1	1	2	1	2	1	0	0	0	1			9
Unknown Medical Emergency	1	0	0	0	0	1	0	0	0	0			2

Month	# of Incidents*	Avg Resp Time
Jan	21	6:04
Feb	10	5:07
Mar	16	5:39
Apr	24	5:05
May	33	5:45
Jun	22	5:38
Jul	20	6:04
Aug	12	5:36
Sep	13	5:40
Oct	16	5:28
Nov		
Dec		
187		5:36

Does not include Cancelled, Disregard Enroute, Objects Down, and Nonemergency Service Calls





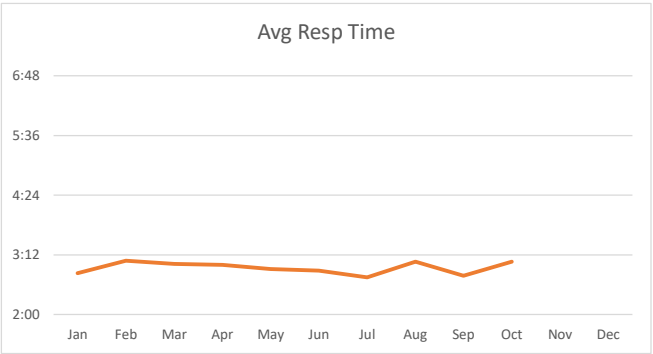
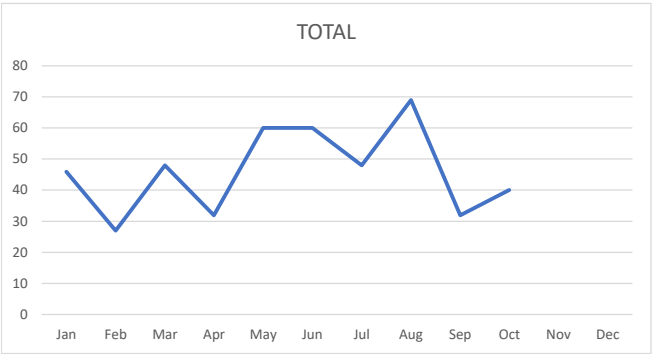
Village Fire Department
901 Corbindale Rd
Houston,TX,77024
Phone# (713) 468-7941 Fax# (713) 468-5039

October 2025 Summary - Hedwig

Call/Incident Type/Detail	Jan	Feb	Mar	Apr	May	Jun	Jul	Aug	Sep	Oct	Nov	Dec	Total YTD
TOTAL	46	27	48	32	60	60	48	69	32	40			462
Abdominal Pain	1	0	0	1	0	2	0	4	0	0			8
Allergic Reaction	0	0	0	0	0	0	0	1	1	0			2
Assault	0	0	0	0	0	0	0	1	1	0			2
Back Pain	0	0	0	0	0	0	1	0	1	1			3
Carbon Monoxide Detector No Symptoms	0	0	0	0	0	0	1	0	0	1			2
Cardiac/Respiratory Arrest	0	0	1	0	0	0	0	0	0	0			1
Check a Noxious Odor	0	1	1	0	0	0	0	0	0	0			2
Check for Fire	0	1	0	0	2	0	1	0	0	0			4
Check for the Smell of Natural Gas	1	0	1	2	1	0	1	4	0	0			10
Check for the Smell of Smoke	0	0	1	0	0	1	0	0	0	0			2
Chest Pain	2	1	1	0	3	3	4	2	0	2			18
Child Locked in a Vehicle Engine not running	0	0	0	0	0	1	0	0	0	0			1
Diabetic Emergency	0	1	0	0	0	1	0	1	0	0			3
Difficulty Breathing	2	0	4	1	0	5	1	3	1	1			18
Dumpster Fire Not near Structure	0	0	0	0	1	0	1	0	0	0			2
Elevator Rescue	0	0	0	0	0	0	2	0	0	0			2
Fall Victim	4	2	6	4	6	5	3	5	1	2			38
Fire Alarm Business	12	2	3	1	5	7	2	6	5	4			47
Fire Alarm Church or School	0	0	2	0	1	2	3	1	0	2			11
Fire Alarm Residence	3	1	1	1	3	2	1	4	6	2			24
Gas Leak	1	0	0	0	0	0	0	0	0	0			1
Grass Fire	0	0	0	0	1	0	0	0	0	3			4
HAZMAT Emergency	0	0	0	0	0	0	0	1	0	0			1
Heart Problems	0	2	0	3	4	3	6	2	2	1			23
Heat/Cold Exposure	0	0	0	0	0	0	1	1	0	1			3
Hemorrhage/Laceration	1	0	0	0	1	0	0	1	0	0			3
Injured Party	2	1	1	0	1	2	0	0	2	0			9
Medical Alarm	0	0	0	0	1	0	1	2	0	0			4
Motor Vehicle Collision	4	3	6	3	3	4	4	5	1	2			35
Motor Vehicle vs Motorcycle	0	0	0	0	1	0	0	0	0	6			7
Motor Vehicle vs Pedestrian	0	0	0	1	1	0	0	0	0	0			2
Overdose/Poisoning	0	0	0	0	0	0	1	0	1	2			4
Powerlines Down Arcing/Burning	1	0	1	1	0	2	2	0	0	1			8
Psychiatric Emergency	1	1	1	2	1	0	0	2	0	0			8
Seizures	0	0	2	0	0	0	4	3	0	0			9
Service Call Non-emergency	2	2	3	1	4	7	2	3	3	2			29
Sick Call	3	4	2	4	9	3	4	9	2	3			43
Smoke in Residence	1	0	0	0	0	0	0	0	0	0			1
Stroke	0	0	1	3	0	0	0	0	1	2			7
Transformer Fire	0	1	0	1	0	0	0	1	0	0			3
Traumatic Injury	0	0	0	1	0	0	0	0	1	0			2
Unconscious Party/Syncope	1	3	5	2	9	5	2	2	0	2			31
Unknown Medical Emergency	3	1	3	0	2	1	0	4	3	0			17
Vehicle Fire	1	0	2	0	0	4	0	1	0	0			8

Month	# of Incidents*	Avg Resp Time
Jan	36	2:50
Feb	24	3:05
Mar	45	3:01
Apr	31	3:00
May	53	2:55
Jun	50	2:53
Jul	44	2:45
Aug	60	3:04
Sep	25	2:47
Oct	35	3:04
Nov		
Dec		
403		2:56

Does not include Cancelled, Disregard Enroute, Objects Down, and Nonemergency Service Calls





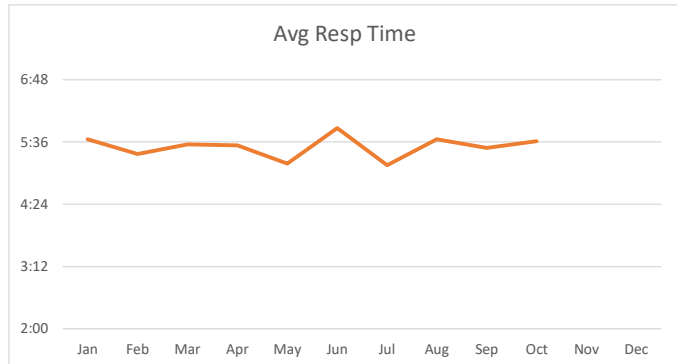
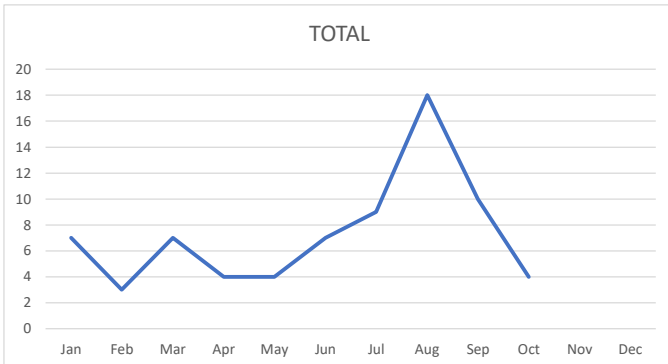
Village Fire Department
901 Corbindale Rd
Houston, TX, 77024
Phone# (713) 468-7941 Fax# (713) 468-5039

October 2025 Summary - Hilshire

Call/Incident Type/Detail	Jan	Feb	Mar	Apr	May	Jun	Jul	Aug	Sep	Oct	Nov	Dec	Total YTD
TOTAL	7	3	7	4	4	7	9	18	10	4			73
Abdominal Pain	0	1	0	0	0	1	0	0	0	0			2
Cardiac/Respiratory Arrest	1	0	0	1	0	0	0	0	0	0			2
Check for the Smell of Natural Gas	0	0	0	0	0	0	0	0	1	0			1
Difficulty Breathing	1	0	1	0	0	0	0	0	2	1			5
Dumpster Fire Not near Structure	0	0	0	0	0	0	0	1	0	0			1
Fall Victim	0	0	1	0	0	0	0	2	0	0			3
Fire Alarm Church or School	0	0	0	1	0	1	0	1	0	0			3
Fire Alarm Residence	1	0	0	1	0	1	3	1	2	0			9
Heart Problems	1	0	0	0	0	0	1	0	0	1			3
Hemorrhage/Laceration	0	0	0	0	0	0	0	0	1	0			1
Medical Alarm	0	0	0	1	0	0	0	0	0	0			1
Motor Vehicle Collision	1	1	1	0	1	1	2	1	1	1			10
Overdose/Poisoning	0	1	0	0	0	0	0	0	0	0			1
Psychiatric Emergency	1	0	1	0	0	0	2	1	1	0			6
Service Call Non-emergency	0	0	0	0	0	0	1	9	0	0			10
Sick Call	0	0	0	0	0	2	0	1	1	1			5
Trash Fire	0	0	1	0	0	0	0	0	0	0			1
Traumatic Injury	0	0	0	0	1	0	0	0	0	0			1
Unconscious Party/Syncope	1	0	1	0	0	0	0	0	1	0			3
Unknown Medical Emergency	0	0	0	0	1	0	0	0	0	0			1
Vehicle Fire	0	0	1	0	1	1	0	1	0	0			4

Month	# of Incidents*	Avg Resp Time
Jan	7	5:39
Feb	3	5:22
Mar	7	5:33
Apr	2	5:32
May	4	5:11
Jun	6	5:52
Jul	7	5:09
Aug	9	5:39
Sep	8	5:29
Oct	4	5:37
Nov		
Dec		
	57	5:30

Does not include Cancelled, Disregard Enroute, Objects Down, and Nonemergency Service Calls





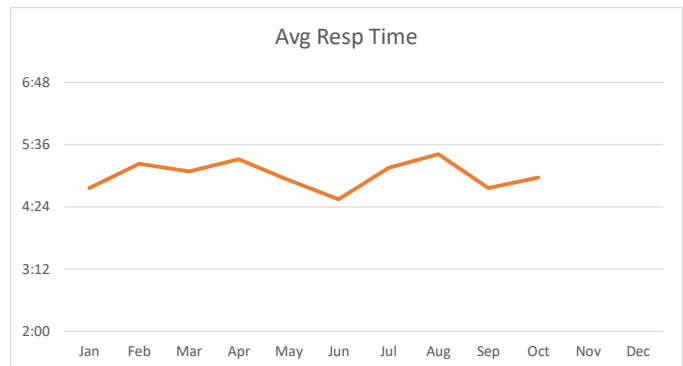
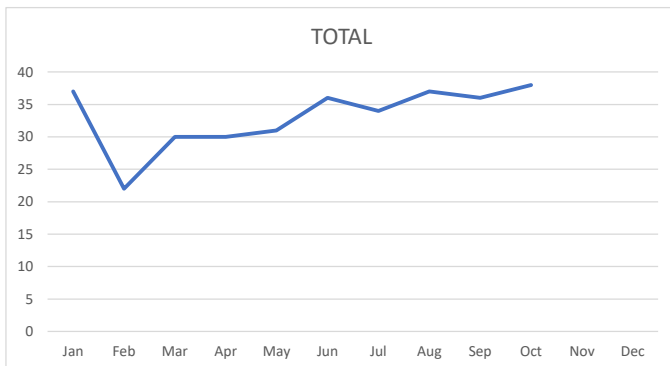
Village Fire Department
901 Corbindale Rd
Houston, TX, 77024
Phone# (713) 468-7941 Fax# (713) 468-5039

October 2025 Summary - Hunters Creek

Call/Incident Type/Detail	Jan	Feb	Mar	Apr	May	Jun	Jul	Aug	Sep	Oct	Nov	Dec	Total YTD
TOTAL	37	22	30	30	31	36	34	37	36	38			331
Abdominal Pain	0	0	2	1	0	2	1	0	0	0			6
Allergic Reaction	0	0	1	0	0	0	0	1	1	0			3
Back Pain	0	0	0	0	0	0	0	0	1	0			1
Carbon Monoxide Alarm with Symptoms	0	0	0	0	1	0	0	0	0	0			1
Carbon Monoxide Detector No Symptoms	1	2	0	0	0	2	0	1	1	1			8
Cardiac/Respiratory Arrest	0	0	0	0	0	1	0	0	0	0			1
Check a Noxious Odor	0	1	0	0	0	0	0	0	1	0			2
Check for Fire	0	0	0	0	1	0	3	1	1	0			6
Check for the Smell of Natural Gas	1	0	1	1	0	0	0	1	0	1			5
Check for the Smell of Smoke	0	0	0	1	0	1	0	1	0	0			3
Chest Pain	0	0	1	0	0	1	0	2	2	1			7
Child Locked in a Vehicle Engine not running	0	0	0	0	2	0	0	0	0	0			2
Diabetic Emergency	0	0	0	0	0	0	1	0	0	0			1
Difficulty Breathing	1	0	1	2	2	0	1	2	1	1			11
Elevator Rescue	0	0	0	0	0	1	0	0	0	0			1
Entrapment- Non MVC	0	0	0	0	0	0	0	1	0	0			1
Fall Victim	3	1	4	2	1	2	4	0	1	4			22
Fire Alarm Business	2	0	1	1	2	1	1	1	0	0			9
Fire Alarm Church or School	0	0	0	0	0	1	0	0	0	0			1
Fire Alarm Residence	15	9	6	10	7	13	17	19	8	7			111
Gas Leak	0	1	0	1	1	0	0	0	0	2			5
Heart Problems	3	1	1	0	0	0	1	0	0	1			7
Hemorrhage/Laceration	0	1	1	0	1	0	0	0	0	0			3
House Fire	0	0	0	1	0	0	0	0	0	0			1
Illegal Burning	0	0	0	0	0	0	0	0	0	1			1
Injured Party	1	0	2	1	0	1	0	0	1	0			6
Medical Alarm	0	1	0	0	1	0	0	0	0	1			3
Motor Vehicle Collision	2	2	4	1	4	3	1	1	2	0			20
Motor Vehicle Collision with Entrapment	1	0	0	0	0	0	0	0	1	0			2
Motor Vehicle vs Motorcycle	0	0	0	1	0	0	0	0	0	1			2
Motor Vehicle vs Pedestrian	0	0	0	0	0	1	0	0	0	0			1
Object Down in Roadway	0	0	0	1	0	1	0	0	0	0			2
Overdose/Poisoning	0	0	1	0	1	0	0	0	0	1			3
Possible D.O.S	0	0	0	0	0	0	0	0	0	1			1
Powerlines Down Arcing/Burning	0	0	0	0	0	0	0	2	0	3			5
Psychiatric Emergency	0	0	0	0	2	0	0	0	0	0			2
Seizures	0	0	1	0	0	0	0	0	0	1			2
Service Call Non-emergency	0	0	0	1	0	2	1	1	7	4			16
Sick Call	1	3	2	1	2	0	1	1	2	3			16
Stroke	2	0	0	1	0	0	1	0	0	1			5
Transformer Fire	0	0	0	0	0	0	0	0	0	1			1
Traumatic Injury	0	0	0	0	0	1	0	0	0	0			1
Unconscious Party/Syncope	4	0	1	2	2	2	0	1	2	2			16
Unknown Medical Emergency	0	0	0	1	1	0	0	0	3	0			5
Vehicle Fire	0	0	0	0	0	0	1	1	1	0			3

Month	# of Incidents*	Avg Resp Time
Jan	29	4:46
Feb	16	5:14
Mar	27	5:05
Apr	23	5:19
May	22	4:55
Jun	25	4:33
Jul	25	5:09
Aug	31	5:25
Sep	26	4:46
Oct	32	4:58
Nov		
Dec		
	256	5:01

Does not include Cancelled, Disregard Enroute, Objects Down, and Nonemergency Service Calls





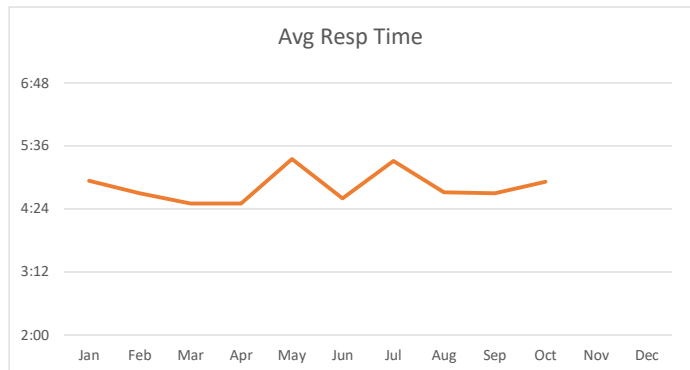
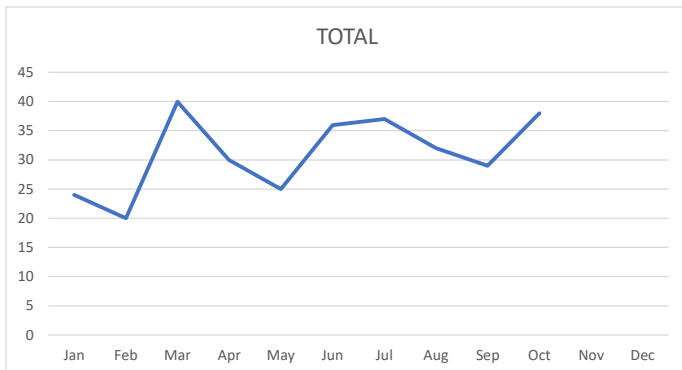
Village Fire Department
901 Corbindale Rd
Houston, TX, 77024
Phone# (713) 468-7941 Fax# (713) 468-5039

October 2025 Summary - Piney Point

Call/Incident Type/Detail	Jan	Feb	Mar	Apr	May	Jun	Jul	Aug	Sep	Oct	Nov	Dec	Total YTD
TOTAL	24	20	40	30	25	36	37	32	29	38			311
Abdominal Pain	0	0	1	0	0	1	0	0	0	0			2
Carbon Monoxide Detector with Symptoms	0	0	0	0	0	0	0	0	0	1	0		1
Carbon Monoxide Detector No Symptoms	2	0	0	0	1	2	1	1	0	0			7
Cardiac/Respiratory Arrest	0	1	0	0	0	0	0	0	0	0			1
Check a Noxious Odor	1	0	0	0	1	0	0	1	0	0			3
Check for Fire	0	0	0	0	0	1	1	0	0	0			2
Check for the Smell of Natural Gas	1	0	2	0	0	0	0	0	1	0			4
Check for the Smell of Smoke	0	0	0	0	1	0	1	1	0	0			3
Chest Pain	1	0	1	0	3	0	0	2	1	0			8
Choking	0	0	0	1	0	0	0	0	0	1			2
Elevator Rescue	0	0	0	0	0	0	1	0	0	0			1
Difficulty Breathing	0	0	1	1	1	1	0	0	0	2			6
Fall Victim	2	3	3	1	0	2	3	3	3	1			21
Fire Alarm Business	0	0	1	1	0	0	0	0	0	0			2
Fire Alarm Church or School	1	2	7	7	2	3	1	2	1	1			27
Fire Alarm Residence	5	5	8	6	5	8	18	9	8	13			85
Gas Leak	1	0	0	0	0	1	0	0	1	0			3
Headache- Stroke symptoms not present	0	0	0	0	0	1	0	0	0	0			1
Heart Problems	1	0	1	0	1	0	0	1	0	0			4
Hemorrhage/Laceration	0	0	0	1	0	0	0	0	1	0			2
House Fire	0	0	0	1	0	0	0	0	0	0			1
Injured Party	0	0	0	0	0	1	0	1	0	0			2
Medical Alarm	1	0	1	2	0	1	1	1	1	1			9
Motor Vehicle Collision	1	1	2	3	1	5	0	1	1	1			16
Object Down in Roadway	0	0	2	2	0	1	0	0	0	0			5
Overdose/Poisoning	0	1	0	0	0	0	0	0	1	1			3
Powerlines Down Arcing/Burning	0	0	1	0	0	1	1	0	1	1			5
Psychiatric Emergency	0	0	1	0	2	0	1	0	0	1			5
Seizures	0	0	0	0	0	0	0	1	0	0			1
Service Call Non-emergency	3	3	2	0	5	1	7	1	5	6			33
Sick Call	2	1	5	1	2	4	1	3	2	7			28
Smoke in Residence	1	0	0	0	0	0	0	1	0	0			2
Stroke	0	1	1	0	0	0	0	0	1	0			3
Transformer Fire	0	0	0	1	0	0	0	0	0	0			1
Traumatic Injury	0	1	0	1	0	1	0	0	0	0			3
Unconscious Party/Syncope	1	1	0	1	0	0	0	3	0	2			8
Unknown Medical Emergency	0	0	0	0	0	1	0	0	0	0			1

Month	# of Incidents*	Avg Resp Time
Jan	16	4:56
Feb	14	4:42
Mar	26	4:30
Apr	23	4:30
May	15	5:21
Jun	27	4:36
Jul	22	5:19
Aug	23	4:43
Sep	19	4:42
Oct	29	4:55
Nov		
Dec		
214		4:49

Does not include Cancelled, Disregard Enroute, Objects Down, and Nonemergency Service Calls





Village Fire Department
901 Corbindale Rd
Houston, TX, 77024
Phone# (713) 468-7941 Fax# (713) 468-5039

October 2025 Summary - Spring Valley

Call/Incident Type/Detail	Jan	Feb	Mar	Apr	May	Jun	Jul	Aug	Sep	Oct	Nov	Dec	Total YTD
TOTAL	44	39	42	36	34	39	34	43	25	45			381
Abdominal Pain	0	1	0	0	0	0	1	0	0	1			3
Allergic Reaction	0	0	0	0	0	0	0	1	0	2			3
Back Pain	0	0	1	0	0	2	0	0	0	0			3
Carbon Monoxide Detector No Symptoms	0	0	0	2	1	0	0	1	0	1			5
Cardiac/Respiratory Arrest	0	1	0	1	0	0	1	0	0	0			3
Check a Noxious Odor	0	0	0	0	0	1	0	0	0	0			1
Check for Fire	0	0	0	2	0	0	1	0	0	2			5
Check for the Smell of Natural Gas	1	1	3	0	0	0	0	1	0	0			6
Check for the Smell of Smoke	0	0	0	1	0	0	0	1	0	0			2
Chest Pain	2	0	3	0	3	3	1	0	1	1			14
Child Locked in a Vehicle Engine not running	0	0	0	0	0	1	0	0	0	0			1
Choking	0	0	0	0	1	0	0	0	0	0			1
Diabetic Emergency	0	0	0	0	1	0	0	1	0	0			2
Difficulty Breathing	3	3	2	1	0	1	2	1	0	0			13
Elevator Rescue	0	0	0	1	0	0	0	0	0	0			1
Entrapment- Non MVC	0	0	0	0	0	0	0	0	0	1			1
Explosion	0	0	0	0	0	0	0	1	0	0			1
Fall Victim	0	3	1	3	2	3	2	2	3	3			22
Fire Alarm Business	9	2	0	1	1	1	2	2	1	3			22
Fire Alarm Church or School	1	1	0	2	1	3	3	0	0	0			11
Fire Alarm Residence	2	3	0	1	2	3	4	3	1	0			19
Gas Leak	1	2	1	0	0	2	1	0	0	0			7
Grass Fire	0	0	0	0	1	0	0	0	0	1			2
Heart Problems	2	1	3	5	2	1	3	2	3	1			23
Heat/Cold Exposure	0	0	0	0	0	1	0	0	0	0			1
Hemorrhage/Laceration	0	1	3	0	0	1	0	1	0	0			6
Injured Party	1	0	2	1	1	0	0	1	1	1			8
Medical Alarm	1	0	0	0	0	0	2	0	0	1			4
Motor Vehicle Collision	12	6	6	4	4	5	4	8	6	2			57
Motor Vehicle Collision with Entrapment	0	0	0	0	0	0	0	1	0	0			1
Motor Vehicle vs Motorcycle	0	1	0	0	0	0	0	1	0	0			2
Motor Vehicle vs Pedestrian	0	0	0	1	0	0	0	0	0	0			1
Object Down in Roadway	0	0	0	1	0	0	0	0	0	0			1
Overdose/Poisoning	0	0	1	0	0	0	0	0	0	1			2
Possible D.O.S.	1	0	0	0	0	0	0	0	0	0			1
Powerlines Down Arcing/Burning	0	0	2	0	1	1	0	2	0	1			7
Psychiatric Emergency	0	1	1	1	1	1	1	0	1	0			7
Seizures	0	0	0	1	0	0	0	1	1	2			5
Service Call Non-emergency	1	0	1	1	4	1	3	1	2	3			17
Shooting/Stabbing	0	0	0	1	0	0	0	0	0	0			1
Sick Call	2	4	7	3	2	5	1	4	1	8			37
Smoke in Business	0	0	0	0	0	1	0	0	0	0			1
Stroke	1	1	0	0	1	0	1	0	0	1			5
Transformer Fire	0	0	0	0	1	0	0	0	0	1			2
Unconscious Party/Syncope	2	3	3	2	2	1	1	4	3	4			25
Unknown Medical Emergency	2	2	2	0	2	0	0	1	1	3			13
Vehicle Fire	0	2	0	0	0	1	0	2	0	1			6

Month	# of Incidents*	Avg Resp Time
Jan	35	3:46
Feb	38	4:19
Mar	40	3:53
Apr	32	3:47
May	29	4:09
Jun	36	4:34
Jul	28	3:46
Aug	39	4:07
Sep	22	4:28
Oct	40	4:02
Nov		
Dec		
339		4:05

Does not include Cancelled, Disregard Enroute, Objects Down, and Nonemergency Service Calls

