



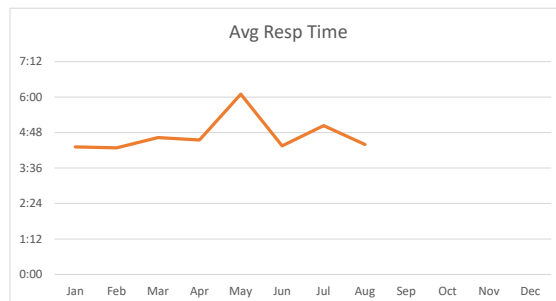
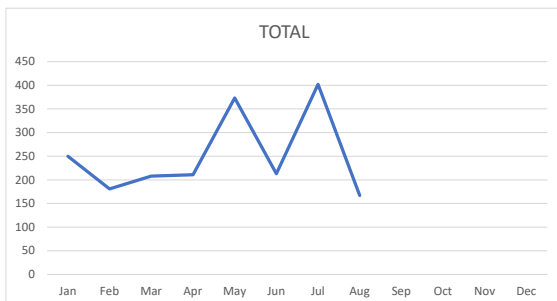
Village Fire Department
 901 Corbindale Rd
 Houston, TX, 77024
 Phone# (713) 468-7941 Fax# (713) 468-5039

August 2024 Summary - All Cities

Call/Incident Type/Detail	Jan	Feb	Mar	Apr	May	Jun	Jul	Aug	Sep	Oct	Nov	Dec	Total YTD
TOTAL	250	181	208	211	373	213	402	167					2005
Abdominal Pain	0	1	1	2	4	3	2	2					15
Allergic Reaction	2	1	2	2	1	1	0	2					11
Animal Bite	0	0	1	0	0	0	0	0					1
Apartment Fire	0	0	0	0	0	0	1	0					1
Assult	0	1	1	0	1	1	0	0					4
Automatic Aid	3	2	3	4	1	0	0	0					13
Automatic Aid- Apartment Fire	13	6	13	10	4	2	5	0					53
Automatic Aid- Building Fire	4	2	2	3	0	1	1	0					13
Automatic Aid- Elevator Rescue	3	1	1	0	1	2	2	0					10
Automatic Aid- Entrapment MVC	1	3	1	0	1	0	0	0					6
Automatic Aid- Gas Leak	1	1	2	3	2	0	3	0					12
Automatic Aid- High Rise Fire	0	2	1	0	0	0	0	0					3
Back Pain	0	0	2	1	1	1	0	0					5
Burn Victim	0	0	0	0	0	0	2	0					2
Business Fire	0	0	0	0	0	0	0	1					1
Carbon Monoxide Detector With Symptoms	0	1	0	0	2	0	3	0					6
Carbon Monoxide Detector No Symptoms	2	3	3	1	11	8	11	7					46
Cardiac/Respiratory Arrest	1	1	0	0	0	1	0	0					3
Check a Noxious Odor	2	1	0	1	0	0	0	0					4
Check for Fire	0	0	1	0	1	0	7	0					9
Check for the Smell of Natural Gas	2	3	6	2	18	2	5	2					40
Check for the Smell of Smoke	2	2	1	2	5	2	5	4					23
Chest Pain	3	1	4	1	3	4	4	2					22
Child Locked in a Vehicle Engine and AC running	0	0	0	0	1	0	1	0					2
Child Locked in a Vehicle Engine not running	0	1	0	0	1	1	0	1					4
Choking	1	1	2	0	0	0	0	0					4
Diabetic Emergency	1	2	2	1	0	1	0	0					7
Difficulty Breathing	9	5	8	12	4	3	8	10					59
Dumpster Fire Not near Structure	0	0	0	0	1	1	0	0					2
Electrical Fire	0	0	1	0	1	0	1	1					4
Elevator Rescue	1	0	0	0	2	1	4	0					8
Entrapment- Non MVC	0	0	1	0	1	0	0	0					2
Eye Problems	0	0	0	0	0	1	0	0					1
Fall Victim	10	8	13	9	11	8	6	12					77
Fire Alarm Business	8	6	3	6	9	9	6	3					50
Fire Alarm Church or School	10	6	3	4	9	8	6	11					57
Fire Alarm Residence	36	28	23	25	57	38	59	26					292
Gas Leak	3	0	5	4	15	1	3	2					33
Grass Fire	0	0	0	0	0	0	1	0					1
HAZMAT Emergency	0	0	0	0	0	1	0	1					2
Headache- Stroke symptoms not present	0	0	0	2	0	1	0	1					4
Heart Problems	8	6	4	6	6	5	2	3					40
Heat/Cold Exposure	1	0	0	0	0	2	2	3					8
Hemorrhage/Laceration	1	2	1	1	1	1	1	4					12
House Fire	2	0	1	1	6	4	3	1					18
Injured Party	4	4	4	3	4	4	4	2					29
Medical Alarm	6	5	4	2	9	3	5	11					45
Motor Vehicle Collision	23	15	21	25	21	24	31	13					173
Motor Vehicle Collision with Entrapment	0	0	1	1	2	0	1	0					5
Object Down in Roadway	6	1	5	6	17	5	67	2					109
Oven/Appliance Fire	1	0	0	0	0	0	1	0					2
Overdose/Poisoning	1	1	2	0	3	0	2	1					10
Possible D.O.S.	1	0	1	2	0	0	0	1					5
Powerlines Down Arcing/Burning	3	0	3	6	41	14	66	2					135
Pregnancy/ Childbirth	1	0	0	0	0	0	0	0					1
Psychiatric Emergency	3	6	2	2	3	2	4	1					23
Seizures	4	2	8	4	2	1	7	0					28
Service Call Non-emergency	14	16	12	15	36	8	17	10					128
Shooting/Stabbing	1	0	0	0	2	1	0	0					4
Sick Call	21	15	15	19	23	20	19	8					140
Smoke in Business	1	0	0	0	0	0	0	0					1
Smoke in Residence	1	0	1	1	0	1	0	0					4
Stroke	5	1	3	2	3	1	5	4					24
Transformer Fire	3	0	2	2	11	1	11	0					30
Trash Fire	0	0	0	0	1	0	0	0					1
Traumatic Injury	1	3	0	1	0	0	0	0					5
Unconscious Party/Syncope	14	9	7	10	10	11	7	8					76
Unknown Medical Emergency	1	2	3	5	1	3	1	3					19
Vehicle Fire	4	3	1	2	3	0	0	2					15
Wash Down	1	1	1	0	0	0	0	0					3

Month	# of Incidents	Avg Resp Time
Jan	174	4:19
Feb	126	4:17
Mar	151	4:38
Apr	148	4:33
May	279	6:06
Jun	166	4:21
Jul	267	5:02
Aug	139	4:24
Sep		
Oct		
Nov		
Dec		
Total	1450	4:42

Note: Nat'l Std Fire Response Time: 6:50
 Note: Nat'l Std Fire EMS Time: 6:30



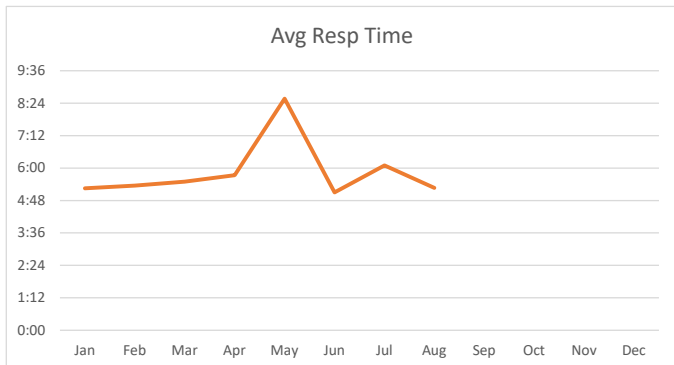
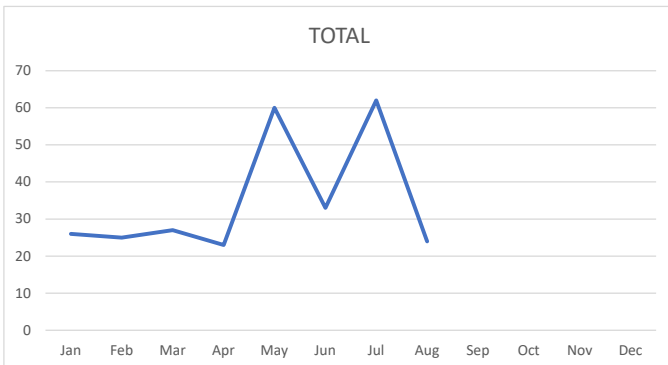


Village Fire Department
 901 Corbindale Rd
 Houston, TX, 77024
 Phone# (713) 468-7941 Fax# (713) 468-5039

August 2024 Summary - Bunker Hill

Call/Incident Type/Detail	Jan	Feb	Mar	Apr	May	Jun	Jul	Aug	Sep	Oct	Nov	Dec	Total YTD
TOTAL	26	25	27	23	60	33	62	24					280
Abdominal Pain	0	0	0	0	0	1	0	0					1
Assult	0	1	0	0	0	0	0	0					1
Back Pain	0	0	0	0	0	1	0	0					1
Carbon Monoxide Detector No Symptoms	0	0	1	0	0	2	3	0					6
Check for Noxious Odor	1	0	0	0	0	0	0	0					1
Check for Fire	0	0	0	0	0	0	4	0					4
Check for the Smell of Natural Gas	2	0	2	0	3	0	0	1					8
Check for the Smell of Smoke	0	1	1	0	3	1	1	1					8
Chest Pain	0	0	0	0	1	0	0	0					1
Child Locked in a Vehicle Engine and AC running	0	0	0	0	1	0	0	0					1
Diabetic Emergency	0	1	0	0	0	1	0	0					2
Difficulty Breathing	0	0	2	4	1	0	1	0					8
Dumpster Fire Not near Structure	0	0	0	0	1	0	0	0					1
Electrical Fire	0	0	0	0	1	0	0	0					1
Entrapment- Non MVC	0	0	0	0	1	0	0	0					1
Fall Victim	0	1	4	1	1	1	0	3					11
Fire Alarm Business	0	1	0	0	0	0	1	1					3
Fire Alarm Church or School	3	0	1	0	0	0	0	1					5
Fire Alarm Residence	7	7	4	4	6	11	14	4					57
Gas Leak	0	0	1	0	4	0	1	0					6
Headache- Stroke symptoms not present	0	0	0	0	0	0	0	1					1
Heart Problems	1	0	0	0	1	0	0	0					2
Heat/Cold Exposure	0	0	0	0	0	0	1	1					2
Hemorrhage/Laceration	0	1	1	0	0	0	0	1					3
House Fire	0	0	0	1	0	0	0	0					1
Injured Party	1	0	1	1	2	1	1	0					7
Medical Alarm	0	0	1	1	1	1	0	3					7
Motor Vehicle Collision	2	1	1	2	1	1	2	0					10
Object Down in Roadway	1	0	1	3	4	2	9	1					21
Overdose/Poisoning	0	0	0	0	1	0	0	0					1
Possible D.O.S.	0	0	0	0	0	0	0	1					1
Powerlines Down Arcing/Burning	0	0	0	2	11	5	12	0					30
Psychiatric Emergency	0	1	0	0	1	0	0	0					2
Seizures	1	0	0	2	0	1	0	0					4
Service Call Non-emergency	2	5	3	1	9	0	7	2					29
Sick Call	2	2	3	1	2	2	1	2					15
Smoke in Residence	1	0	0	0	0	0	0	0					1
Stroke	0	1	0	0	0	0	2	0					3
Transformer Fire	0	0	0	0	2	0	1	0					3
Unconscious Party/Syncope	1	2	0	0	2	1	1	1					8
Unknown Medical Emergency	0	0	0	0	0	1	0	0					1
Vehicle Fire	1	0	0	0	0	0	0	0					1

Month	# of Incidents	Avg Resp Time
Jan	17	5:15
Feb	16	5:21
Mar	19	5:30
Apr	16	5:44
May	43	8:34
Jun	26	5:06
Jul	40	6:06
Aug	16	5:16
Sep		
Oct		
Nov		
Dec		
	<hr/>	<hr/>
	193	5:51



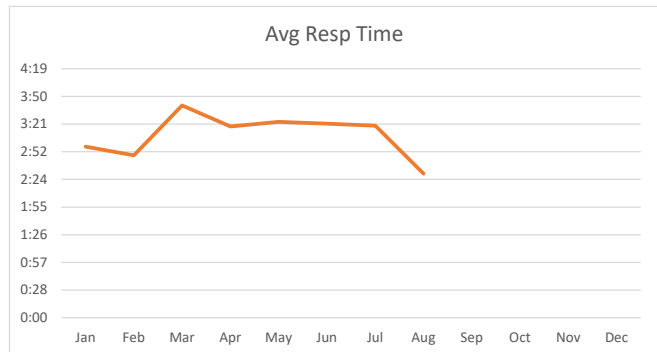
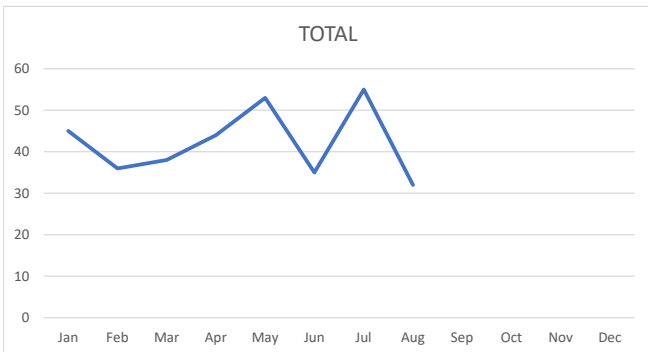


Village Fire Department
 901 Corbindale Rd
 Houston, TX, 77024
 Phone# (713) 468-7941 Fax# (713) 468-5039

August 2024 Summary - Hedwig

Call/Incident Type/Detail	Jan	Feb	Mar	Apr	May	Jun	Jul	Aug	Sep	Oct	Nov	Dec	Total YTD
TOTAL	47	39	47	49	63	39	71	34					389
Abdominal Pain	0	0	0	2	1	1	0	0					4
Allergic Reaction	1	0	1	1	0	0	0	2					5
Animal Bite	0	0	1	0	0	0	0	0					1
Assult	0	0	1	0	0	0	0	0					1
Back Pain	0	0	1	0	0	0	0	0					1
Business Fire	0	0	0	0	0	0	0	1					1
Carbon Monoxide Detector No Symptoms	0	0	0	0	4	2	1	0					7
Cardiac/Respiratory Arrest	0	0	0	0	0	1	0	0					1
Check for Fire	0	0	0	0	0	0	1	0					1
Check for the Smell of Natural Gas	0	2	0	1	0	0	0	0					3
Check for the Smell of Smoke	1	1	0	1	1	1	1	1					7
Chest Pain	2	1	0	0	2	1	0	1					7
Child Locked in a Vehicle Engine and AC running	0	0	0	0	0	0	1	0					1
Choking	0	0	2	0	0	0	0	0					2
Diabetic Emergency	0	1	2	0	0	0	0	0					3
Difficulty Breathing	3	0	2	3	0	1	3	2					14
Dumpster Fire Not near Structure	0	0	0	0	0	1	0	0					1
Elevator Rescue	1	0	0	0	0	0	2	0					3
Eye Problems	0	0	0	0	0	1	0	0					1
Fall Victim	2	3	1	0	1	1	1	2					11
Fire Alarm Business	4	5	3	4	4	6	4	1					31
Fire Alarm Church or School	1	3	0	1	4	1	3	5					18
Fire Alarm Residence	1	0	4	5	1	1	3	2					17
Gas Leak	0	0	2	0	4	0	0	0					6
Heart Problems	2	1	0	2	1	1	1	2					10
Heat/Cold Exposure	1	0	0	0	0	0	1	0					2
Hemorrhage/Laceration	0	0	0	0	0	0	1	2					3
House Fire	0	0	1	0	1	0	0	0					2
Injured Party	2	0	2	0	0	0	0	1					5
Medical Alarm	1	0	2	0	0	1	1	2					7
Motor Vehicle Collision	7	5	4	5	6	3	10	2					42
Motor Vehicle Collision with Entrapment	0	0	0	0	1	0	0	0					1
Object Down in Roadway	0	1	1	0	3	1	11	0					17
Oven/Appliance Fire	1	0	0	0	0	0	0	0					1
Overdose/Poisoning	0	1	0	0	1	0	2	0					4
Powerlines Down Arcing/Burning	1	0	0	0	9	1	6	0					17
Psychiatric Emergency	2	5	0	0	2	0	1	0					10
Seizures	0	0	2	0	1	0	1	0					4
Service Call Non-emergency	0	1	3	4	6	2	3	1					20
Shooting/Stabbing	1	0	0	0	0	0	0	0					1
Sick Call	4	4	6	12	8	9	8	2					53
Smoke in Business	1	0	0	0	0	0	0	0					1
Smoke in Residence	0	0	1	0	0	0	0	0					1
Stroke	0	0	0	2	0	0	1	1					4
Transformer Fire	0	0	2	1	1	0	2	0					6
Traumatic Injury	0	1	0	0	0	0	0	0					1
Unconscious Party/Syncope	6	1	1	3	1	3	2	3					20
Unknown Medical Emergency	0	1	0	2	0	0	0	1					4
Vehicle Fire	1	2	1	0	0	0	0	0					4
Wash Down	1	0	1	0	0	0	0	0					2

Month	# of Incidents	Avg Resp Time
Jan	45	2:58
Feb	36	2:49
Mar	38	3:41
Apr	44	3:19
May	53	3:24
Jun	35	3:22
Jul	55	3:20
Aug	32	2:30
Sep		
Oct		
Nov		
Dec		
<hr/>		
	338	3:10



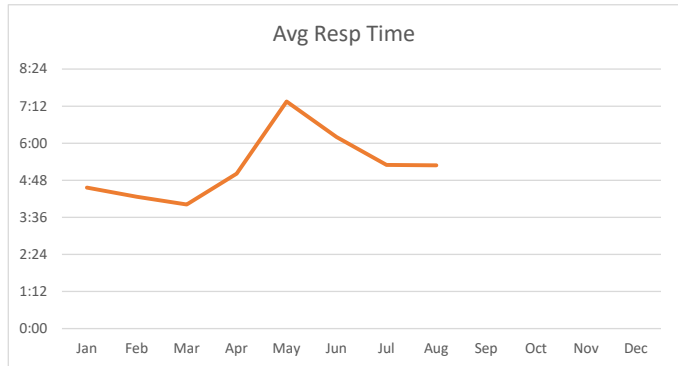
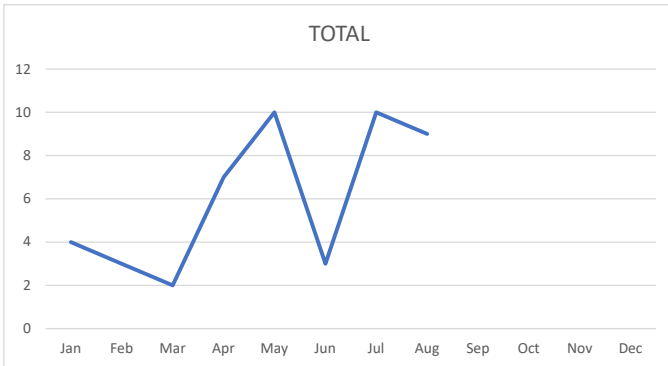


Village Fire Department
 901 Corbindale Rd
 Houston, TX, 77024
 Phone# (713) 468-7941 Fax# (713) 468-5039

August 2024 Summary - Hilshire

Call/Incident Type/Detail	Jan	Feb	Mar	Apr	May	Jun	Jul	Aug	Sep	Oct	Nov	Dec	Total YTD
TOTAL	4	3	2	7	10	3	10	9					48
Abdominal Pain	0	0	0	0	0	1	0	1					2
Carbon Monoxide Detector No Symptoms	0	0	0	0	3	0	0	0					3
Check for the Smell of Natural Gas	0	0	0	0	0	0	1	0					1
Difficulty Breathing	1	0	0	0	0	0	1	1					3
Fall Victim	1	0	0	0	1	0	0	0					2
Fire Alarm Business	1	0	0	0	1	0	0	0					2
Fire Alarm Church or School	0	1	0	1	1	1	2	2					8
Fire Alarm Residence	0	0	0	0	1	0	0	1					2
Heart Problems	0	1	0	0	0	0	0	0					1
House Fire	0	0	0	0	1	0	0	0					1
Injured Party	0	1	0	0	0	0	0	0					1
Motor Vehicle Collision	0	0	1	0	0	0	1	1					3
Object Down in Roadway	0	0	0	1	0	0	1	0					2
Possible D.O.S.	0	0	0	1	0	0	0	0					1
Powerlines Down Arcing/Burning	0	0	0	0	0	0	1	0					1
Seizures	0	0	0	1	0	0	0	0					1
Service Call Non-emergency	0	0	0	1	0	0	1	0					2
Sick Call	0	0	0	0	0	1	1	0					2
Stroke	1	0	0	0	1	0	1	1					4
Traumatic Injury	0	0	0	1	0	0	0	0					1
Unconscious Party/Syncope	0	0	0	1	0	0	0	1					2
Unknown Medical Emergency	0	0	1	0	1	0	0	0					2
Vehicle Fire	0	0	0	0	0	0	0	1					1

Month	# of Incidents	Avg Resp Time
Jan	3	4:34
Feb	3	4:16
Mar	1	4:01
Apr	5	5:01
May	8	7:21
Jun	2	6:12
Jul	8	5:18
Aug	9	5:17
Sep		
Oct		
Nov		
Dec		
<hr/>		
	39	5:15



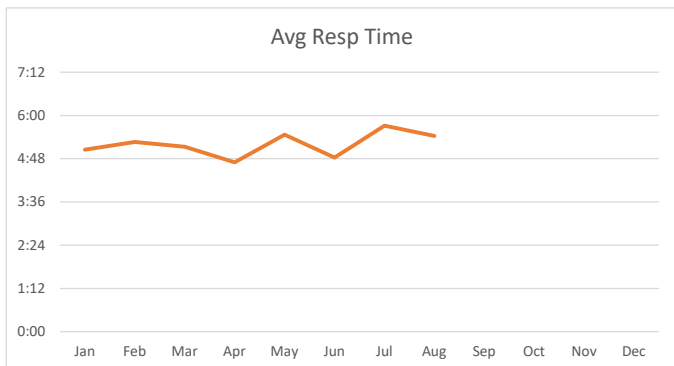
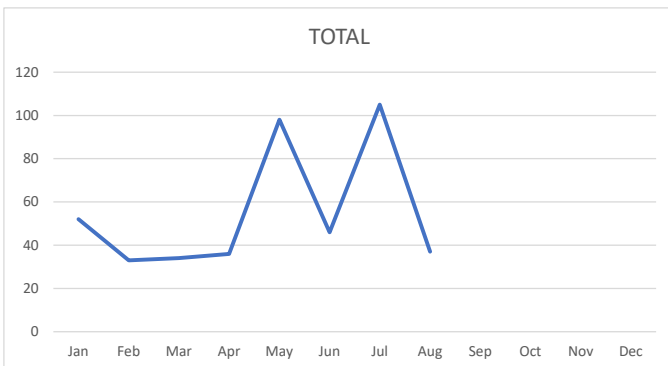


Village Fire Department
 901 Corbindale Rd
 Houston, TX, 77024
 Phone# (713) 468-7941 Fax# (713) 468-5039

August 2024 Summary - Hunters Creek

Call/Incident Type/Detail	Jan	Feb	Mar	Apr	May	Jun	Jul	Aug	Sep	Oct	Nov	Dec	Total YTD
TOTAL	52	33	34	36	98	46	105	37					441
Abdominal Pain	0	0	0	0	1	0	0	0					1
Allergic Reaction	0	0	0	1	1	0	0	0					2
Assault	0	0	0	0	0	1	0	0					1
Back Pain	0	0	0	1	1	0	0	0					2
Carbon Monoxide Alarm with Symptoms	0	0	0	0	1	0	0	0					1
Carbon Monoxide Detector No Symptoms	0	1	0	1	2	2	3	3					12
Check a Noxious Odor	1	1	0	0	0	0	0	0					2
Check for Fire	0	0	1	0	0	0	1	0					2
Check for the Smell of Natural Gas	0	0	1	1	9	0	3	1					15
Check for the Smell of Smoke	1	0	0	0	0	0	2	1					4
Chest Pain	1	0	1	0	0	1	3	0					6
Child Locked in a Vehicle Engine not running	0	0	0	0	1	0	0	0					1
Choking	1	0	0	0	0	0	0	0					1
Diabetic Emergency	1	0	0	1	0	0	0	0					2
Difficulty Breathing	0	2	1	2	0	1	1	2					9
Electrical Fire	0	0	1	0	0	0	1	1					3
Entrapment- Non MVC	0	0	1	0	0	0	0	0					1
Fall Victim	5	2	3	3	4	3	2	3					25
Fire Alarm Business	2	0	0	1	3	1	1	0					8
Fire Alarm Church or School	0	1	0	0	1	0	0	0					2
Fire Alarm Residence	13	13	5	4	33	9	20	11					108
Gas Leak	0	0	0	1	4	0	0	0					5
Grass Fire	0	0	0	0	0	0	1	0					1
Headache- Stroke symptoms not present	0	0	0	0	0	1	0	0					1
Heart Problems	1	2	2	0	1	1	1	0					8
Heat/Cold Exposure	0	0	0	0	0	0	0	1					1
Hemorrhage/Laceration	0	0	0	0	1	0	0	0					1
House Fire	0	0	0	0	2	2	1	1					6
Injured Party	1	2	0	1	0	1	1	1					7
Medical Alarm	3	1	0	0	4	0	1	1					10
Motor Vehicle Collision	3	0	2	2	2	9	6	5					29
Motor Vehicle Collision with Entrapment	0	0	1	0	0	0	0	0					1
Object Down in Roadway	1	0	0	1	4	1	22	1					30
Overdose/Poisoning	1	0	1	0	0	0	0	0					2
Possible D.O.S.	0	0	0	1	0	0	0	0					1
Powerlines Down Arcing/Burning	0	0	1	3	8	3	23	0					38
Psychiatric Emergency	0	0	2	1	0	1	1	0					5
Seizures	1	0	1	0	0	0	3	0					5
Service Call Non-emergency	5	5	3	3	7	3	3	5					34
Sick Call	5	0	2	2	2	2	2	0					15
Stroke	1	0	1	0	1	0	1	0					4
Transformer Fire	1	0	0	0	5	1	2	0					9
Traumatic Injury	0	1	0	0	0	0	0	0					1
Unconscious Party/Syncope	4	1	2	3	0	3	0	0					13
Unknown Medical Emergency	0	0	2	2	0	0	0	0					4
Vehicle Fire	0	0	0	1	0	0	0	0					1
Wash Down	0	1	0	0	0	0	0	0					1

Month	# of Incidents	Avg Resp Time
Jan	40	5:03
Feb	21	5:16
Mar	29	5:08
Apr	30	4:42
May	75	5:28
Jun	35	4:50
Jul	67	5:43
Aug	28	5:26
Sep		
Oct		
Nov		
Dec		
	<hr/>	<hr/>
	325	5:12

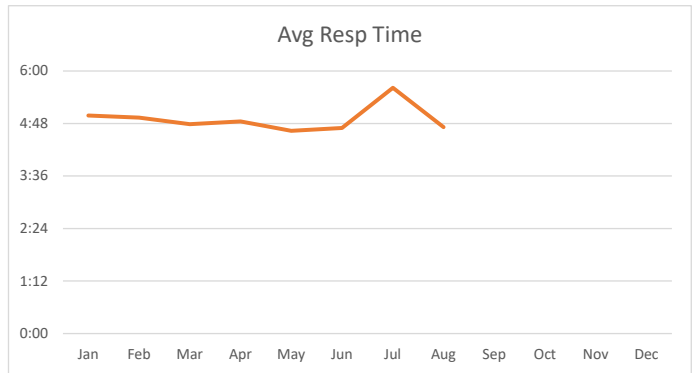
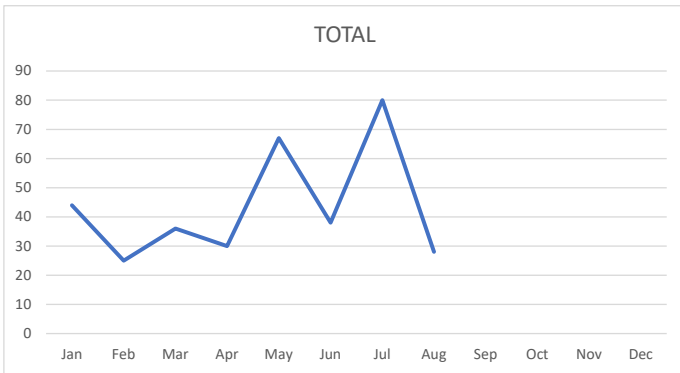




Village Fire Department
 901 Corbindale Rd
 Houston, TX, 77024
 Phone# (713) 468-7941 Fax# (713) 468-5039

August 2024 Summary - Piney Point

Call/Incident Type/Detail	Jan	Feb	Mar	Apr	May	Jun	Jul	Aug	Sep	Oct	Nov	Dec	Total YTD	Month	# of Incidents	Avg Resp Time
TOTAL	44	25	36	30	67	38	80	28					348	Jan	23	4:59
Abdominal Pain	0	0	1	0	1	0	0	0					2	Feb	16	4:56
Allergic Reaction	0	1	0	0	0	0	0	0					1	Mar	29	4:47
Assult	0	0	0	0	1	0	0	0					1	Apr	18	4:51
Back Pain	0	0	1	0	0	0	0	0					1	May	47	4:38
Carbon Monoxide Alarm with Symptoms	0	0	0	0	0	0	2	0					2	Jun	29	4:42
Carbon Monoxide Detector No Symptoms	0	0	1	0	1	0	3	0					5	Jul	50	5:37
Cardiac/Respiratory Arrest	0	1	0	0	0	0	0	0					1	Aug	23	4:43
Check for the Smell of Natural Gas	0	1	2	0	2	1	0	0					6	Sep		
Check for the Smell of Smoke	0	0	0	0	0	0	1	1					2	Oct		
Chest Pain	0	0	2	0	0	0	0	0					2	Nov		
Child Locked in a Vehicle Engine not running	0	0	0	0	0	1	0	1					2	Dec		
Choking	0	1	0	0	0	0	0	0					1		235	4:54
Difficulty Breathing	2	2	3	0	1	0	0	2					10			
Fall Victim	1	1	4	1	3	1	2	1					14			
Fire Alarm Business	0	0	0	0	1	0	0	0					1			
Fire Alarm Church or School	5	0	1	1	2	4	0	3					16			
Fire Alarm Residence	13	7	7	8	11	12	18	6					82			
Gas Leak	3	0	0	3	0	0	1	0					7			
Headache- Stroke symptoms not present	0	0	0	1	0	0	0	0					1			
Heart Problems	0	1	1	1	1	0	0	0					4			
Heat/Cold Exposure	0	0	0	0	0	1	0	0					1			
Hemorrhage/Laceration	1	0	0	0	0	0	0	0					1			
House Fire	0	0	0	0	2	1	0	0					3			
Injured Party	0	0	0	1	2	0	0	0					3			
Medical Alarm	2	1	1	1	1	0	2	3					11			
Motor Vehicle Collision	1	1	2	1	3	1	1	2					12			
Motor Vehicle Collision with Entrapment	0	0	0	0	1	0	0	0					1			
Object Down in Roadway	3	0	2	1	4	1	19	0					30			
Overdose/Poisoning	0	0	0	0	1	0	0	1					2			
Possible D.O.S.	1	0	1	0	0	0	0	0					2			
Powerlines Down Arcing/Burning	2	0	1	1	9	5	16	2					36			
Psychiatric Emergency	0	0	0	1	0	0	2	1					4			
Seizures	0	0	0	0	1	0	0	0					1			
Service Call Non-emergency	4	4	3	6	9	2	2	1					31			
Shooting/Stabbing	0	0	0	0	2	1	0	0					3			
Sick Call	2	1	1	2	3	4	3	1					17			
Smoke in Residence	0	0	0	0	0	1	0	0					1			
Stroke	2	0	2	0	1	0	0	1					6			
Transformer Fire	1	0	0	0	2	0	4	0					7			
Traumatic Injury	1	0	0	0	0	0	0	0					1			
Unconscious Party/Syncope	0	2	0	1	2	1	3	1					10			
Unknown Medical Emergency	0	1	0	0	0	0	1	1					4			





Village Fire Department
 901 Corbindale Rd
 Houston, TX, 77024
 Phone# (713) 468-7941 Fax# (713) 468-5039

August 2024 Summary - Spring Valley

Call/Incident Type/Detail	Jan	Feb	Mar	Apr	May	Jun	Jul	Aug	Sep	Oct	Nov	Dec	Total YTD
TOTAL	49	37	36	40	64	44	54	33					357
Abdominal Pain	0	1	0	0	1	0	2	1					5
Allergic Reaction	1	0	1	0	0	1	0	0					3
Carbon Monoxide Alarm with Symptoms	0	1	0	0	1	0	1	0					3
Carbon Monoxide Detector No Symptoms	2	1	1	0	1	2	1	4					12
Cardiac/Respiratory Arrest	1	0	0	0	0	0	0	0					1
Check a Noxious Odor	0	0	0	1	0	0	0	0					1
Check for Fire	0	0	0	0	1	0	1	0					2
Check for the Smell of Natural Gas	0	0	1	0	4	1	0	0					6
Check for the Smell of Smoke	0	0	0	0	1	0	0	0					1
Chest Pain	0	0	1	0	0	2	1	1					5
Difficulty Breathing	3	1	0	3	2	1	2	3					15
Elevator Rescue	0	0	0	0	2	1	0	0					3
Fall Victim	1	1	1	4	1	2	1	3					14
Fire Alarm Business	1	0	0	0	0	2	0	1					4
Fire Alarm Church or School	0	1	1	1	1	1	1	0					6
Fire Alarm Residence	2	1	2	4	5	5	3	2					24
Gas Leak	0	0	1	0	3	0	1	2					7
HAZMAT Emergency	0	0	0	0	0	1	0	1					2
Headache- Stroke symptoms not present	0	0	0	1	0	0	0	0					1
Heart Problems	4	1	1	3	2	3	0	1					15
Heat/Cold Exposure	0	0	0	0	0	1	0	1					2
Hemorrhage/Laceration	0	1	0	1	0	1	0	1					4
House Fire	2	0	0	0	0	1	2	0					5
Injured Party	0	1	1	0	0	2	2	0					6
Medical Alarm	0	3	0	0	3	0	1	2					9
Motor Vehicle Collision	10	8	11	13	9	9	11	2					73
Motor Vehicle Collision with Entrapment	0	0	0	1	0	0	1	0					2
Object Down in Roadway	1	0	1	0	2	0	5	0					9
Oven/Appliance Fire	0	0	0	0	0	0	1	0					1
Overdose/Poisoning	0	0	1	0	0	0	0	0					1
Powerlines Down Arcing/Burning	0	0	1	0	4	0	7	0					12
Pregnancy/ Childbirth	1	0	0	0	0	0	0	0					1
Psychiatric Emergency	1	0	0	0	0	1	0	0					2
Seizures	2	2	5	1	0	0	3	0					13
Service Call Non-emergency	1	1	0	0	3	1	1	1					8
Sick Call	8	8	3	2	8	2	4	3					38
Smoke in Residence	0	0	0	1	0	0	0	0					1
Stroke	1	0	0	0	0	1	0	1					3
Transformer Fire	1	0	0	1	1	0	1	0					4
Trash Fire	0	0	0	0	1	0	0	0					1
Traumatic Injury	0	1	0	0	0	0	0	0					1
Unconscious Party/Syncope	3	3	3	1	5	2	1	1					19
Unknown Medical Emergency	1	0	0	1	0	1	0	1					4
Vehicle Fire	2	1	0	1	3	0	0	1					8

Month	# of Incidents	Avg Resp Time
Jan	46	4:17
Feb	34	4:24
Mar	35	4:41
Apr	35	5:13
May	53	8:48
Jun	39	3:57
Jul	47	4:09
Aug	31	4:31
Sep		
Oct		
Nov		
Dec		
	<hr/> 320	<hr/> 5:00

