

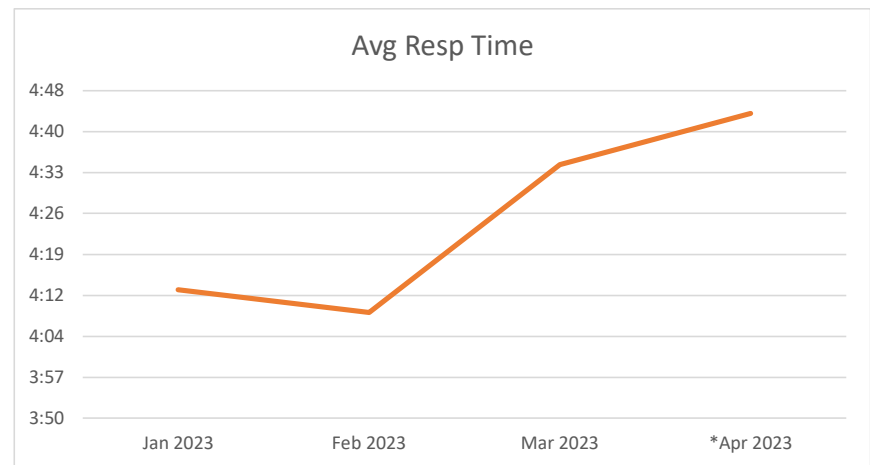
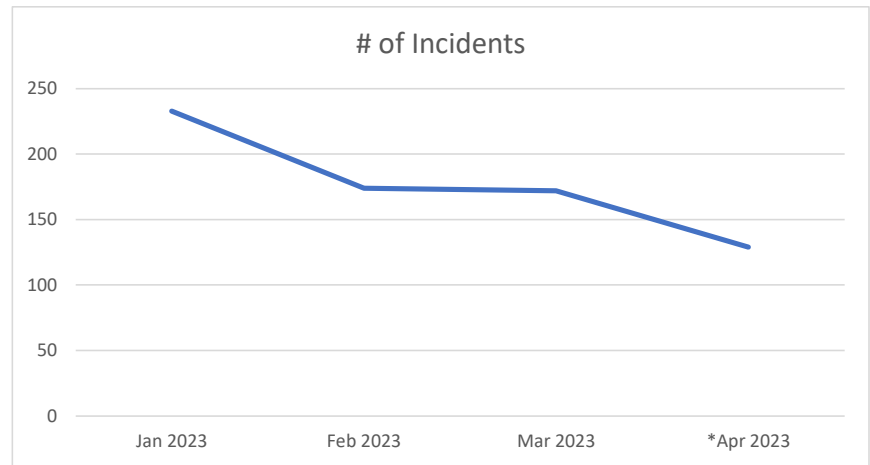


Village Fire Department
 901 Corbindale Rd
 Houston, TX, 77024
 Phone# (713) 468-7941 Fax# (713) 468-5039

April 2023 Summary - All Cities

Call/Incident Type/Detail	Jan 2023	Feb 2023	Mar 2023	Apr 2023	Total YTD
TOTAL	233	174	172	174	753
Adominal Pain	2	0	3	1	6
Allergic Reaction	1	0	1	1	3
Animal Bite	1	0	1	0	2
Apartment Fire	2	0	1	0	3
Automatic Aid	2	0	1	1	4
Automatic Aid- Apartment Fire	15	9	7	8	39
Automatic Aid- Building Fire	4	3	2	4	13
Automatic Aid- Elevator Rescue	1	0	2	1	4
Automatic Aid- Entrapment MVC	0	2	2	1	5
Automatic Aid- Gas Leak	3	7	4	4	18
Automatic Aid- High Rise Fire	3	1	0	0	4
Automatic Aid- House Fire	6	3	2	1	12
Back Pain	0	1	2	0	3
Business Fire	0	1	0	1	2
Carbon Monoxide Detector No Symptoms	2	3	5	1	11
Cardiac/Respiratory Arrest	1	1	2	0	4
Check a Noxious Odor	1	0	2	0	3
Check for Fire	0	1	1	0	2
Check for the Smell of Natural Gas	10	1	0	6	17
Check for the Smell of Smoke	2	1	1	2	6
Chest Pain	8	13	2	2	25
Child Locked in a Vehicle Engine and AC running	0	1	1	0	2
Diabetic Emergency	0	0	0	1	1
Difficulty Breathing	12	2	8	5	27
Electrical Fire	1	0	0	0	1
Elevator Rescue	3	0	1	1	5
Fall Victim	8	6	13	7	34
Fire Alarm Business	4	7	1	5	17
Fire Alarm Church or School	5	2	4	4	15
Fire Alarm Residence	46	17	19	36	118
Gas Leak	2	4	3	1	10
Headache - Stroke symptoms not present	0	0	2	0	2
Heart Problems	5	4	5	5	19

Month	# of Incidents	Avg Resp Time
Jan 2023	233	4:13
Feb 2023	174	4:09
Mar 2023	172	4:35
*Apr 2023	129	4:44



Hemorrhage/Laceration	4	1	2	2	9
House Fire	2	1	1	1	5
Injured Party	2	2	2	1	7
Medical Alarm	3	3	1	7	14
Motor Vehicle Collision	17	21	13	19	70
Motor Vehicle Collision with Entrapment	0	1	2	0	3
Object Down in Roadway	0	0	1	2	3
Overdose/Poisoning	1	3	2	2	8
Possible D.O.S.	1	2	1	2	6
Powerlines Down Arcing/Burning	2	0	0	4	6
Pregnancy/ Childbirth	1	0	0	2	3
Psychiatric Emergency	3	4	5	1	13
Seizures	4	6	4	3	17
Service Call Non-emergency	12	16	12	3	43
Sick Call	12	14	14	8	48
Stroke	1	2	1	1	5
Transformer Fire	1	0	2	3	6
Trash Fire	1	0	1	0	2
Traumatic Injury	0	0	2	1	3
Unconscious Party/Syncope	8	6	3	9	26
Unknown Medical Emergency	6	2	4	1	13
Vehicle Fire	2	0	1	3	6

* Note: Excludes cancelled calls.

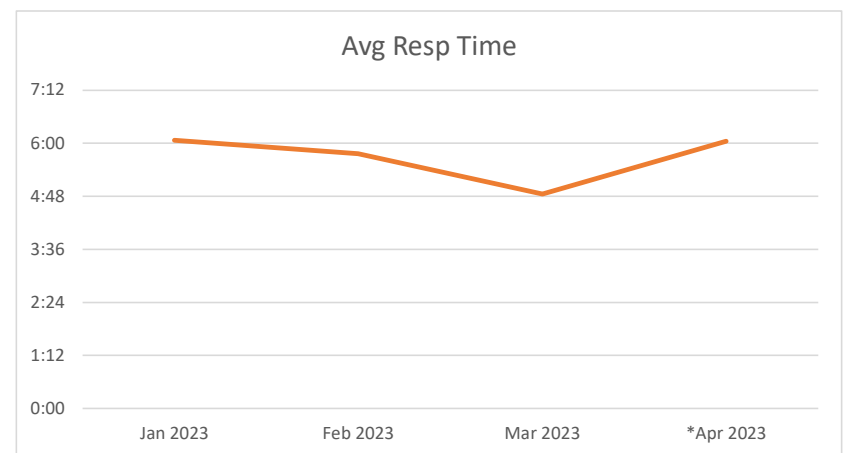
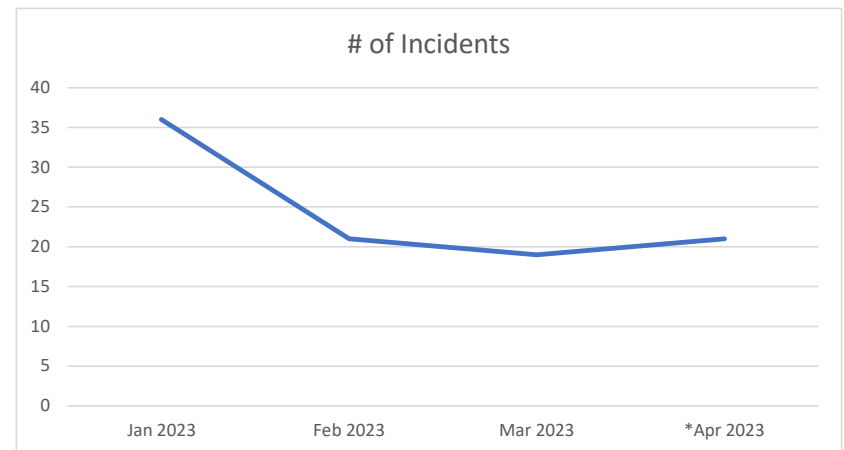


Village Fire Department
 901 Corbindale Rd
 Houston, TX, 77024
 Phone# (713) 468-7941 Fax# (713) 468-5039

April 2023 Summary - Bunker Hill

Call/Incident Type/Detail	Jan 2023	Feb 2023	Mar 2023	Apr 2023	Total YTD
TOTAL	36	21	19	27	103
Business Fire	0	1	0	0	1
Carbon Monoxide Detector No Symptoms	0	1	3	0	4
Cardiac/Respiratory Arrest	1	0	0	0	1
Check for the Smell of Natural Gas	3	0	0	2	5
Check for the Smell of Smoke	1	0	0	0	1
Difficulty Breathing	4	0	4	0	8
Fall Victim	0	1	0	2	3
Fire Alarm Business	0	1	0	0	1
Fire Alarm Church or School	1	0	0	1	2
Fire Alarm Residence	9	3	4	6	22
Gas Leak	0	0	1	1	2
Headache - Stroke symptoms not present	0	0	1	0	1
Heart Problems	0	1	0	1	2
Hemorrhage/Laceration	0	0	0	1	1
House Fire	1	0	0	0	1
Injured Party	1	0	0	0	1
Medical Alarm	0	1	0	3	4
Motor Vehicle Collision	1	0	1	2	4
Object Down in Roadway	0	0	0	1	1
Overdose/Poisoning	1	0	0	0	1
Possible D.O.S.	1	0	0	0	1
Powerlines Down Arcing/Burning	0	0	0	1	1
Psychiatric Emergency	1	0	0	1	2
Seizures	1	1	1	1	4
Service Call Non-emergency	6	7	2	1	16
Sick Call	1	4	1	1	7
Stroke	1	0	0	1	2
Transformer Fire	0	0	0	1	1
Unconscious Party/Syncope	1	0	0	0	1
Unknown Medical Emergency	1	0	1	0	2

Month	# of Incidents	Avg Resp Time
Jan 2023	36	6:04
Feb 2023	21	5:46
Mar 2023	19	4:51
*Apr 2023	21	6:03



* Note: Excludes cancelled calls.

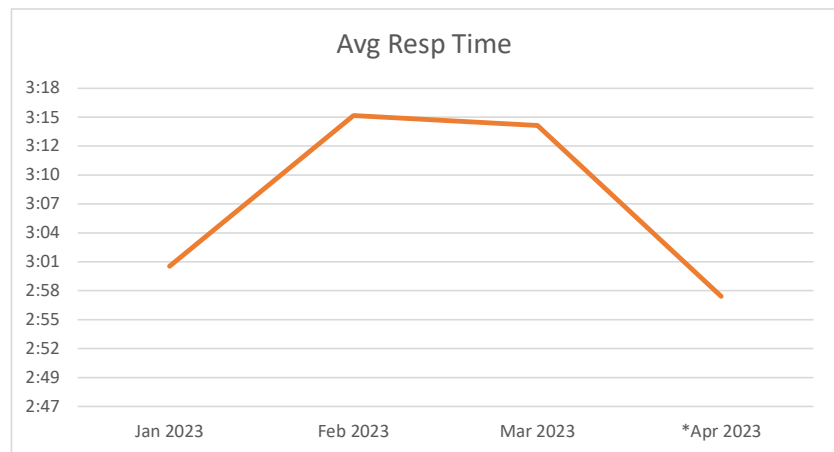
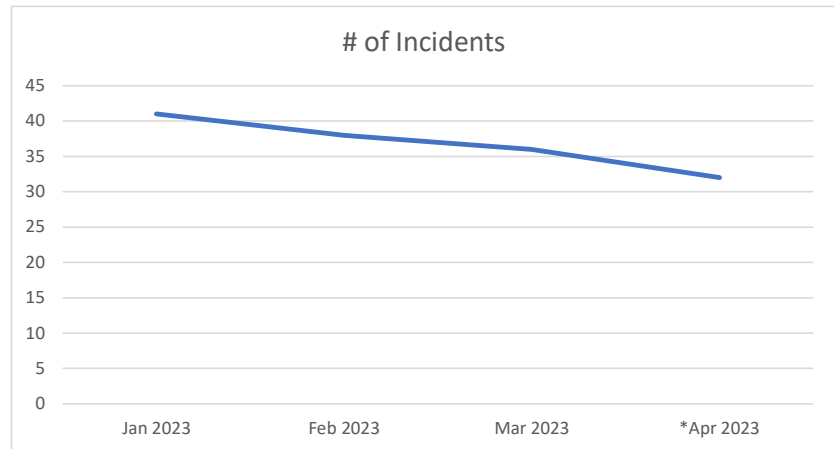


Village Fire Department
 901 Corbindale Rd
 Houston, TX, 77024
 Phone# (713) 468-7941 Fax# (713) 468-5039

April 2023 Summary - Hedwig

Call/Incident Type/Detail	Jan 2023	Feb 2023	Mar 2023	Apr 2023	Total YTD
TOTAL	41	38	36	34	149
Adominal Pain	0	0	2	1	3
Allergic Reaction	0	0	1	1	2
Apartment Fire	1	0	1	0	2
Business Fire	0	0	0	1	1
Check a Noxious Odor	1	0	0	0	1
Check for the Smell of Natural Gas	0	0	0	1	1
Check for the Smell of Smoke	0	0	1	1	2
Chest Pain	3	5	1	0	9
Difficulty Breathing	1	2	1	2	6
Electrical Fire	1	0	0	0	1
Fall Victim	3	3	3	1	10
Fire Alarm Business	1	3	1	2	7
Fire Alarm Church or School	0	0	3	2	5
Fire Alarm Residence	7	2	1	5	15
Gas Leak	1	1	1	0	3
Heart Problems	1	2	0	3	6
Hemorrhage/Laceration	1	0	1	0	2
Injured Party	1	2	0	0	3
Motor Vehicle Collision	5	6	5	2	18
Overdose/Poisoning	0	2	1	1	4
Possible D.O.S.	0	1	1	0	2
Pregnancy/ Childbirth	0	0	0	2	2
Psychiatric Emergency	1	0	2	0	3
Seizures	2	1	1	1	5
Service Call Non-emergency	0	4	3	0	7
Sick Call	5	2	2	2	11
Transformer Fire	0	0	1	0	1
Traumatic Injury	0	0	1	0	1
Unconscious Party/Syncope	3	1	1	5	10
Unknown Medical Emergency	2	1	1	1	5
Vehicle Fire	1	0	0	0	1

Month	# of Incidents	Avg Resp Time
Jan 2023	41	3:01
Feb 2023	38	3:16
Mar 2023	36	3:15
*Apr 2023	32	2:58



* Note: Excludes cancelled calls.



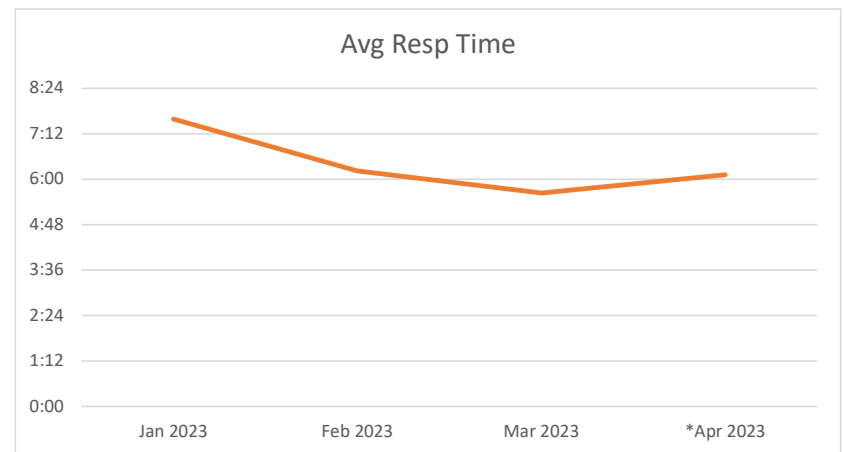
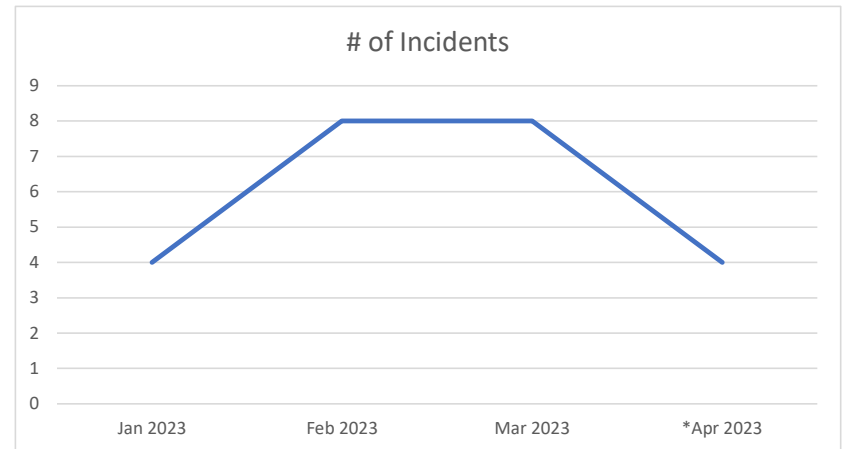
Village Fire Department
 901 Corbindale Rd
 Houston, TX, 77024
 Phone# (713) 468-7941 Fax# (713) 468-5039

April 2023 Summary - Hilshire

Call/Incident Type/Detail	Jan 2023	Feb 2023	Mar 2023	Apr 2023	Total YTD
TOTAL	4	8	8	5	25
Carbon Monoxide Detector No Symptoms	1	0	0	0	1
Check for the Smell of Natural Gas	1	0	0	0	1
Chest Pain	1	1	0	0	2
Fall Victim	0	1	2	0	3
Fire Alarm Church or School	0	0	0	1	1
Heart Problems	0	0	1	0	1
Hemorrhage/Laceration	0	1	0	1	2
Motor Vehicle Collision	0	1	0	1	2
Motor Vehicle Collision with Entrapment	0	0	2	0	2
Object Down in Roadway	0	0	0	1	1
Possible D.O.S.	0	1	0	0	1
Psychiatric Emergency	1	0	0	0	1
Service Call Non-emergency	0	2	1	0	3
Sick Call	0	1	2	1	4

* Note: Excludes cancelled calls.

Month	# of Incidents	Avg Resp Time
Jan 2023	4	7:35
Feb 2023	8	6:13
Mar 2023	8	5:38
*Apr 2023	4	6:07



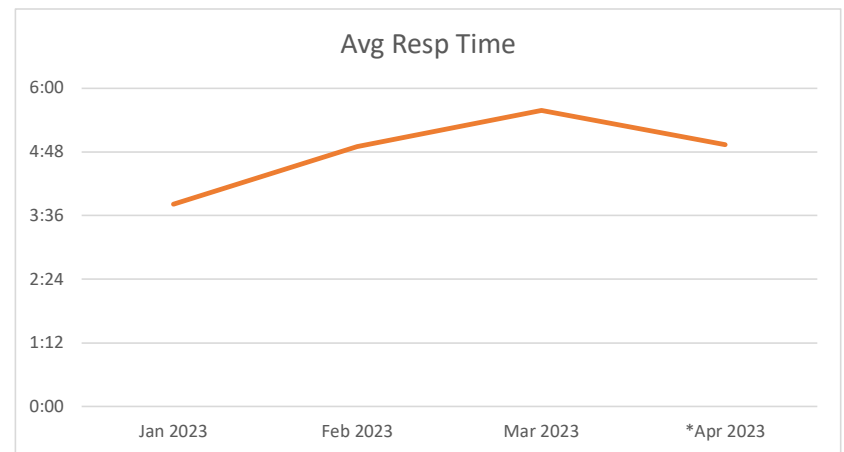
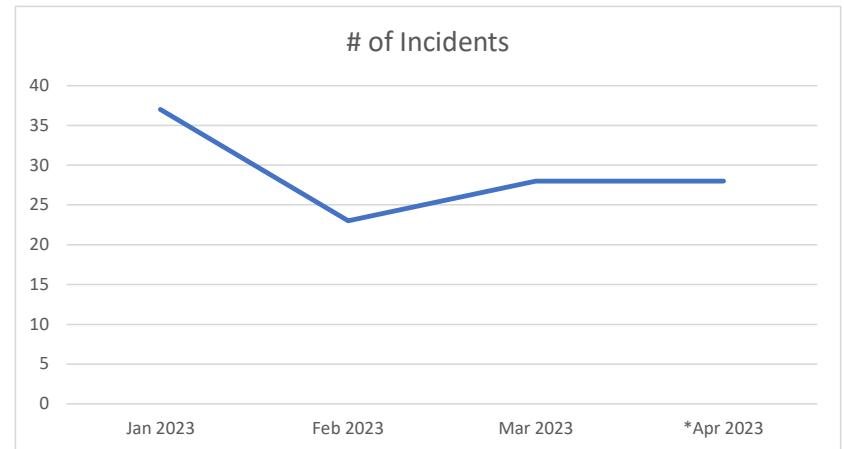


Village Fire Department
 901 Corbindale Rd
 Houston, TX, 77024
 Phone# (713) 468-7941 Fax# (713) 468-5039

April 2023 Summary - Hunters Creek

Call/Incident Type/Detail	Jan 2023	Feb 2023	Mar 2023	Apr 2023	Total YTD
TOTAL	37	23	28	38	126
Animal Bite	0	0	1	0	1
Back Pain	0	0	1	0	1
Carbon Monoxide Detector No Symptoms	1	1	0	1	3
Cardiac/Respiratory Arrest	0	0	1	0	1
Check a Noxious Odor	0	0	1	0	1
Check for the Smell of Natural Gas	1	0	0	1	2
Check for the Smell of Smoke	0	0	0	1	1
Chest Pain	1	1	0	0	2
Difficulty Breathing	2	0	3	2	7
Elevator Rescue	3	0	0	0	3
Fall Victim	1	0	2	3	6
Fire Alarm Business	1	1	0	2	4
Fire Alarm Residence	15	4	5	14	38
Gas Leak	0	1	0	0	1
Heart Problems	0	0	1	1	2
Hemorrhage/Laceration	0	0	1	0	1
House Fire	0	1	0	1	2
Injured Party	0	0	1	0	1
Medical Alarm	2	2	0	3	7
Motor Vehicle Collision	5	7	1	1	14
Overdose/Poisoning	0	0	0	1	1
Possible D.O.S.	0	0	0	1	1
Powerlines Down Arcing/Burning	1	0	0	1	2
Psychiatric Emergency	0	1	1	0	2
Seizures	0	1	1	0	2
Service Call Non-emergency	1	0	3	2	6
Sick Call	0	1	3	0	4
Traumatic Injury	0	0	0	1	1
Unconscious Party/Syncope	2	2	1	2	7
Unknown Medical Emergency	0	0	1	0	1
Vehicle Fire	1	0	0	0	1

Month	# of Incidents	Avg Resp Time
Jan 2023	37	3:49
Feb 2023	23	4:54
Mar 2023	28	5:35
*Apr 2023	28	4:56



* Note: Excludes cancelled calls.

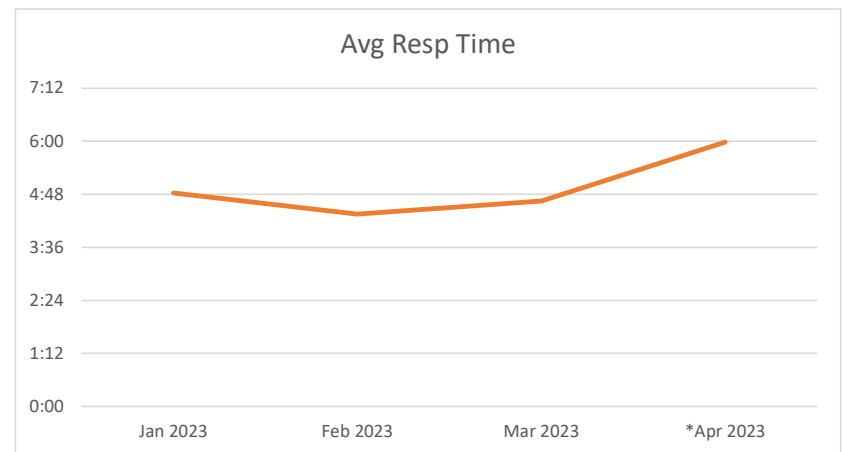
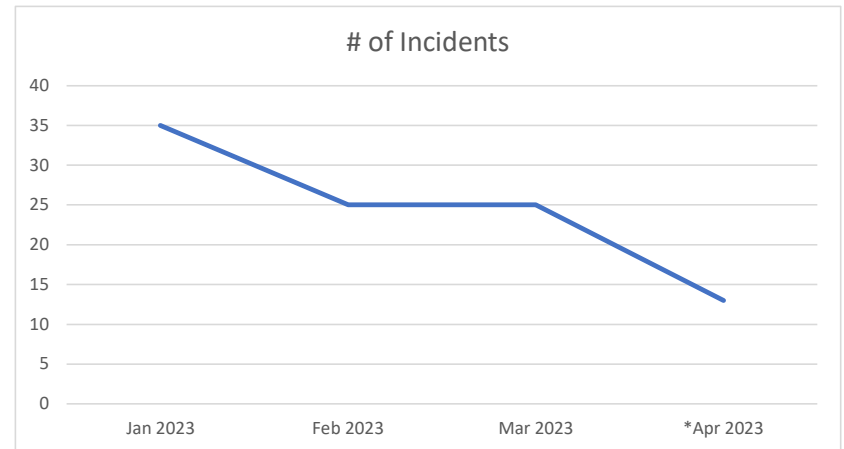


Village Fire Department
 901 Corbindale Rd
 Houston, TX, 77024
 Phone# (713) 468-7941 Fax# (713) 468-5039

April 2023 Summary - Piney Point

Call/Incident Type/Detail	Jan 2023	Feb 2023	Mar 2023	Apr 2023	Total YTD
TOTAL	35	25	25	20	105
Animal Bite	1	0	0	0	1
Carbon Monoxide Detector No Symptoms	0	1	1	0	2
Cardiac/Respiratory Arrest	0	1	1	0	2
Check for the Smell of Natural Gas	3	0	0	0	3
Check for the Smell of Smoke	1	1	0	0	2
Chest Pain	1	1	1	0	3
Diabetic Emergency	0	0	0	1	1
Difficulty Breathing	2	0	0	1	3
Fall Victim	4	0	3	0	7
Fire Alarm Church or School	2	1	1	0	4
Fire Alarm Residence	9	7	7	10	33
Gas Leak	1	1	0	0	2
Heart Problems	0	0	1	0	1
Hemorrhage/Laceration	1	0	0	0	1
House Fire	1	0	1	0	2
Motor Vehicle Collision	3	2	2	1	8
Object Down in Roadway	0	0	1	0	1
Overdose/Poisoning	0	1	0	0	1
Powerlines Down Arcing/Burning	0	0	0	1	1
Psychiatric Emergency	0	3	1	0	4
Seizures	1	1	0	1	3
Service Call Non-emergency	4	3	2	0	9
Sick Call	0	2	0	3	5
Transformer Fire	0	0	1	1	2
Trash Fire	0	0	1	0	1
Unconscious Party/Syncope	1	0	0	0	1
Unknown Medical Emergency	0	0	1	0	1
Vehicle Fire	0	0	0	1	1

Month	# of Incidents	Avg Resp Time
Jan 2023	35	4:50
Feb 2023	25	4:21
Mar 2023	25	4:39
*Apr 2023	13	5:59



* Note: Excludes cancelled calls.

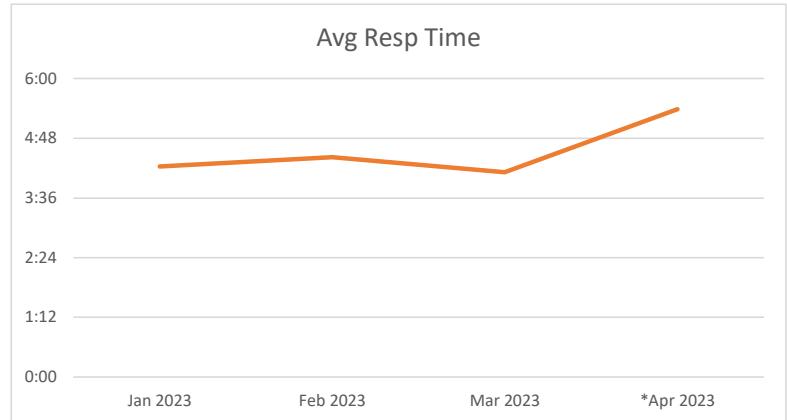
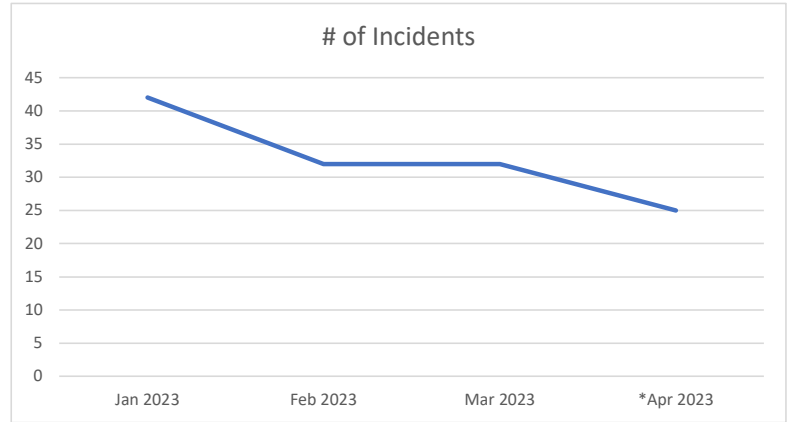


Village Fire Department
 901 Corbindale Rd
 Houston, TX, 77024
 Phone# (713) 468-7941 Fax# (713) 468-5039

April 2023 Summary - Spring Valley

Call/Incident Type/Detail	Jan 2023	Feb 2023	Mar 2023	Apr 2023	Total YTD
TOTAL	42	32	32	25	131
Adominal Pain	2	0	1	0	3
Allergic Reaction	1	0	0	0	1
Back Pain	0	1	1	0	2
Carbon Monoxide Detector No Symptoms	0	0	1	0	1
Check a Noxious Odor	0	0	1	0	1
Check for Fire	0	1	1	0	2
Check for the Smell of Natural Gas	1	1	0	1	3
Chest Pain	2	5	0	2	9
Child Locked in a Vehicle Engine and AC running	0	1	0	0	1
Difficulty Breathing	2	0	0	0	2
Elevator Rescue	0	0	1	1	2
Fall Victim	0	1	3	1	5
Fire Alarm Business	2	2	0	1	5
Fire Alarm Church or School	2	1	0	0	3
Fire Alarm Residence	6	1	1	0	8
Gas Leak	0	1	1	0	2
Headache - Stroke symptoms not present	0	0	1	0	1
Heart Problems	4	1	2	0	7
Hemorrhage/Laceration	2	0	0	0	2
Injured Party	0	0	1	1	2
Medical Alarm	1	0	1	1	3
Motor Vehicle Collision	3	3	3	9	18
Motor Vehicle Collision with Entrapment	0	1	0	0	1
Overdose/Poisoning	0	0	1	0	1
Possible D.O.S.	0	0	0	1	1
Powerlines Down Arcing/Burning	1	0	0	1	2
Pregnancy/ Childbirth	1	0	0	0	1
Psychiatric Emergency	0	0	1	0	1
Seizures	0	2	1	0	3
Service Call Non-emergency	1	0	0	0	1
Sick Call	6	4	6	1	17
Stroke	0	2	1	0	3
Transformer Fire	0	0	0	1	1
Trash Fire	1	0	0	0	1
Traumatic Injury	0	0	1	0	1
Unconscious Party/Syncope	1	3	1	2	7
Unknown Medical Emergency	3	1	0	0	4
Vehicle Fire	0	0	1	2	3

Month	# of Incidents	Avg Resp Time
Jan 2023	42	4:14
Feb 2023	32	4:25
Mar 2023	32	4:07
*Apr 2023	25	5:23



* Note: Excludes cancelled calls.