



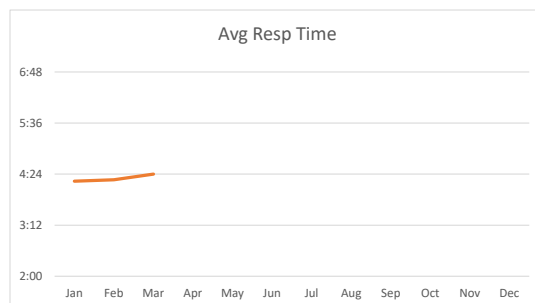
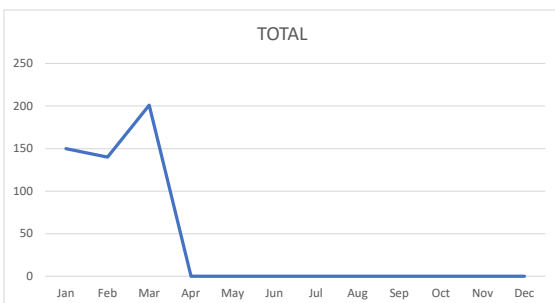
Village Fire Department  
 901 Corbindale Rd  
 Houston, TX, 77024  
 Phone# (713) 468-7941 Fax# (713) 468-5039

2026 Summary - All Cities

Call/Incident Type/Detail	Jan	Feb	Mar	Apr	May	Jun	Jul	Aug	Sep	Oct	Nov	Dec	Total YTD
<b>TOTAL</b>	<b>150</b>	<b>140</b>	<b>201</b>	<b>0</b>	<b>0</b>	<b>0</b>	<b>0</b>	<b>0</b>	<b>0</b>	<b>0</b>	<b>0</b>	<b>0</b>	<b>491</b>
Abdominal Pain	1	1	0										2
Allergic Reaction	0	0	2										2
Animal Bite	0	0	1										1
Assault	1	0	2										3
Automatic Aid	0	0	1										1
Automatic Aid- Apartment Fire	0	0	4										4
Automatic Aid- Building Fire	0	0	3										3
Automatic Aid- Elevator Rescue	0	0	7										7
Automatic Aid- Entrapment MVC	0	0	3										3
Automatic Aid- Gas Leak	0	0	5										5
Automatic Aid- High Rise Fire	0	0	1										1
Automatic Aid- House Fire	0	0	5										5
Back Pain	0	1	0										1
Business Fire	1	0	0										1
Carbon Monoxide Alarm with Symptoms	3	1	1										5
Carbon Monoxide Detector No Symptoms	6	4	6										16
Cardiac/Respiratory Arrest	0	1	1										2
Check a Noxious Odor	0	1	0										1
Check for Fire	2	1	1										4
Check for the Smell of Natural Gas	5	2	1										8
Check for the Smell of Smoke	3	2	0										5
Chest Pain	4	8	3										15
Child Locked in a Vehicle Engine and AC running	0	0	1										1
Child Locked in a Vehicle Engine not running	0	0	1										1
Choking	0	1	1										2
Diabetic Emergency	1	2	1										4
Difficulty Breathing	9	8	7										24
Dumpster Fire Not near Structure	0	0	0										0
Elevator Rescue	1	2	1										4
Electrical Fire	0	0	0										0
Entrapment- Non MVC	0	0	0										0
Explosion	0	0	0										0
Fall Victim	11	9	10										30
Fire Alarm Business	3	5	4										12
Fire Alarm Church or School	0	4	2										6
Fire Alarm Residence	22	23	24										69
Gas Leak	2	2	1										5
Grass Fire	0	1	0										1
HAZMAT Emergency	0	0	0										0
Headache- Stroke symptoms not present	2	1	1										4
Heart Problems	2	4	10										16
Heat/Cold Exposure	0	0	0										0
Hemorrhage/Laceration	1	1	1										3
House Fire	3	0	1										4
Illegal Burning	0	1	0										1
Injured Party	1	3	1										5
Medical Alarm	3	1	4										8
Motor Vehicle Collision	13	16	21										50
Motor Vehicle Collision with Entrapment	0	1	1										2
Motor Vehicle vs Motorcycle	0	0	0										0
Motor Vehicle vs Pedestrian	0	0	1										1
Object Down in Roadway	0	0	2										2
Oven/Appliance Fire	0	0	1										1
Overdose/Poisoning	0	1	1										2
Possible D.O.S.	1	0	0										1
Powerlines Down Arcing/Burning	1	3	3										7
Pregnancy/ Childbirth	0	0	0										0
Psychiatric Emergency	3	3	2										8
Seizures	4	1	5										10
Service Call Non-emergency	18	9	11										38
Shooting/Stabbing	0	0	0										0
Sick Call	8	7	13										28
Smoke in Business	0	1	0										1
Smoke in Residence	0	1	0										1
Stroke	1	1	4										6
Transformer Fire	0	0	4										4
Trash Fire	1	0	0										1
Traumatic Injury	0	0	0										0
Unconscious Party/Syncope	8	4	12										24
Unknown Medical Emergency	3	1	0										4
Vehicle Fire	2	1	2										5

Month	# of Incidents*	Avg Resp Time
Jan	117	4:14
Feb	119	4:16
Mar	142	4:24
Apr		
May		
Jun		
Jul		
Aug		
Sep		
Oct		
Nov		
Dec		
<hr/>		
	378	4:18

\*Does not include HFD, Cancelled, Disregard Enroute, Objects Down, and Nonemergency Service Calls\*  
 Note: Nat'l Std Fire Response Time: 6:50  
 Note: Nat'l Std Fire EMS Time: 6:30





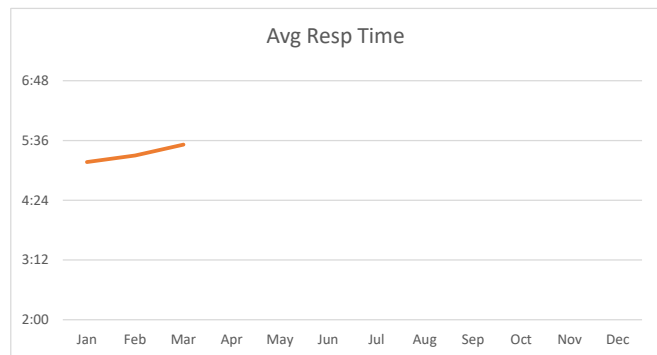
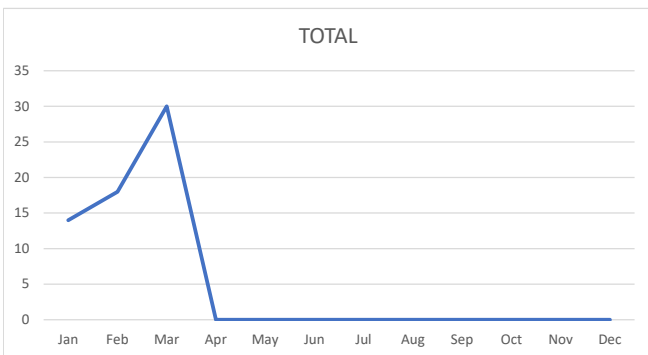
Village Fire Department  
 901 Corbindale Rd  
 Houston, TX, 77024  
 Phone# (713) 468-7941 Fax# (713) 468-5039

### 2026 Summary - Bunker Hill

Call/Incident Type/Detail	Jan	Feb	Mar	Apr	May	Jun	Jul	Aug	Sep	Oct	Nov	Dec	Total YTD
<b>TOTAL</b>	<b>14</b>	<b>18</b>	<b>30</b>	<b>0</b>	<b>0</b>	<b>0</b>	<b>0</b>	<b>0</b>	<b>0</b>	<b>0</b>	<b>0</b>	<b>0</b>	<b>62</b>
Abdominal Pain	0	1	0										1
Allergic Reaction	0	0	0										0
Animal Bite	0	0	0										0
Carbon Monoxide Detector with Symptoms	0	0	1										1
Carbon Monoxide Detector No Symptoms	1	1	1										3
Cardiac/Respiratory Arrest	0	0	0										0
Check a Noxious Odor	0	1	0										1
Check for Fire	0	0	0										0
Check for the Smell of Natural Gas	0	0	0										0
Check for the Smell of Smoke	0	1	0										1
Chest Pain	0	0	0										0
Child Locked in a Vehicle Engine and AC running	0	0	0										0
Choking	0	0	1										1
Difficulty Breathing	1	0	1										2
Fall Victim	2	3	2										7
Fire Alarm Church or School	0	1	0										1
Fire Alarm Residence	3	3	7										13
Gas Leak	0	0	0										0
Grass Fire	0	1	0										1
Headache- Stroke symptoms not present	1	0	1										2
Heart Problems	0	0	1										1
Heat/Cold Exposure	0	0	0										0
Hemorrhage/Laceration	0	0	0										0
House Fire	0	0	0										0
Injured Party	0	0	0										0
Medical Alarm	0	0	0										0
Motor Vehicle Collision	0	1	3										4
Motor Vehicle vs Pedestrian	0	0	1										1
Motor Vehicle Collision with Entrapment	0	1	0										1
Object Down in Roadway	0	0	0										0
Oven/Appliance Fire	0	0	0										0
Overdose/Poisoning	0	0	0										0
Possible D.O.S.	0	0	0										0
Powerlines Down Arcing/Burning	0	0	1										1
Psychiatric Emergency	1	0	0										1
Seizures	1	0	1										2
Service Call Non-emergency	2	2	3										7
Sick Call	2	1	1										4
Smoke in Residence	0	1	0										1
Stroke	0	0	1										1
Transformer Fire	0	0	1										1
Unconscious Party/Syncope	0	0	2										2
Unknown Medical Emergency	0	0	0										0
Vehicle Fire	0	0	1										1

Month	# of Incidents*	Avg Resp Time
Jan	9	5:10
Feb	14	5:18
Mar	23	5:31
Apr		
May		
Jun		
Jul		
Aug		
Sep		
Oct		
Nov		
Dec		
<hr/>		
	46	5:19

*\*Does not include Cancelled, Disregard Enroute, Objects Down, and Nonemergency Service Calls\**





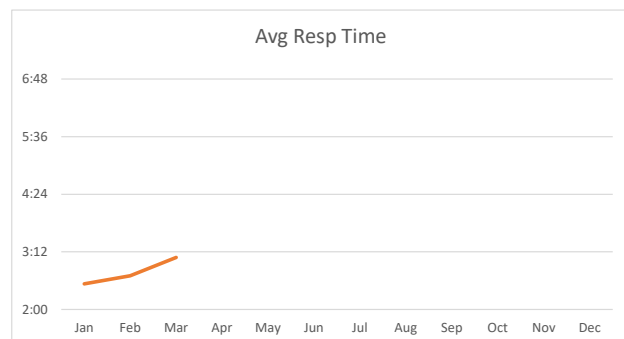
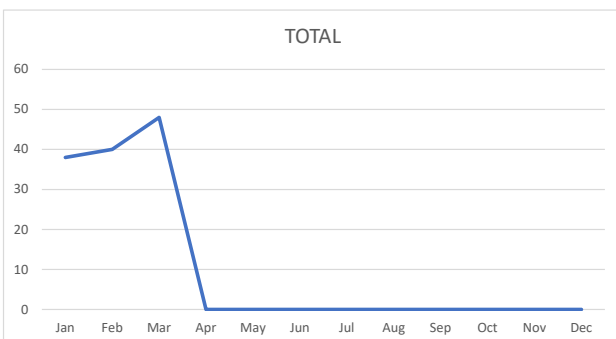
Village Fire Department  
 901 Corbindale Rd  
 Houston, TX, 77024  
 Phone# (713) 468-7941 Fax# (713) 468-5039

### 2026 Summary - Hedwig

Call/Incident Type/Detail	Jan	Feb	Mar	Apr	May	Jun	Jul	Aug	Sep	Oct	Nov	Dec	Total YTD
<b>TOTAL</b>	<b>38</b>	<b>40</b>	<b>48</b>	<b>0</b>	<b>0</b>	<b>0</b>	<b>0</b>	<b>0</b>	<b>0</b>	<b>0</b>	<b>0</b>	<b>0</b>	<b>124</b>
Abdominal Pain	0	0	0										0
Allergic Reaction	0	0	2										2
Assault	1	0	1										2
Automatic Aid	0	0	1										1
Automatic Aid- Entrapment MVC	0	0	1										1
Back Pain	0	1	0										1
Carbon Monoxide Detector No Symptoms	0	0	1										1
Cardiac/Respiratory Arrest	0	0	1										1
Check a Noxious Odor	0	0	0										0
Check for Fire	0	0	1										1
Check for the Smell of Natural Gas	0	2	1										3
Check for the Smell of Smoke	0	0	0										0
Chest Pain	2	1	2										5
Child Locked in a Vehicle Engine not running	0	0	0										0
Choking	0	1	0										1
Diabetic Emergency	0	1	1										2
Difficulty Breathing	1	3	1										5
Dumpster Fire Not near Structure	0	0	0										0
Electrical Fire	0	0	0										0
Elevator Rescue	1	2	1										4
Fall Victim	1	2	5										8
Fire Alarm Business	3	4	4										11
Fire Alarm Church or School	0	0	1										1
Fire Alarm Residence	4	5	1										10
Gas Leak	0	0	0										0
Grass Fire	0	0	0										0
HAZMAT Emergency	0	0	0										0
Heart Problems	1	3	4										8
Heat/Cold Exposure	0	0	0										0
Hemorrhage/Laceration	1	1	1										3
House Fire	1	0	1										2
Injured Party	1	3	1										5
Medical Alarm	0	0	1										1
Motor Vehicle Collision	6	3	3										12
Motor Vehicle vs Motorcycle	0	0	0										0
Motor Vehicle vs Pedestrian	0	0	0										0
Object Down in Roadway	0	0	0										0
Overdose/Poisoning	0	0	0										0
Possible D.O.S	0	0	0										0
Powerlines Down Arcing/Burning	0	0	0										0
Psychiatric Emergency	0	0	1										1
Seizures	3	1	1										5
Service Call Non-emergency	5	2	1										8
Shooting/ Stabbing	0	0	0										0
Sick Call	2	2	3										7
Smoke in Residence	0	0	0										0
Stroke	0	0	2										2
Transformer Fire	0	0	1										1
Trash Fire	0	0	0										0
Traumatic Injury	0	0	0										0
Unconscious Party/Syncope	3	2	3										8
Unknown Medical Emergency	2	1	0										3
Vehicle Fire	0	0	0										0

Month	# of Incidents*	Avg Resp Time
Jan	31	2:32
Feb	35	2:42
Mar	42	3:05
Apr		
May		
Jun		
Jul		
Aug		
Sep		
Oct		
Nov		
Dec		
<hr/>		
	108	2:46

*\*Does not include Cancelled, Disregard Enroute, Objects Down, and Nonemergency Service Calls\**





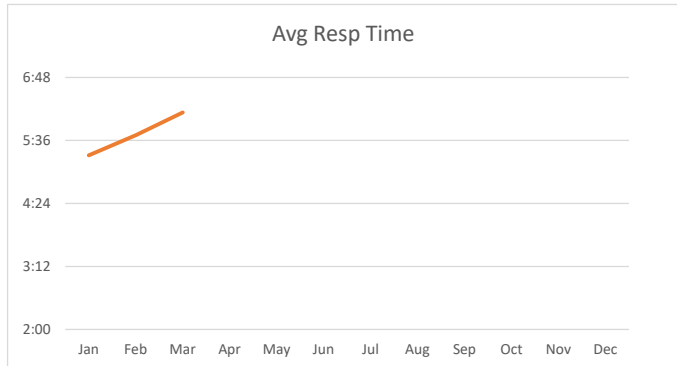
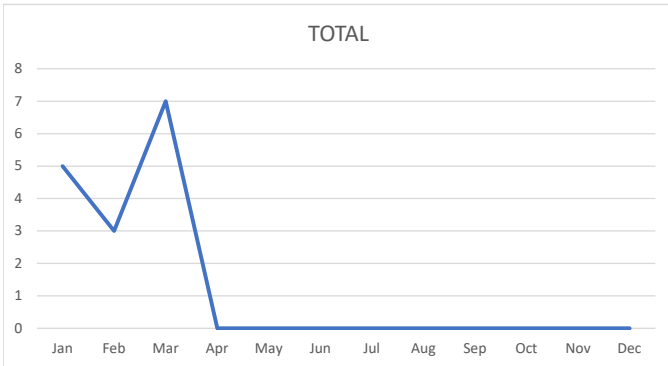
Village Fire Department  
 901 Corbindale Rd  
 Houston, TX, 77024  
 Phone# (713) 468-7941 Fax# (713) 468-5039

### 2026 Summary - Hilshire

Call/Incident Type/Detail	Jan	Feb	Mar	Apr	May	Jun	Jul	Aug	Sep	Oct	Nov	Dec	Total YTD
<b>TOTAL</b>	<b>5</b>	<b>3</b>	<b>7</b>	<b>0</b>	<b>0</b>	<b>0</b>	<b>0</b>	<b>0</b>	<b>0</b>	<b>0</b>	<b>0</b>	<b>0</b>	<b>15</b>
Abdominal Pain	1	0	0										1
Carbon Monoxide Alarm with Symptoms	0	1	0										1
Cardiac/Respiratory Arrest	0	0	0										0
Chest Pain	0	1	0										1
Check for the Smell of Natural Gas	0	0	0										0
Diabetic Emergency	1	0	0										1
Difficulty Breathing	0	0	0										0
Dumpster Fire Not near Structure	0	0	0										0
Fall Victim	0	0	0										0
Fire Alarm Church or School	0	0	1										1
Fire Alarm Residence	2	0	1										3
Heart Problems	0	0	0										0
Hemorrhage/Laceration	0	0	0										0
House Fire	0	0	0										0
Medical Alarm	0	0	0										0
Motor Vehicle Collision	0	1	1										2
Overdose/Poisoning	0	0	0										0
Psychiatric Emergency	1	0	1										2
Service Call Non-emergency	0	0	0										0
Sick Call	0	0	1										1
Trash Fire	0	0	0										0
Traumatic Injury	0	0	0										0
Unconscious Party/Syncope	0	0	1										1
Unknown Medical Emergency	0	0	0										0
Vehicle Fire	0	0	1										1

Month	# of Incidents*	Avg Resp Time
Jan	4	5:19
Feb	3	5:42
Mar	6	6:08
Apr		
May		
Jun		
Jul		
Aug		
Sep		
Oct		
Nov		
Dec		
<b>Total</b>	<b>13</b>	<b>5:43</b>

*\*Does not include Cancelled, Disregard Enroute, Objects Down, and Nonemergency Service Calls\**





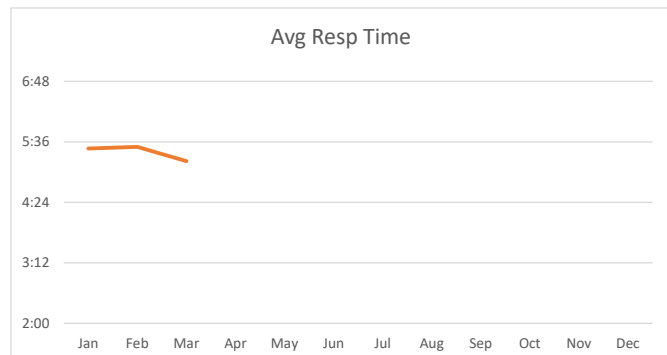
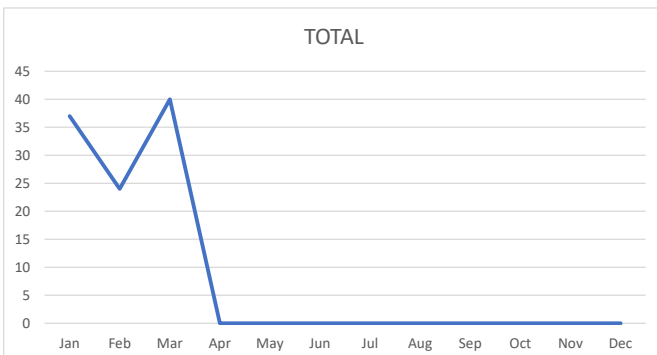
Village Fire Department  
 901 Corbindale Rd  
 Houston, TX, 77024  
 Phone# (713) 468-7941 Fax# (713) 468-5039

### 2026 Summary - Hunters Creek

Call/Incident Type/Detail	Jan	Feb	Mar	Apr	May	Jun	Jul	Aug	Sep	Oct	Nov	Dec	Total YTD
<b>TOTAL</b>	<b>37</b>	<b>24</b>	<b>40</b>	<b>0</b>	<b>0</b>	<b>0</b>	<b>0</b>	<b>0</b>	<b>0</b>	<b>0</b>	<b>0</b>	<b>0</b>	<b>99</b>
Abdominal Pain	0	0	0										0
Allergic Reaction	0	0	0										0
Animal Bite	0	0	1										1
Back Pain	0	0	0										0
Carbon Monoxide Alarm with Symptoms	3	0	0										3
Carbon Monoxide Detector No Symptoms	1	1	2										4
Cardiac/Respiratory Arrest	0	1	0										1
Check a Noxious Odor	0	0	0										0
Check for Fire	2	1	0										3
Check for the Smell of Natural Gas	2	0	0										2
Check for the Smell of Smoke	1	0	0										1
Chest Pain	0	2	1										3
Child Locked in a Vehicle Engine not running	0	0	0										0
Choking	0	0	0										0
Diabetic Emergency	0	0	0										0
Difficulty Breathing	1	1	2										4
Elevator Rescue	0	0	0										0
Entrapment- Non MVC	0	0	0										0
Fall Victim	6	0	1										7
Fire Alarm Business	0	1	0										1
Fire Alarm Church or School	0	0	0										0
Fire Alarm Residence	8	6	7										21
Gas Leak	1	0	1										2
Heart Problems	0	1	2										3
Hemorrhage/Laceration	0	0	0										0
House Fire	1	0	0										1
Illegal Burning	0	1	0										1
Injured Party	0	0	0										0
Medical Alarm	1	1	0										2
Motor Vehicle Collision	3	1	7										11
Motor Vehicle Collision with Entrapment	0	0	0										0
Motor Vehicle vs Motorcycle	0	0	0										0
Motor Vehicle vs Pedestrian	0	0	0										0
Object Down in Roadway	0	0	2										2
Oven/Appliance Fire	0	0	1										1
Overdose/Poisoning	0	0	1										1
Possible D.O.S	0	0	0										0
Powerlines Down Arcing/Burning	1	0	1										2
Psychiatric Emergency	0	2	0										2
Seizures	0	0	2										2
Service Call Non-emergency	4	1	4										9
Sick Call	0	3	1										4
Stroke	0	0	1										1
Transformer Fire	0	0	0										0
Traumatic Injury	0	0	0										0
Unconscious Party/Syncope	1	1	3										5
Unknown Medical Emergency	0	0	0										0
Vehicle Fire	1	0	0										1

Month	# of Incidents*	Avg Resp Time
Jan	27	5:28
Feb	19	5:30
Mar	31	5:13
Apr		
May		
Jun		
Jul		
Aug		
Sep		
Oct		
Nov		
Dec		
77		5:23

*\*Does not include Cancelled, Disregard Enroute, Objects Down, and Nonemergency Service Calls\**





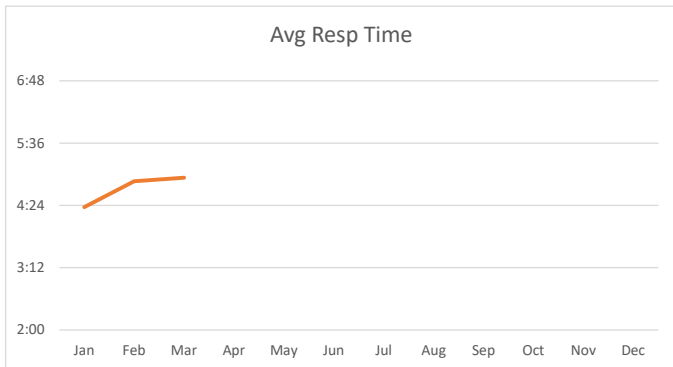
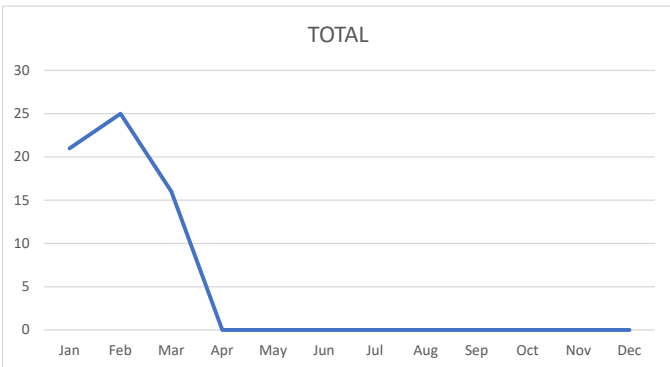
Village Fire Department  
 901 Corbindale Rd  
 Houston, TX, 77024  
 Phone# (713) 468-7941 Fax# (713) 468-5039

### 2026 Summary - Piney Point

Call/Incident Type/Detail	Jan	Feb	Mar	Apr	May	Jun	Jul	Aug	Sep	Oct	Nov	Dec	Total YTD
<b>TOTAL</b>	<b>21</b>	<b>25</b>	<b>16</b>	<b>0</b>	<b>0</b>	<b>0</b>	<b>0</b>	<b>0</b>	<b>0</b>	<b>0</b>	<b>0</b>	<b>0</b>	<b>62</b>
Abdominal Pain	0	0	0										0
Carbon Monoxide Detector with Symptoms	0	0	0										0
Carbon Monoxide Detector No Symptoms	0	1	0										1
Cardiac/Respiratory Arrest	0	0	0										0
Check a Noxious Odor	0	0	0										0
Check for Fire	0	0	0										0
Check for the Smell of Natural Gas	2	0	0										2
Check for the Smell of Smoke	0	1	0										1
Chest Pain	0	0	0										0
Child lock in Vehicle Engine not running	0	0	1										1
Choking	0	0	0										0
Elevator Rescue	0	0	0										0
Difficulty Breathing	1	2	1										4
Fall Victim	1	1	1										3
Fire Alarm Business	0	0	0										0
Fire Alarm Church or School	0	3	0										3
Fire Alarm Residence	3	7	6										16
Gas Leak	1	0	0										1
Headache- Stroke symptoms not present	0	0	0										0
Heart Problems	0	0	0										0
Hemorrhage/Laceration	0	0	0										0
House Fire	1	0	0										1
Injured Party	0	0	0										0
Medical Alarm	1	0	1										2
Motor Vehicle Collision	1	3	1										5
Motor Vehicle vs Pedestrian	0	0	0										0
Object Down in Roadway	0	0	0										0
Overdose/Poisoning	0	1	0										1
Possible D.O.S.	1	0	0										1
Powerlines Down Arcing/Burning	0	2	1										3
Psychiatric Emergency	0	0	0										0
Seizures	0	0	0										0
Service Call Non-emergency	3	3	0										6
Sick Call	3	0	3										6
Smoke in Business	0	1	0										1
Smoke in Residence	0	0	0										0
Stroke	0	0	0										0
Transformer Fire	0	0	1										1
Traumatic Injury	0	0	0										0
Unconscious Party/Syncope	2	0	0										2
Unknown Medical Emergency	1	0	0										1

Month	# of Incidents*	Avg Resp Time
Jan	16	4:22
Feb	20	4:52
Mar	14	4:56
Apr		
May		
Jun		
Jul		
Aug		
Sep		
Oct		
Nov		
Dec		
<b>Total</b>	<b>50</b>	<b>4:43</b>

*\*Does not include Cancelled, Disregard Enroute, Objects Down, and Nonemergency Service Calls\**





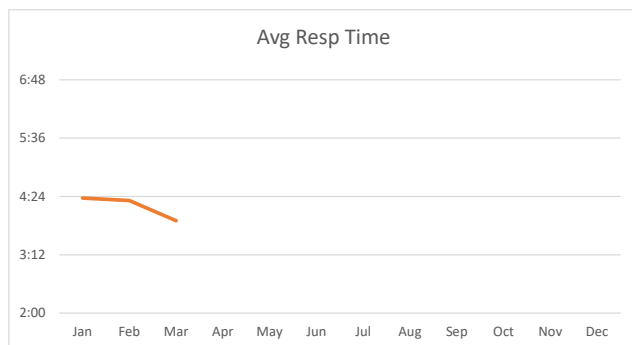
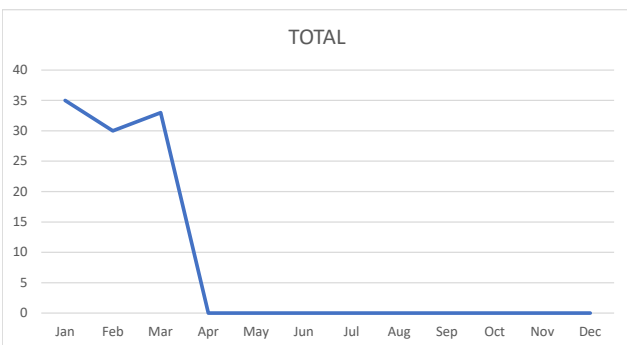
Village Fire Department  
 901 Corbindale Rd  
 Houston, TX, 77024  
 Phone# (713) 468-7941 Fax# (713) 468-5039

### 2026 Summary - Spring Valley

Call/Incident Type/Detail	Jan	Feb	Mar	Apr	May	Jun	Jul	Aug	Sep	Oct	Nov	Dec	Total YTD
<b>TOTAL</b>	<b>35</b>	<b>30</b>	<b>33</b>	<b>0</b>	<b>0</b>	<b>0</b>	<b>0</b>	<b>0</b>	<b>0</b>	<b>0</b>	<b>0</b>	<b>0</b>	<b>98</b>
Abdominal Pain	0	0	0										0
Allergic Reaction	0	0	0										0
Assault	0	0	1										1
Back Pain	0	0	0										0
Business Fire	1	0	0										1
Carbon Monoxide Detector No Symptoms	4	1	2										7
Cardiac/Respiratory Arrest	0	0	0										0
Check a Noxious Odor	0	0	0										0
Check for Fire	0	0	0										0
Check for the Smell of Natural Gas	1	0	0										1
Check for the Smell of Smoke	2	0	0										2
Chest Pain	2	4	0										6
Child Locked in Vehicle Engine and AC running	0	0	1										1
Child Locked in a Vehicle Engine not running	0	0	0										0
Choking	0	0	0										0
Diabetic Emergency	0	1	0										1
Difficulty Breathing	5	2	2										9
Elevator Rescue	0	0	0										0
Entrapment- Non MVC	0	0	0										0
Explosion	0	0	0										0
Fall Victim	1	3	1										5
Fire Alarm Business	0	0	0										0
Fire Alarm Church or School	0	0	0										0
Fire Alarm Residence	2	2	2										6
Gas Leak	0	2	0										2
Grass Fire	0	0	0										0
Headache- Stroke symptoms not present	1	1	0										2
Heart Problems	1	0	3										4
Heat/Cold Exposure	0	0	0										0
Hemorrhage/Laceration	0	0	0										0
Injured Party	0	0	0										0
Medical Alarm	1	0	2										3
Motor Vehicle Collision	3	7	6										16
Motor Vehicle Collision with Entrapment	0	0	1										1
Motor Vehicle vs Motorcycle	0	0	0										0
Motor Vehicle vs Pedestrian	0	0	0										0
Object Down in Roadway	0	0	0										0
Overdose/Poisoning	0	0	0										0
Possible D.O.S.	0	0	0										0
Powerlines Down Arcing/Burning	0	1	0										1
Pregnancy/ Childbirth	0	0	0										0
Psychiatric Emergency	1	1	0										2
Seizures	0	0	1										1
Service Call Non-emergency	4	1	3										8
Shooting/Stabbing	0	0	0										0
Sick Call	1	1	4										6
Smoke in Business	0	0	0										0
Stroke	1	1	0										2
Transformer Fire	0	0	1										1
Trash Fire	1	0	0										1
Unconscious Party/Syncope	2	1	3										6
Unknown Medical Emergency	0	0	0										0
Vehicle Fire	1	1	0										2

Month	# of Incidents*	Avg Resp Time
Jan	30	4:22
Feb	28	4:19
Mar	26	3:54
Apr		
May		
Jun		
Jul		
Aug		
Sep		
Oct		
Nov		
Dec		
<hr/>		
	84	4:11

*\*Does not include Cancelled, Disregard Enroute, Objects Down, and Nonemergency Service Calls\**





Village Fire Department  
 901 Corbindale Rd  
 Houston, TX, 77024  
 Phone# (713) 468-7941 Fax# (713) 468-5039

### 2026 Summary - Houston Fire Department Automatic Aid

Call/Incident Type/Detail	Jan	Feb	Mar	Apr	May	Jun	Jul	Aug	Sep	Oct	Nov	Dec	Total YTD
<b>TOTAL</b>	<b>0</b>	<b>0</b>	<b>27</b>	<b>0</b>	<b>0</b>	<b>0</b>	<b>0</b>	<b>0</b>	<b>0</b>	<b>0</b>	<b>0</b>	<b>0</b>	<b>27</b>
Automatic Aid	0	0	0										0
Automatic Aid- Apartment Fire	0	0	4										4
Automatic Aid- Building Fire	0	0	3										3
Automatic Aid- Elevator Rescue	0	0	7										7
Automatic Aid- Entrapment MVC	0	0	2										2
Automatic Aid- Gas Leak	0	0	5										5
Automatic Aid- High Rise Fire	0	0	1										1
Automatic Aid- House Fire	0	0	5										5

Month	# of Incidents*	Avg Resp Time
Jan	0	
Feb	0	
Mar	16	7:57
Apr		
May		
Jun		
Jul		
Aug		
Sep		
Oct		
Nov		
Dec		
16		7:57

