

# Hillsborough Police Department



## Quarterly Transparency Report


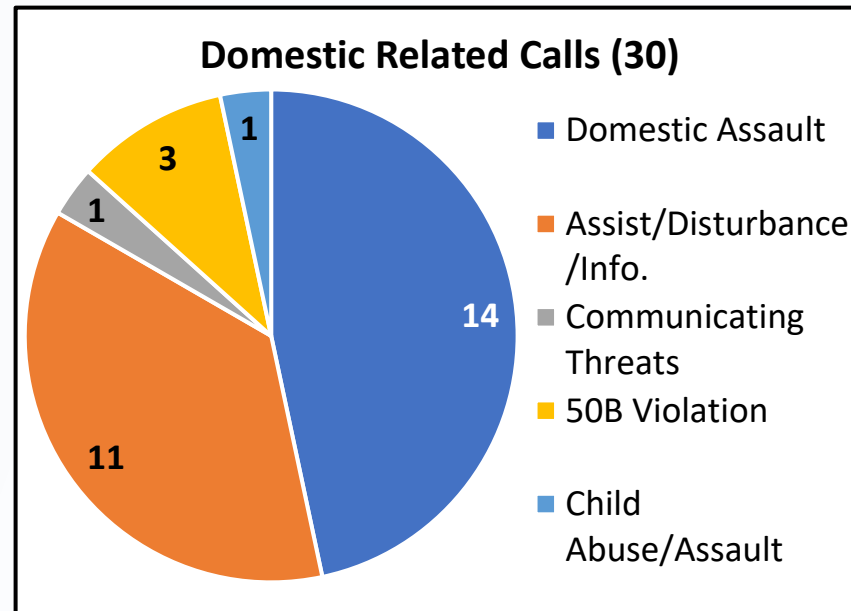
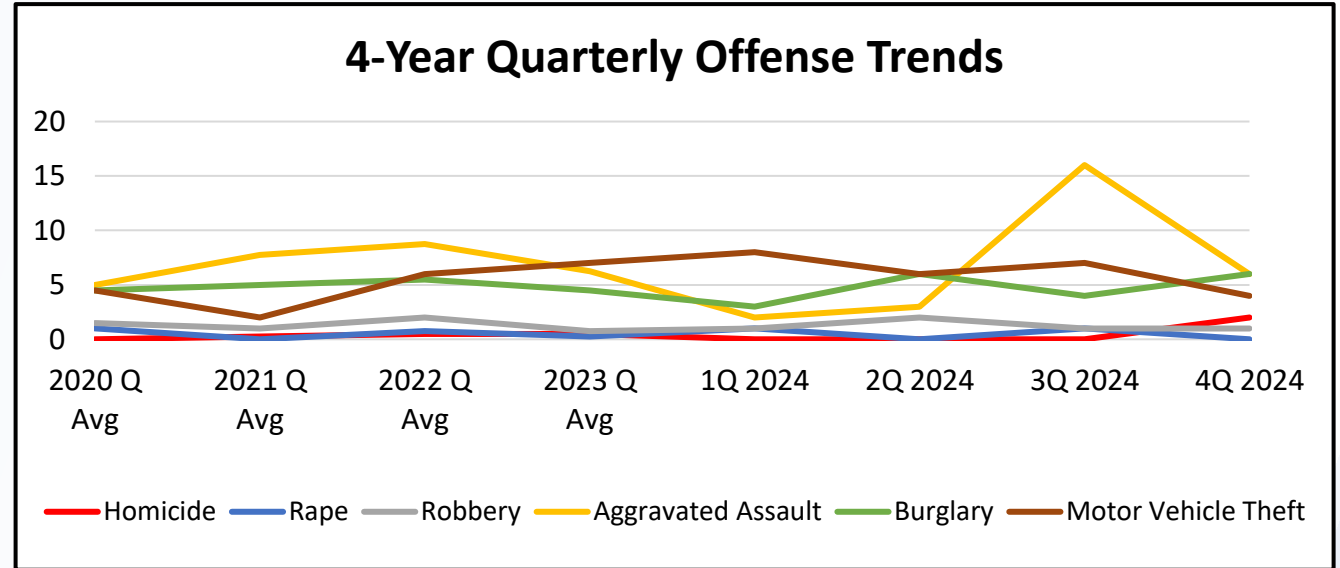
### October-December 2024

This report summarizes quarterly activity and data in the following areas:

- Reported Incidents and Crimes
- Arrest Data
- Internal Accountability
- Use of Force
- Mental Health Response
- Marijuana and Paraphernalia Enforcement
- Traffic Enforcement Focuses
- Traffic Stop Data
- Search Data
- Department Training
- Community Engagement
- Employee Accomplishments and Recognitions

# Reported Incidents

| UCR Part 1 Reported Crimes          | Jan-Mar    | Apr-Jun    | Jul-Sep   | Oct-Dec   | YTD        |
|-------------------------------------|------------|------------|-----------|-----------|------------|
| Homicide                            | 0          | 0          | 0         | 2         | 2          |
| Rape                                | 1          | 0          | 1         | 0         | 2          |
| Robbery                             | 1          | 2          | 1         | 1         | 5          |
| Aggravated Assault                  | 2          | 3          | 16        | 6         | 30         |
| <b>Part 1 Violent Crimes Total</b>  | <b>4</b>   | <b>5</b>   | <b>18</b> | <b>9</b>  | <b>39</b>  |
| Burglary                            | 3          | 6          | 4         | 6         | 19         |
| Larceny/Theft                       | 132        | 102        | 83        | 76        | 393        |
| Motor Vehicle Theft                 | 8          | 6          | 7         | 4         | 25         |
| <b>Part 1 Property Crimes Total</b> | <b>143</b> | <b>114</b> | <b>94</b> | <b>86</b> | <b>464</b> |
| Other Offenses Reported             | Jan-Mar    | Apr-Jun    | Jul-Sep   | Oct-Dec   | YTD        |
| Drug Offenses                       | 25         | 15         | 19        | 15        | 73         |
| Simple Assault                      | 33         | 39         | 17        | 41        | 130        |
| Forgery/Counterfeit                 | 2          | 0          | 18        | 0         | 20         |
| Fraud                               | 17         | 14         | 9         | 16        | 56         |
| Embezzlement                        | 1          | 2          | 0         | 0         | 3          |
| Stolen Property                     | 1          | 3          | 2         | 0         | 6          |
| Vandalism                           | 12         | 14         | 6         | 8         | 40         |
| Prostitution                        | 0          | 0          | 0         | 0         | 0          |
| Other Sex Offenses                  | 1          | 0          | 0         | 1         | 2          |
| Gambling                            | 0          | 0          | 0         | 0         | 0          |
| Offense against family/child        | 0          | 3          | 3         | 1         | 7          |
| DWI                                 | 3          | 6          | 3         | 3         | 15         |
| Alcohol Violations                  | 1          | 0          | 1         | 1         | 3          |
| Disorderly Conduct                  | 0          | 1          | 3         | 2         | 6          |

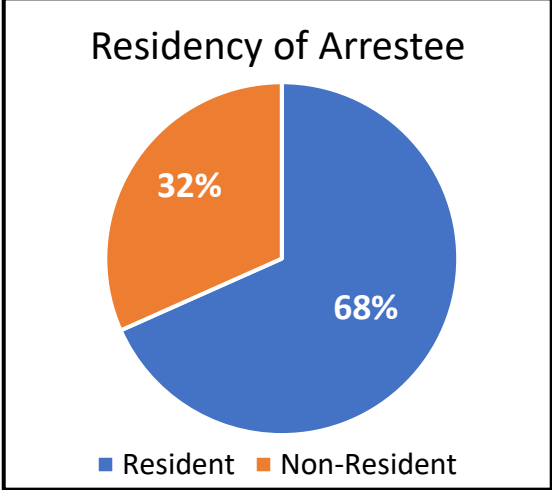


# Arrest Summary

HPD Officers made a total of 60 Criminal Arrests of individuals during this quarter totaling 93 charges.

| OCPAD                               |   |
|-------------------------------------|---|
| Orange County Pre-Arrest Diversions | 0 |
| 0 Incidents                         |   |

|                      | B         | H        | W         | A        | TOTAL     |
|----------------------|-----------|----------|-----------|----------|-----------|
| Custodial Arrest     | 8         | 2        | 4         | 1        | 15        |
| Citation/Summons     | 15        | 0        | 8         | 0        | 23        |
| Warrant Service      | 14        | 3        | 4         | 1        | 22        |
| <b>Total Arrests</b> | <b>37</b> | <b>5</b> | <b>16</b> | <b>2</b> | <b>60</b> |
| <b>Residency</b>     |           |          |           |          |           |
| Resident             | 27        | 1        | 12        | 1        | 41        |
| Non-Resident         | 10        | 4        | 4         | 1        | 19        |



| Total of All Charges           | 93 |
|--------------------------------|----|
| WARRANT SERVICE                | 29 |
| LARCENY-MISDEMEANOR            | 6  |
| LARCENY-SHOPLIFT/CONCEALING    | 5  |
| SIMPLE ASSAULT-ALL OTHER       | 5  |
| POSSESSION OF DRUG PARAP       | 4  |
| ALL OTHER OFFENCES             | 4  |
| VIOLATION OF 50-B ORDER        | 4  |
| INJURY TO PERSONAL PROPERTY    | 3  |
| RESIST DELAY OBSTRUCT          | 3  |
| POSSESSION OF COCAINE          | 3  |
| DRIVING WHILE IMPAIRED         | 3  |
| B&E FELONY                     | 2  |
| INJURY TO REAL PROPERTY        | 2  |
| DRUNK AND DISRUPTIVE           | 2  |
| ASSAULT-SIMPLE                 | 2  |
| SELL/GIVE TO UNDERAGE PERSONS  | 2  |
| INDECENT EXPOSURE              | 1  |
| LARCENY-FELONY                 | 1  |
| POSSESSION OF MARIJUANA        | 1  |
| OPEN CONTAINER WHILE DRIVING   | 1  |
| TRESPASSING-2ND DEGREE         | 1  |
| ASSAULT ON A FEMALE            | 1  |
| B&E TO A VEHICLE               | 1  |
| FORGERY-UTTERING FORGED ITEM   | 1  |
| FORGERY-ALL OTHER              | 1  |
| CHILD ABUSE-SIMPLE ASSAULT     | 1  |
| POSS OF CONTROLLED SUBSTANCE   | 1  |
| CHILD ABUSE-AGG ASSAULT FELONY | 1  |
| HIT AND RUN                    | 1  |
| DRUG VIOLATION                 | 1  |

### Definitions:

#### Custodial Arrests

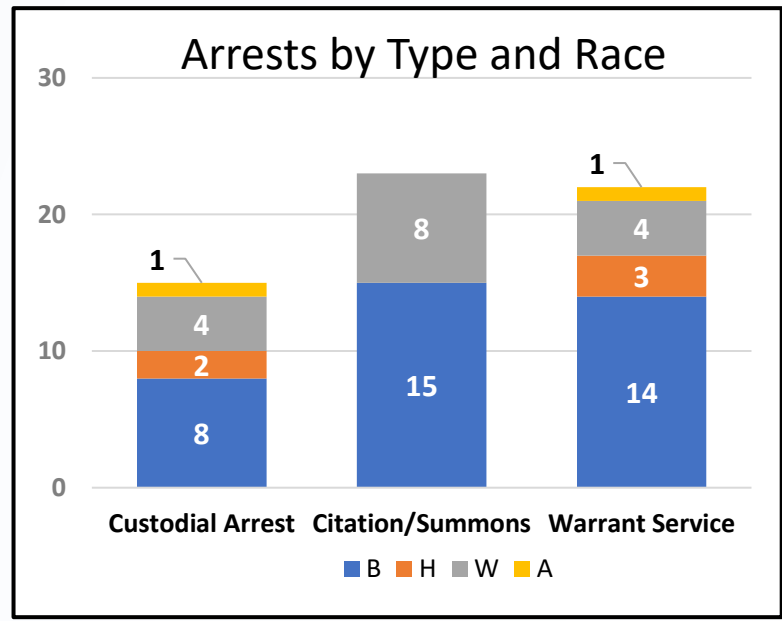
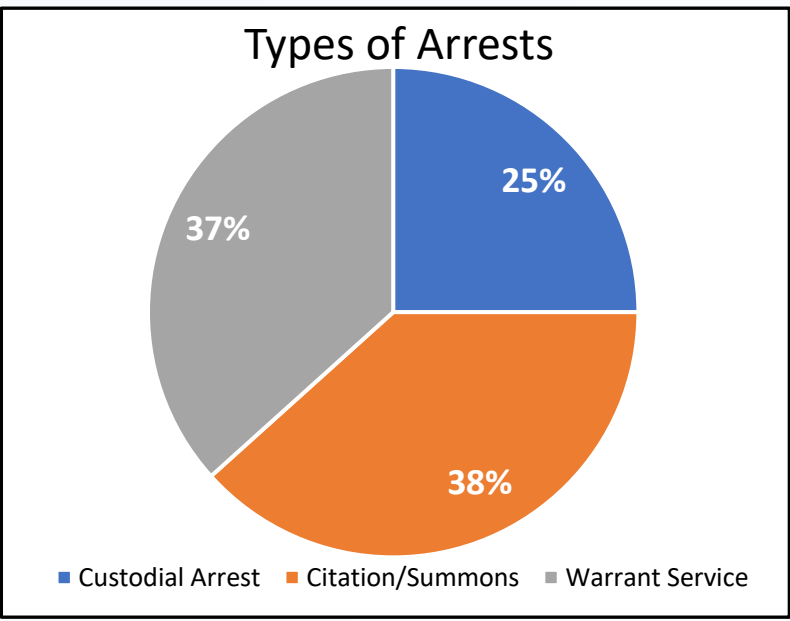
Typically on-view crimes for which an officer makes a physical arrest and takes the subject before a magistrate.

#### Warrant Service

When an officer made a physical arrest for a previously existing warrant or order for arrest.

#### Citation/Summons

When the offender was issued a citation or served a summons and was not physically taken into custody.



# Internal Accountability

## Internal Accountability Reviews

|                         |           |
|-------------------------|-----------|
| Use of Force Reviews    | 11        |
| Complaints              | 2         |
| Pursuit/Refuse to Stop  | 0         |
| Internal/Admin          | 1         |
| PEWS                    | 0         |
| Safety/Accident         | 5         |
| <b>TOTAL IA REVIEWS</b> | <b>19</b> |

### 11 Use of Force Reviews

#### 5 Uses of Force

- 2 *Physical (minor)*
- 2 *Physical (moderate)*
- 1 *Physical (significant)*

#### 6 Displays of Force

- 4 *Firearm Displays*
- 2 *Taser Displays*

### % of Arrests w/ Use of Force

|                | 4Q  | %  |
|----------------|-----|----|
| Total Arrests  | 60  | 7% |
| Arrests w/ UoF | 4   |    |
|                | YTD | %  |
| Total Arrests  | 316 | 5% |
| Arrests w/ UoF | 15  |    |

## Details on Displays of Force

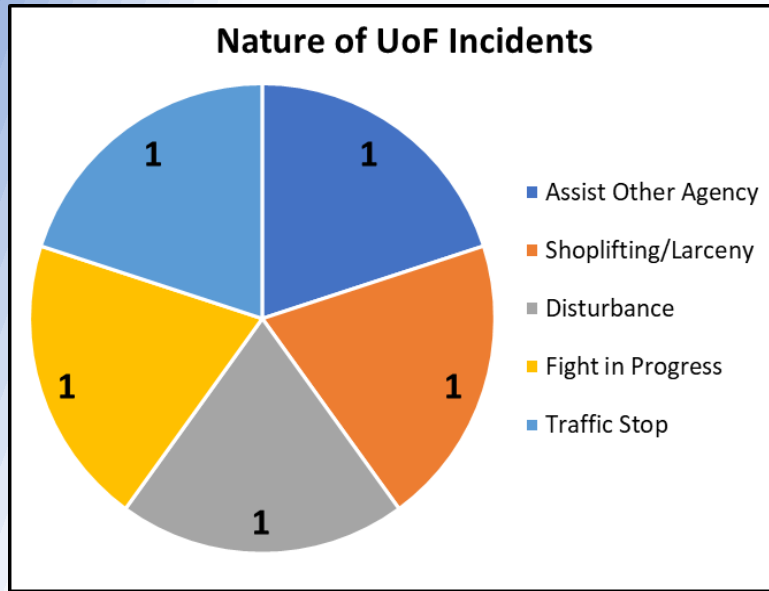
- Officers responded to a domestic involving a knife. When conducting a safety sweep of the residence, a subject ran inside irate. An officer displayed their taser to gain compliance.
- Officers conducted a felony vehicle stop on a vehicle that came back stolen.
- Officers responded to a domestic disturbance involving a firearm. Officers entered the residence with their duty weapons displayed to conduct a safety sweep. Once they determined the scene was safe, they holstered their duty weapons.
- Officers entered a residence to serve arrest warrants on a subject known to be violent and carry weapons. They had their duty weapons displayed until the subject was taken into custody.
- Officers assisted Orange County with arresting robbery suspects who were running through the woods. Once they made contact with one of the subjects, they had their duty weapons displayed while taking them into custody.
- Officers responded to a call of a large family disturbance. Upon arrival, officers were being surrounded by groups of individuals. A taser was displayed at the group until they backed away.

## Summary of Complaints

- A subject complained that an officer made comments about him that could harm his reputation. (Sustained)
- A subject complained that they received a stop sign citation when they believed they did stop. (Not Sustained)

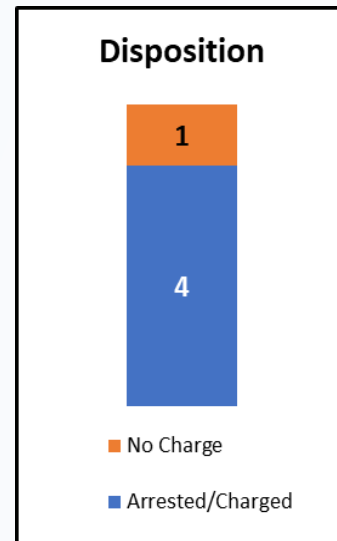
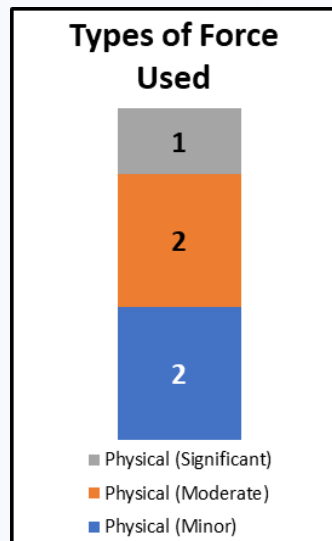
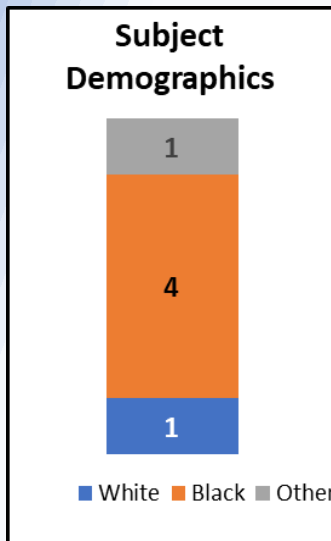
# Use of Force

HPD's review of 11 force-related incidents this quarter found that force of some type was used in 5 of the incidents and involved 6 subjects and 15 officers.



## Summary of Use of Force Incidents

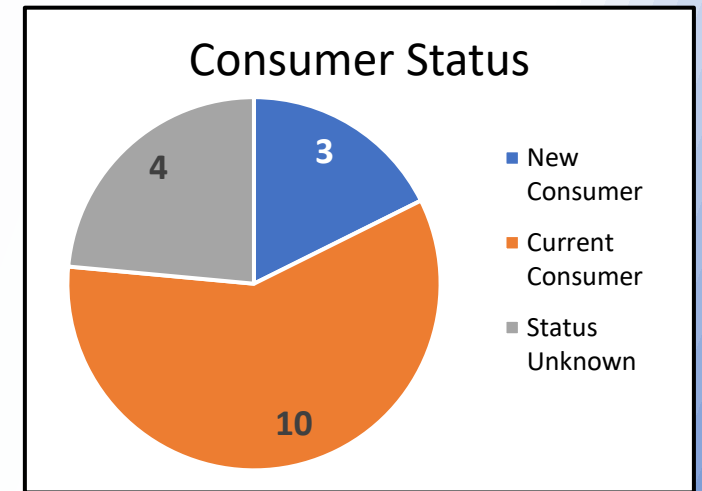
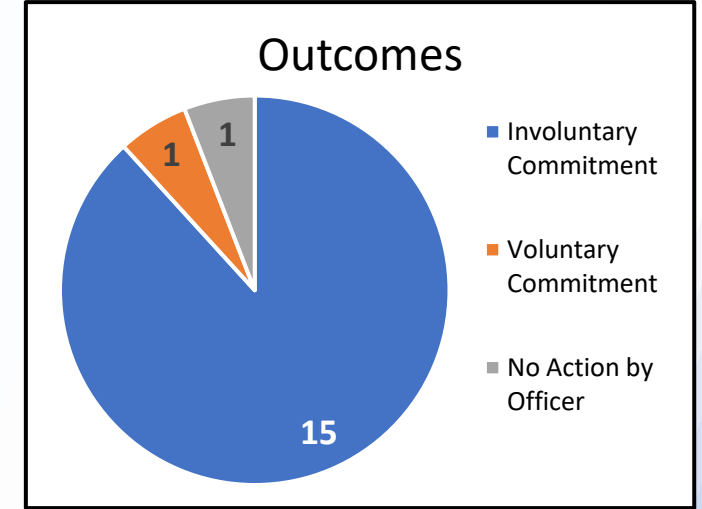
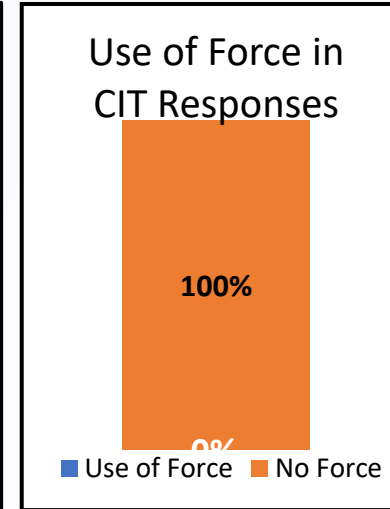
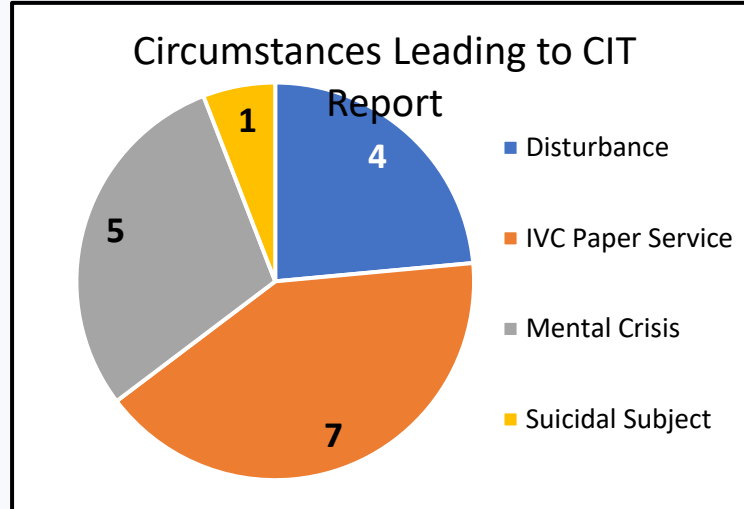
- A subject who was under arrest was acting disorderly in the magistrate's office. An officer grabbed the subject by the arm and pulled them up to take them to a holding cell. *(Physical – minor)*
- Officers attempted to stop a subject who was walking away from the scene of a fight who was said to have been armed with a firearm. Officers gave commands to the subject who refused to comply, so they grabbed his arms to place him in handcuffs. He resisted by pulling away, so officers took him to the ground where they had to pull his arms out from under her body to apply handcuffs. *(Physical – significant)*
- A subject was stopped when they were suspected of using counterfeit money. An officer grabbed their arm, and they took off running. The subject then entered a person's vehicle and was removed from the vehicle and laid on the ground to be placed under arrest. *(Physical – minor)*
- Officers were requested to assist a state trooper with an intoxicated subject who was refusing commands. Officers helped remove the subject from the vehicle by grabbing the subject's arms and grabbing their legs to control them while securing handcuffs. Officers then helped carry the subject to the patrol vehicle to be transported to jail. *(Physical – moderate)*
- Officers conducted a traffic stop after observing a subject make suspicious behaviors at a gas station. The subject appeared overly nervous and was asked to exit the vehicle for further investigation. When about to perform a terry frisk, the subject grabbed a firearm in their hoodie. The subject's arms were grabbed and was taken to the ground where their arms were secured, and the firearm was taken into custody. *(Physical – significant)*



# Mental Health/Crisis Response Calls

This section presents information on HPD responses to subjects having mental health issues or in crisis. The term “consumers” is used to describe these individuals. Data presented is based on reports in HPD’s records system.

| Current Quarter                         |           |
|---|-----------|
| <u>CIT Reports</u>                      | <b>17</b> |
| <u>Responses with Use of Force</u>      | <b>0</b>  |
| <u>Responses with Juvenile Consumer</u> | <b>3</b>  |



## Details of Use of Force Situations:

- Officers did not have to Use Force during CIT related calls this quarter.

## Traffic Enforcement Efforts

The Hillsborough Police Department spends time focusing on traffic issues that are received directly from our citizens and as part of the statewide Governor's Highway Safety Program. HPD also incorporates locations where there have been accident trends as focus areas for enforcement efforts.

| Local Complaints and Focus Areas      |                  |                       |                                      |
|---------------------------------------|------------------|-----------------------|--------------------------------------|
|                                       | Complaint        | Time Spent            | Actions                              |
| Hwy 70/86 N                           | Safe Movement    | 10 hrs 46 mins        | 1 Stop, 1 VW                         |
| Hampton Pointe Blvd/NC 86             | Stop Light       | 23 hrs 39 mins        | 2 Stops, 2 VW                        |
| Waterstone Dr./College Park Drive     | Speeding         | 9 hrs 55 mins         | 13 Stops, 4 Cit, 2 WW, 7 VW          |
| S. Bellvue St.                        | Truck Violations | 4 hrs 41 mins         | 0 Stops                              |
| Other Residential Traffic Enforcement | Officer Observed | 68 hrs 6 mins         | 62 Stops, 13 Cit, 6 WW, 43 VW        |
| <b>Totals</b>                         |                  | <b>117 hrs 7 mins</b> | <b>78 Stops, 17 Cit, 8 WW, 53 VW</b> |

Cit=Citation  
 WW=Written Warning  
 VW=Verbal warning



| Governor's Highway Safety Program Participation (1550 points) |                    |
|---|--------------------|
| Campaigns   |                    |
| 2024 Thanksgiving Click It or Ticket                          | 4 Citations Issued |
| Day Time Speed Enforcement (2 Operations)                     | 6 Citations Issued |
| Saturation Enforcement (1 Operations)                         | 1 Citation Issued  |

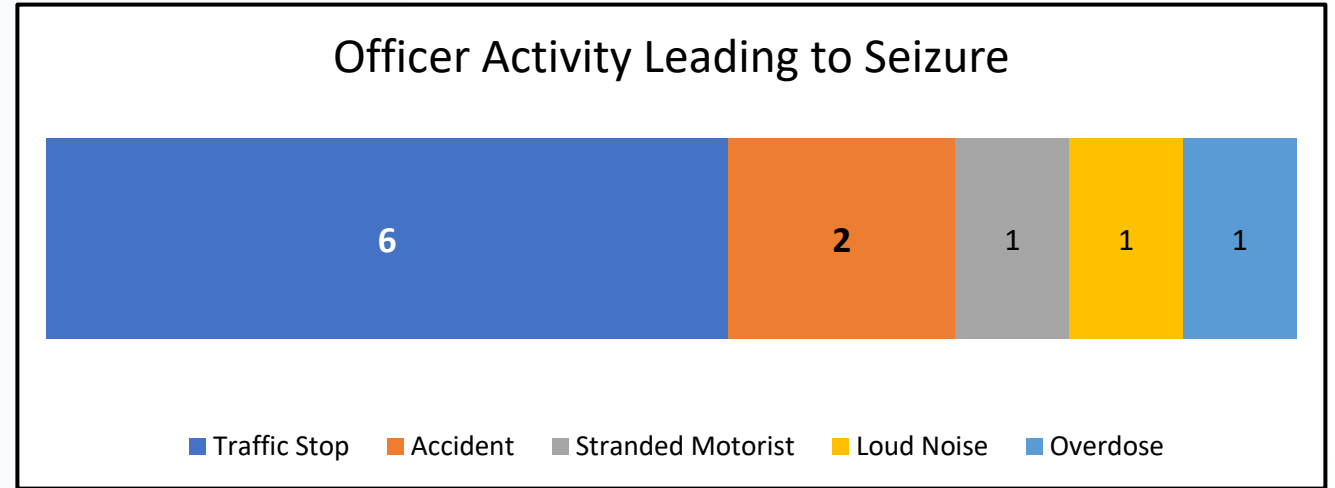


# Marijuana (Schedule VI) Seizures

This section presents information on seizures of marijuana (MJ) and marijuana-related paraphernalia (P).  
Drugs and paraphernalia not related to marijuana are not included.

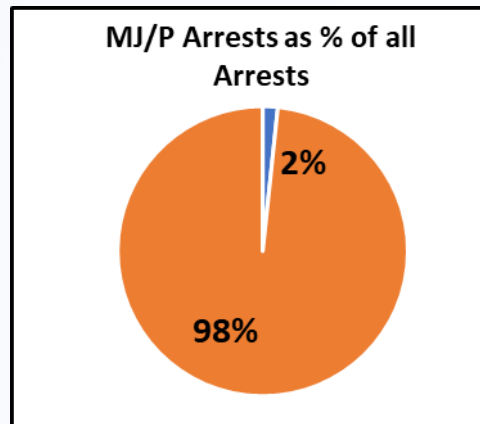
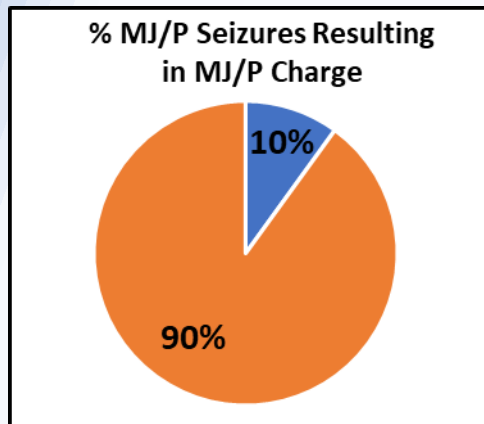
| Current Quarter                        |    |
|--|----|
| Individuals with MJ/P Seized           | 11 |
| Disposition                            |    |
| No Resulting MJ/P Charge               | 10 |
| Referred to OCPAD                      | 0  |
| Charged with MJ/P Only                 | 0  |
| Charged MJ/P w/ other criminal charges | 1  |

| Demographics |   |   |   |
|--------------|---|---|---|
| B            | W | H | O |
| 4            | 3 | 4 | 0 |
| Disposition  |   |   |   |
| 4            | 3 | 3 | 0 |
| 0            | 0 | 0 | 0 |
| 0            | 0 | 0 | 0 |
| 0            | 0 | 1 | 0 |



| MJ/P Arrests as % of total arrests |    |
|------------------------------------|----|
| MJ/P Seizures                      | 11 |
| Arrests with MJ/P Charges          | 1  |
| All Other Criminal Arrests         | 59 |

| % MJ/P Seizure w/ arrest | MJ/P Arrests as % of all Arrests |
|--------------------------|----------------------------------|
| <b>9%</b>                | <b>1%</b>                        |



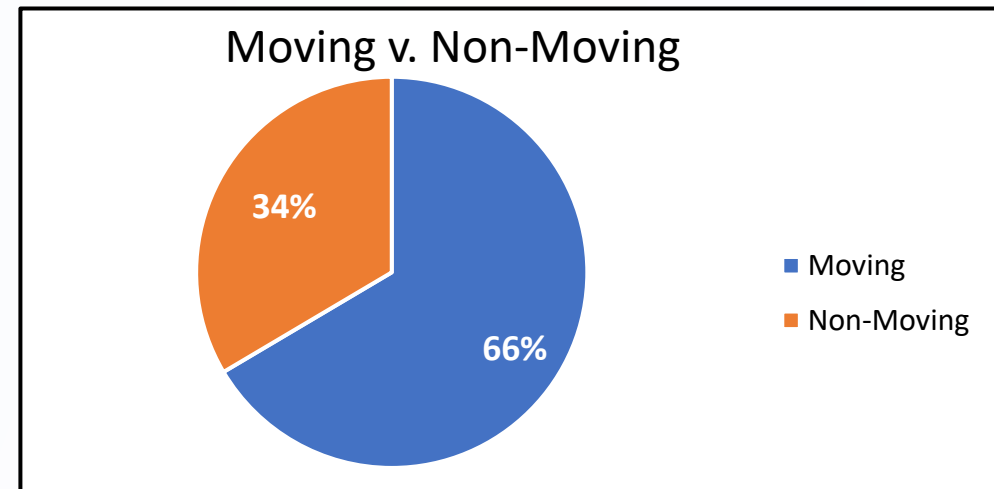
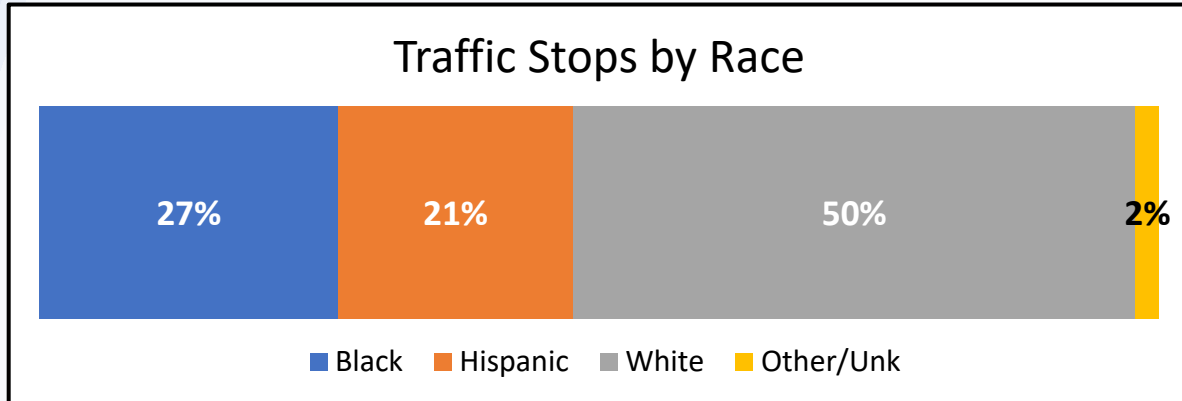
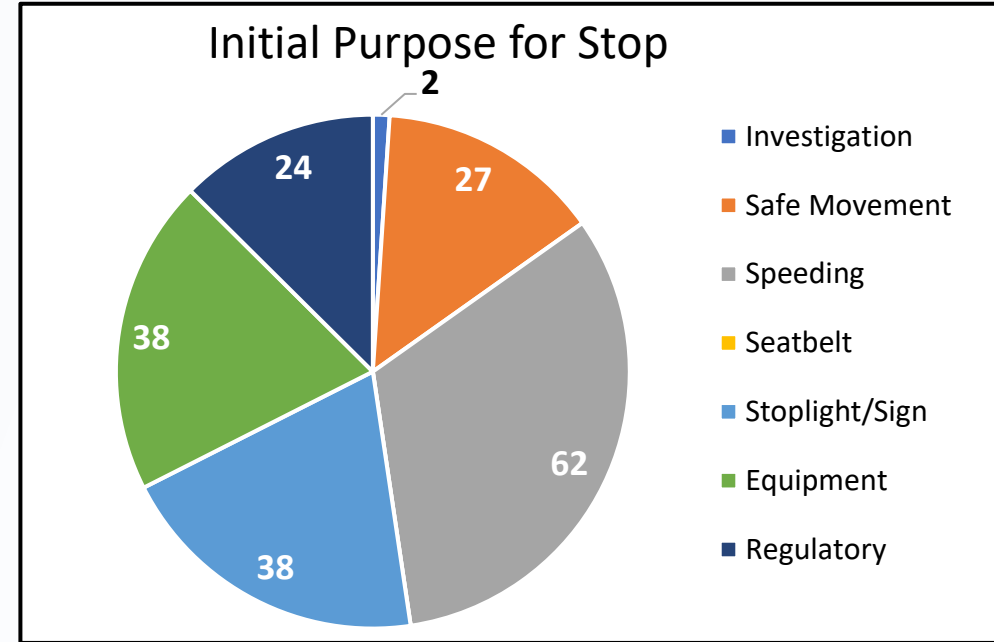
## Details on cases Charged:

- One subject was arrested for DWI, open container and possession of marijuana.
- 4 individuals were charged with possession of drug paraphernalia, but all of these charges were related to felony drug possession/charges so they were not included in this data.



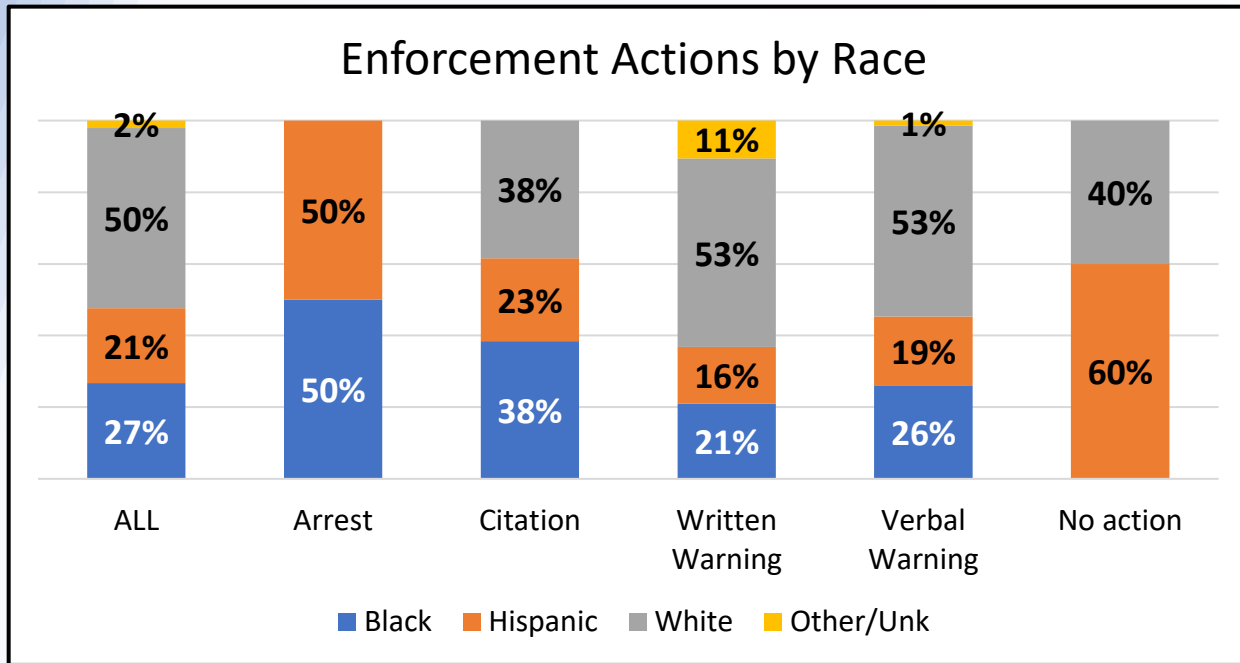
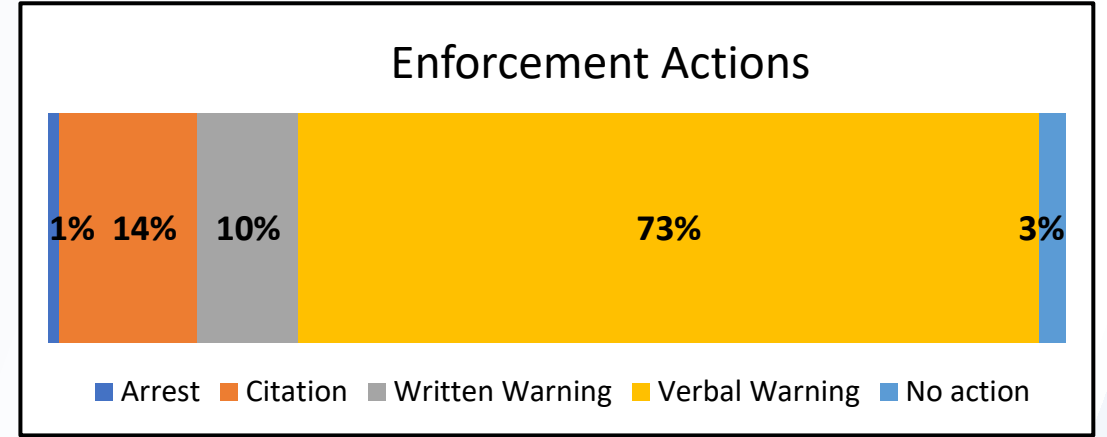
# Traffic Stop Data (General)

| Current Quarter            | Traffic Stops and Initial Reason |           |           |           |           |
|----------------------------|----------------------------------|-----------|-----------|-----------|-----------|
|                            | Total                            | Black     | Hispanic  | White     | Other/Unk |
| <b>Total Traffic Stops</b> | <b>191</b>                       | <b>51</b> | <b>40</b> | <b>96</b> | <b>4</b>  |
| DWI                        | 0                                | 0         | 0         | 0         | 0         |
| Investigation              | 2                                | 0         | 1         | 1         | 0         |
| Safe Movement              | 27                               | 7         | 6         | 14        | 0         |
| Speeding                   | 62                               | 14        | 13        | 31        | 4         |
| Seatbelt                   | 0                                | 0         | 0         | 0         | 0         |
| Stoplight/Sign             | 38                               | 8         | 12        | 18        | 0         |
| Equipment                  | 38                               | 12        | 6         | 20        | 0         |
| Regulatory                 | 24                               | 10        | 2         | 12        | 0         |

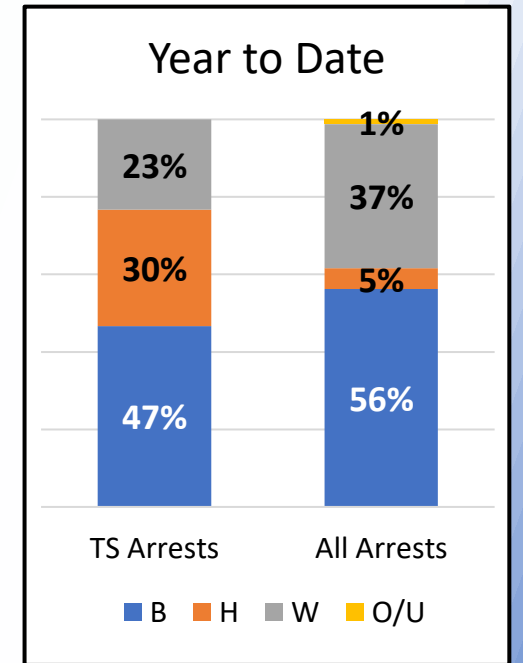
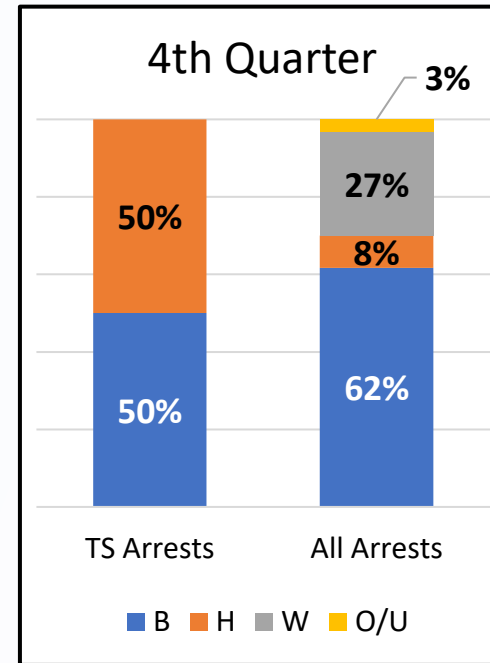


# Traffic Stop Data (Enforcement)

| Current Quarter        | Enforcement |           |           |           |           |
|------------------------|-------------|-----------|-----------|-----------|-----------|
|                        | Total       | Black     | Hispanic  | White     | Other/Unk |
| <b>All Enforcement</b> | <b>191</b>  | <b>51</b> | <b>40</b> | <b>96</b> | <b>4</b>  |
| Arrest                 | 2           | 1         | 1         | 0         | 0         |
| Citation               | 26          | 10        | 6         | 10        | 0         |
| Written Warning        | 19          | 4         | 3         | 10        | 2         |
| Verbal Warning         | 139         | 36        | 27        | 74        | 2         |
| No action              | 5           | 0         | 3         | 2         | 0         |

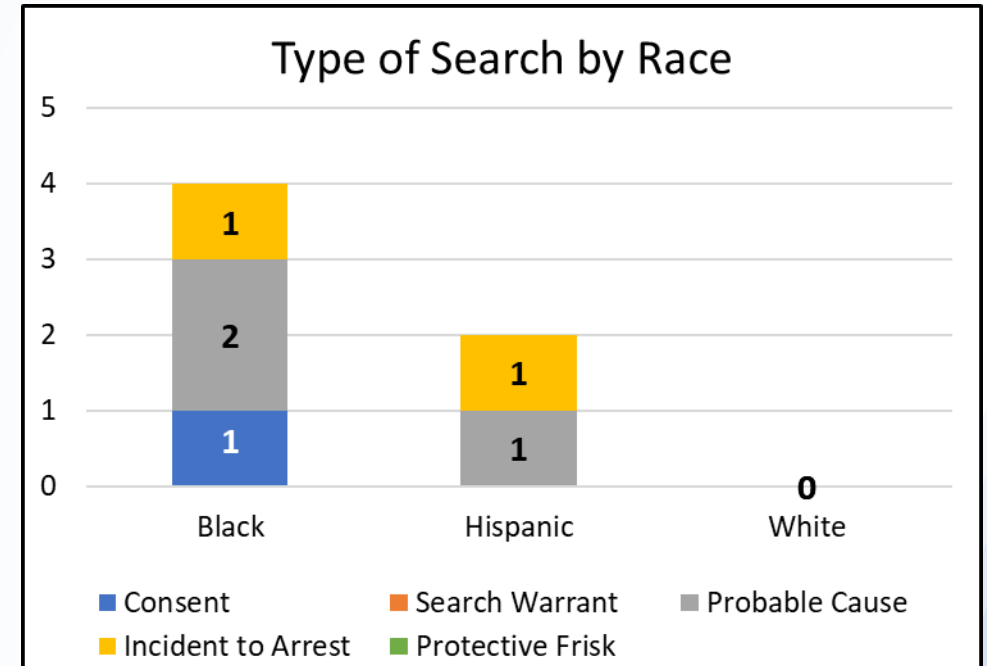


## Traffic Stop Arrests Compared to All Arrests

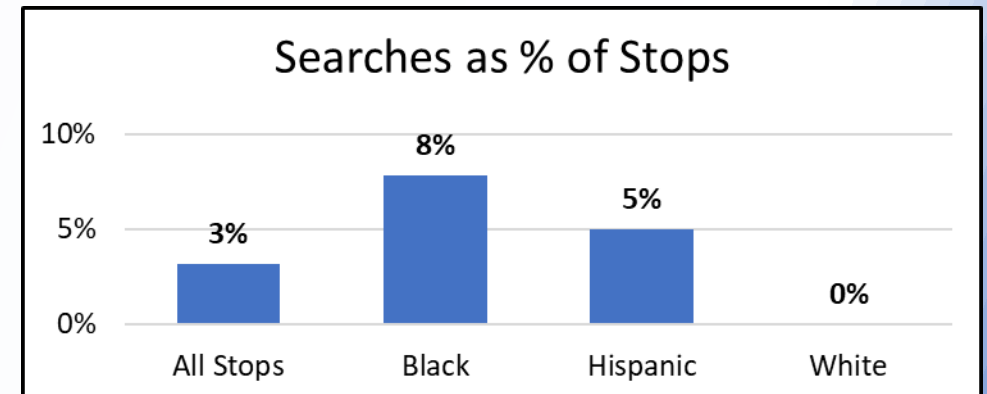


## Search Data

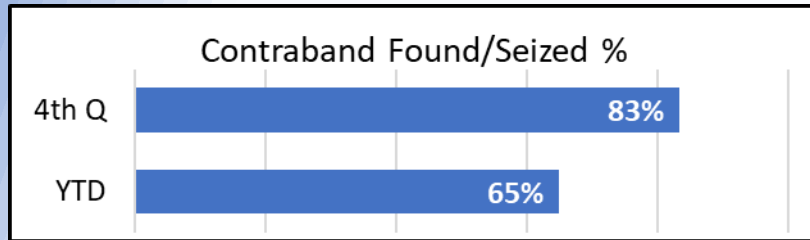
| Current Quarter            | Search Data – Search Types |           |           |           |           |
|----------------------------|----------------------------|-----------|-----------|-----------|-----------|
|                            | Total                      | Black     | Hispanic  | White     | Other/Unk |
| <b>Total Traffic Stops</b> | <b>191</b>                 | <b>51</b> | <b>40</b> | <b>96</b> | <b>4</b>  |
| Total Searches             | 6                          | 4         | 2         | 0         | 0         |
| Consent                    | 1                          | 1         | 0         | 0         | 0         |
| Search Warrant             | 0                          | 0         | 0         | 0         | 0         |
| Probable Cause             | 3                          | 2         | 1         | 0         | 0         |
| Incident to Arrest         | 2                          | 1         | 1         | 0         | 0         |
| Protective Frisk           | 0                          | 0         | 0         | 0         | 0         |



| Current Quarter               | Search Data – Basis/Reason for Search |          |          |          |           |
|-------------------------------|---------------------------------------|----------|----------|----------|-----------|
|                               | Total                                 | Black    | Hispanic | White    | Other/Unk |
| <b>Total Searches</b>         | <b>6</b>                              | <b>4</b> | <b>2</b> | <b>0</b> | <b>0</b>  |
| Erratic/Suspicious Behavior   | 0                                     | 0        | 0        | 0        | 0         |
| Observed suspected Contraband | 4                                     | 3        | 1        | 0        | 0         |
| Other Official Information    | 2                                     | 1        | 1        | 0        | 0         |
| Suspicious Movements/Actions  | 0                                     | 0        | 0        | 0        | 0         |
| Informant Tip                 | 0                                     | 0        | 0        | 0        | 0         |
| Multiple Basis Noted          | 0                                     | 0        | 0        | 0        | 0         |



| Contraband Found?     |          |          |          |            |
|-----------------------|----------|----------|----------|------------|
|                       |          | Yes      | No       | Hit%       |
| <b>Total Searches</b> | <b>6</b> | <b>5</b> | <b>1</b> | <b>83%</b> |
| Consent               | 1        | 0        | 1        | 0%         |
| Search Warrant        | 0        | 0        | 0        | na         |
| Probable Cause        | 3        | 3        | 0        | 100%       |
| Incident to Arrest    | 2        | 2        | 0        | 100%       |
| Protective Frisk      | 0        | 0        | 0        | na         |



## Search Data (continued)

### Search Details

- 2 searches were done after (incident to) an arrest.
- 1 searches were based on consent after officer smelled odor of marijuana
- 3 searches were based on Probable Cause
  - All three were the result of officers smelling/seeing evidence of marijuana use and/or driver admitting to having marijuana in the car.

Of the 6 incidents with searches, 2 (33%) involved an arrest or criminal charge. Of those 2, none involved charges connected with contraband found during the search. The two arrests were for DWI offenses and the contraband was found subsequent to the arrest.

# Department Training

## Elective Trainings Completed

- Blackwell- NTOA Supervising Patrol Critical Incidents (8 hours)
- Blackwell, Jannetta, and Phuong- Patrol Rifle (16 hours)
- Felts- CLI through FBI-LEEDA (40 hours)
- Hooks and Chelenza- Red Dot Training (8 hours)
- Gregory- Basic Crime Scene Investigations (24 hours)
- Hall and West- Radar Recertification (10 hours)
- Hooks- SFST Instructor Refresher (8 hours)
- Morales- Suicide Investigations (16 hours)
- Spragins and King- TRACS Admin Training (6 hours)
- West- INTOX Recertification (7 hours)
- King- CJIS Security and Privacy Training (4 hours)
- Spragins- E-FLETC Counter Terrorism Training (4 hours)
- Simmons- FEMA NIMS ICS 235.c (5 hours)
- Simmons- FEMA NIMS ICS 230.e (6 hours)
- Simmons- FEMA NIMS ICS 120.c (3 hours)

## Mandatory Training Completed

- FEMA NIMS ICS 100 (6 hours, 15 employees)
- FEMA NIMS ICS 200 (4 hours, 15 employees)
- FEMA NIMS ICS 700 (4 hours, 15 employees)
- FEMA NIMS ICS 800 (3 hours, 15 employees)
- DCI Module 1 Recertification (2 hours, 2 employees)
- DCI Module 2 Training (2 hours, 1 employee)
- DCI Module 7 Training (2 hours, 1 employee)
- NCLM Fire Prevention (.5 hours, 1 employee)
- Taser 7 Recertification (2 hours, 12 employees)
- Annual Patrol Rifle Training (5 hours, 10 employees)

| Training Hours   | 1 <sup>st</sup> Q | 2 <sup>nd</sup> Q | 3 <sup>rd</sup> Q | 4 <sup>th</sup> Q | YTD   |
|--|-------------------|-------------------|-------------------|-------------------|-------|
| Mandatory  | 328               | 369               | 436.5             | 337.5             | 1,471 |
| Non-Mandatory  | 722               | 429               | 290               | 245               | 1,686 |
| <b>Goal: &gt;40 hrs/employee of non-mandated training annually</b> |                   |                   |                   |                   |       |
| Avg hrs/employee   | 24.1              | 14.3              | 9.7               | 6.1               | 54    |

### Highlights: Training Division

- Officers completed mandatory FEMA training during the 4th quarter of 2024.
- Annual patrol rifle training was completed. Training included drills and new techniques to safely operate a rifle when given limited space/cover.

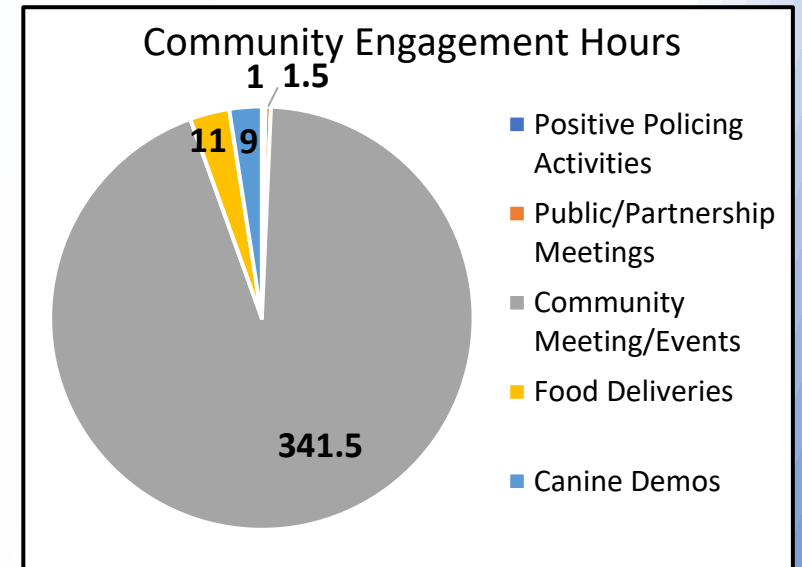
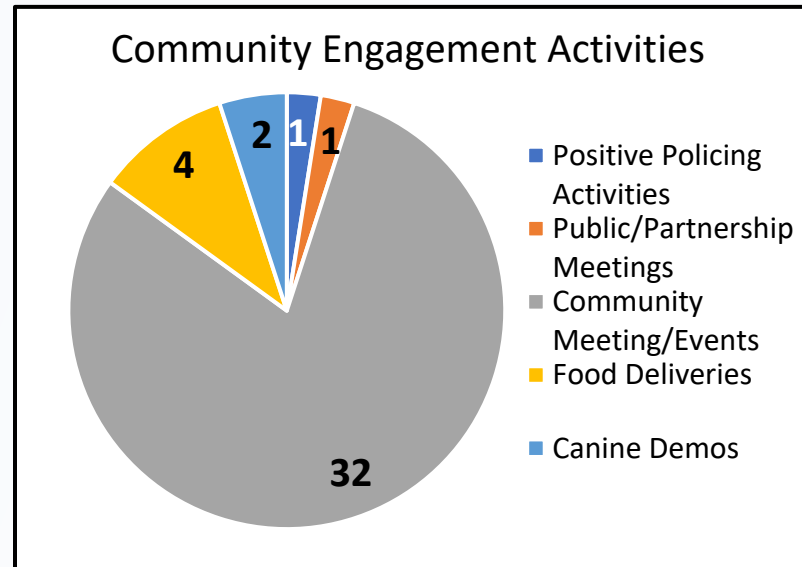
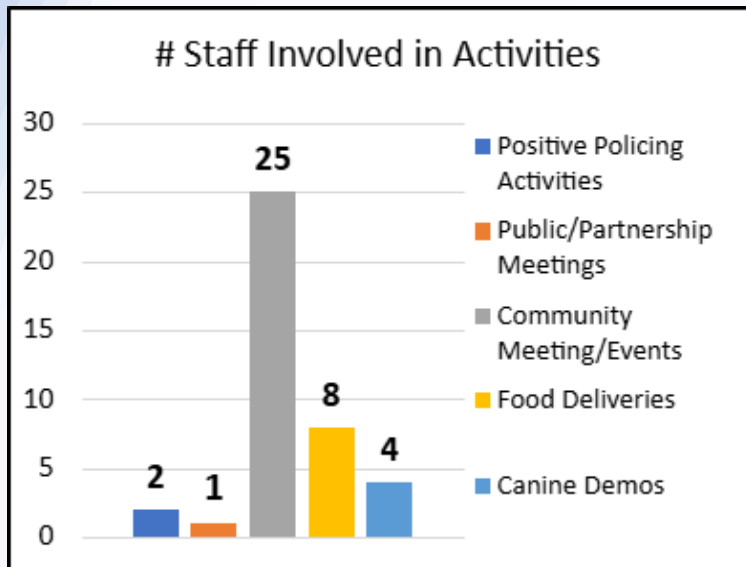
# Community Engagement

## Definitions

- Positive Policing Activity – Services and actions by officers that go beyond the typical definition of policing. This can include acts of kindness and service, helping with problems, and providing meals or support to community members.
- Public/Partnership Meetings – Meetings with an agenda focused on community issues that intersect with policing such as Board of Commissioners or Project Safe Kids meetings.
- Community Meetings/Events – Community-based activities organized by the department or the community where officers attend, collaborate and/or coordinate, such as community watch meetings or events like Fairview Live.
- Food Deliveries – Assisting with food delivery to Hillsborough residents with mobility challenges such as Meals on Wheels and Passmore Center food box deliveries.
- Canine Demos – Educational demonstrations put on by HPD canine teams.

| Community Engagement Activities |           |            |
|---------------------------------|-----------|------------|
| Activity                        | #         | hours      |
| Positive Policing Activities    | 1         | 1          |
| Public/Partnership Meetings     | 1         | 1.5        |
| Community Meeting/Events        | 32        | 341.5      |
| Food Deliveries                 | 4         | 11         |
| Canine Demos                    | 2         | 9          |
| <b>TOTALS</b>                   | <b>40</b> | <b>364</b> |

| Total Staff Participating in Community Engagement Activities this Quarter | Number | % of staff |
|---|--------|------------|
|   | 25     | 83         |





# Community Engagement

## Community Events/Activities

- Meal Deliveries (10/04, 10/17, 11/1, 11/21, 12/6, 12/19)
- First Responders Trust Program (10/15, 11/19)
- Community Watch Meetings (10/7, 11/1,12/2)
- Public/Partnership Meetings (10/14, 11/11, 11/14,12/9)
- National Walk to School Day (10/02)
- K9 Demonstrations (10/5, 11/20)
- First Responders Appreciation Day (10/5)
- Supply Drive for Western N.C. (10/05)
- School Visit (10/8, 10/11, 10/31)
- HES Fall Festival (10/12)
- Hillsborough Police Trunk-or-Treat (10/25)
- Mobile Prescription Medicine Drop Off (10/26)
- Hometown Hero Event (10/26)
- Fairview Fall Bash (10/26)
- Halloween Safety Presentation (10/29)
- First Baptist Church Halloween Festival (10/31)
- Senior Citizens “Crafts with a Cop” (11/5)
- Christmas Food/Toy Drive (11/23)
- Animal Shelter “Adopt with a Cop” (12/13)
- Children’s “Shop with a Cop” (12/16)
- HPD Toy Give-A-Way (12/19)



## Positive Policing Activities

- While on patrol, an officer observed a juvenile who needed help fixing his radio-controlled car. The officer helped the juvenile fix the car and spent time talking with other residents about any concerns they had in their neighborhood.



# Employee Accomplishments/Awards

## Officer of the Year



### Investigator Vidal Morales

Investigator Morales has been a great asset to HPD and the community this past year. His ability to help others, as well as the hard work he has put into solving crimes as an investigator has shown through over the past 12 months.

## Annual Community Engagement Award



### Corporal Amber West

Corporal West has been a tremendous asset to HPD's community engagement efforts. She is always lending a helping hand, loves assisting with anything involving dogs, and can always be counted on to help connect with the members of our town.

## Additional 2024 awards/recognitions:

|  |   |
|--|---|
| <b>DWI Enforcement Award</b>   | Based on the total number of DWI apprehensions                              |
| <b>Corporal Amber West</b>   |   |
| <b>Patrol Narcotics Award</b>  | Based on the quantity and types of drugs seized during encounters           |
| <b>Officer Curry Hall</b>  |   |
| <b>Narcotics Recognition</b>   | Additional officers recognized for narcotics enforcement efforts            |
| <b>Sgt. Heather Blackwell Sgt Nicole Senter Officer Argie Burnette</b> |   |
| <b>Top Gun</b>   | Based on average of both day and night qualification scores                 |
| <b>Officer Matthew Lorenson</b>  |   |
| <b>Fitness Award</b>   | Based on lowest time to complete annual fitness course                      |
| <b>Corporal Juan Duran</b>   |   |
| <b>Community Service Recognition</b>                                   | Additional employee recognized for their community engagement contributions |
| <b>Mrs. Danielle King</b>  |   |