



Hillsborough Police Department

Q3 (July – September) 2025 Summary

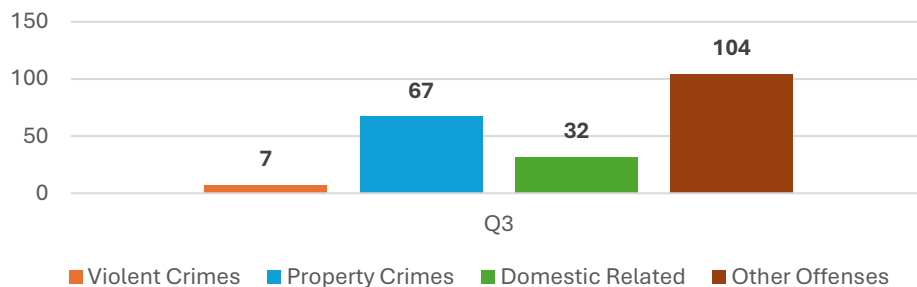


Total Activity:

1,320 Dispatched Calls
3,307 Self-Initiated

Reported Incidents	Q3	%
Violent Crimes	7	3%
Property Crimes	67	32%
Domestic Related	32	15%
Other Offenses	104	50%
Total	210	100%

Reported Incidents

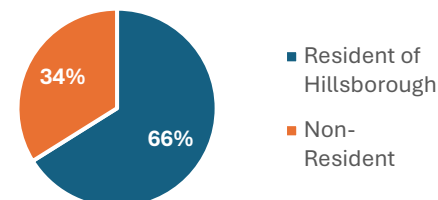


“Other Offenses” refers to a variety of reported activity including but not limited to drug offenses, alcohol violations, simple assault, fraud, vandalism and disorderly conduct.

This summary provides a high-level overview of values related to HPD’s work during the third quarter of 2025.

Arrest Summary: 59 Total Arrests

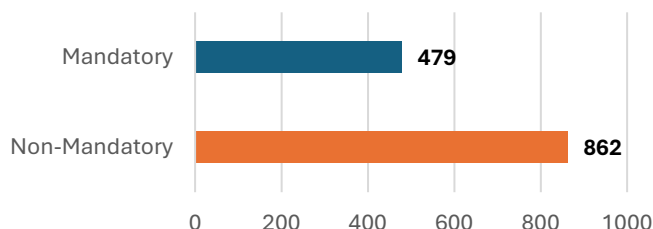
Residency of Arrestees



Arrest Summary	Q3	%
Custodial Arrest	27	46%
Citation/Summons	6	10%
Warrant Service	26	44%
Total Arrests	59	100%

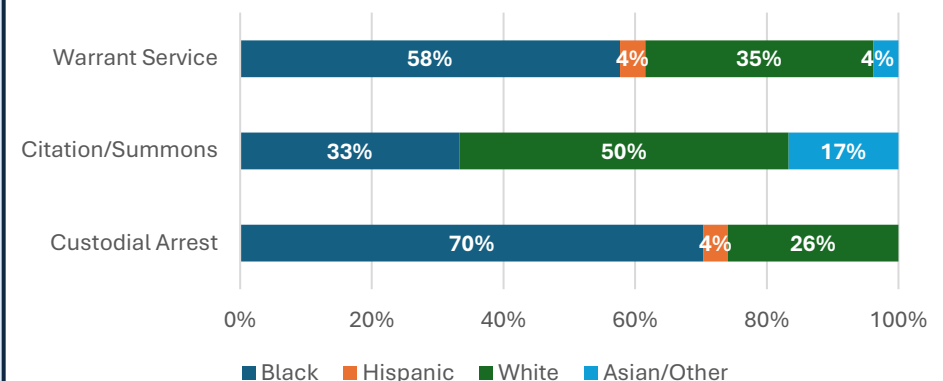
Training and Community Engagement

Training Hours



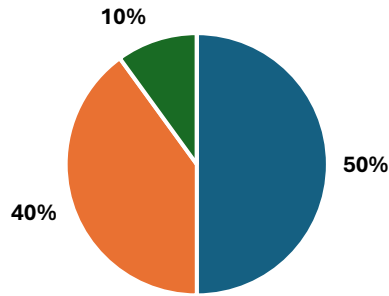
28
Community
Engagement
Events
Attended

Arrests by Type and Race



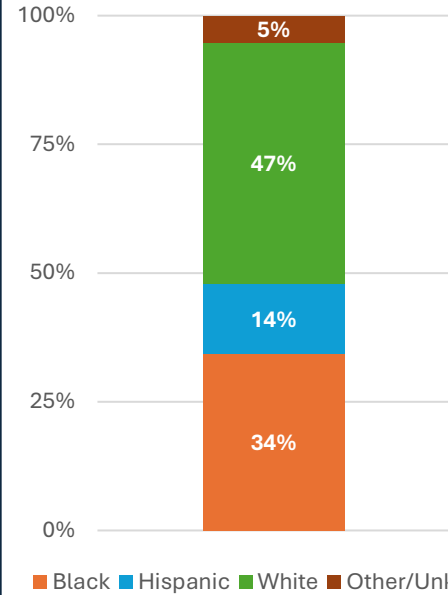
Mental Health Outcomes

- Involuntary Commitment
- Voluntary Commitment
- Emergency Commitment
- No Action by Officer



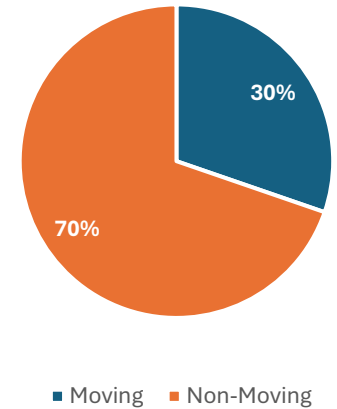
Mental Health:
10 Total Outcomes

Traffic Stops by Race



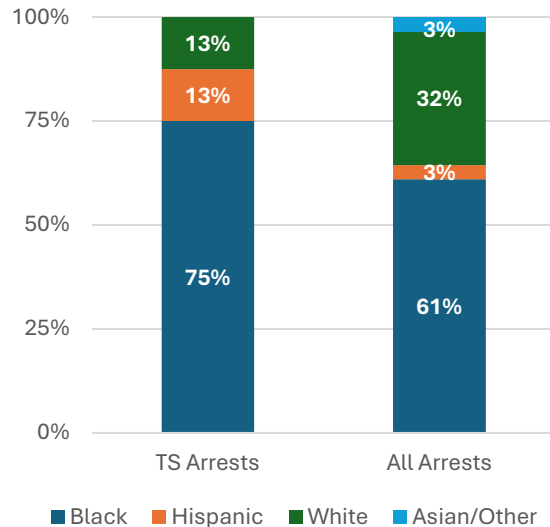
Traffic Stop Data:
251 Total Stops

Moving vs Non-Moving

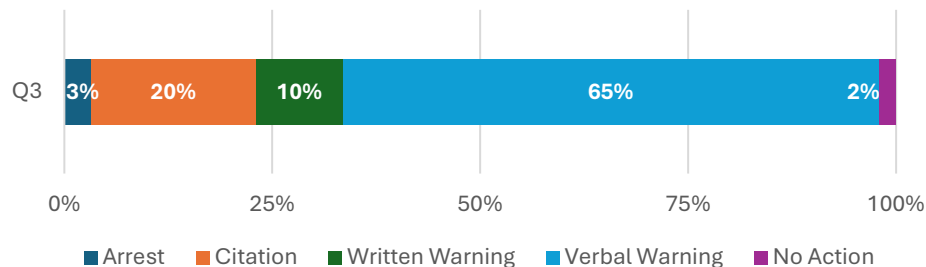


Traffic Stop Enforcement:
8 Traffic Stop Arrests vs 59 Total Arrests

TS Arrests vs All Arrests by Race



Enforcement Actions

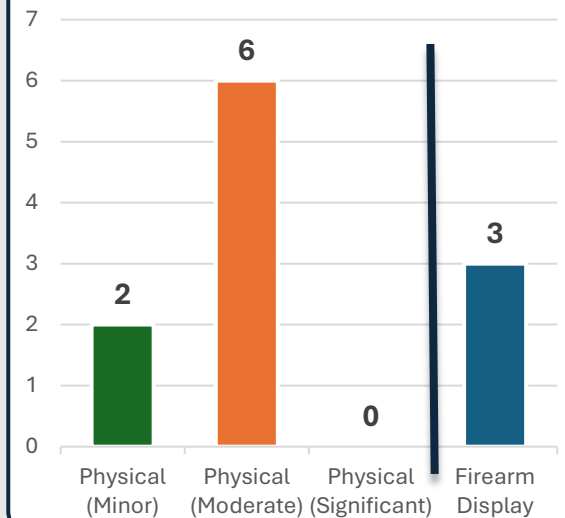


Internal Accountability Reviews

Q3

Response to Resistance Reviews	11
PEWS	0
Safety/Accident	0
Complaints	1
Pursuit/Refuse to Stop	2
Internal/Admin	1
Total	15

Responses to Resistance



Internal Accountability and Use of Force
8 Uses of Force and 3 Preventative Displays