



Hillsborough Police Department

Q2 (April – June) 2025 Summary

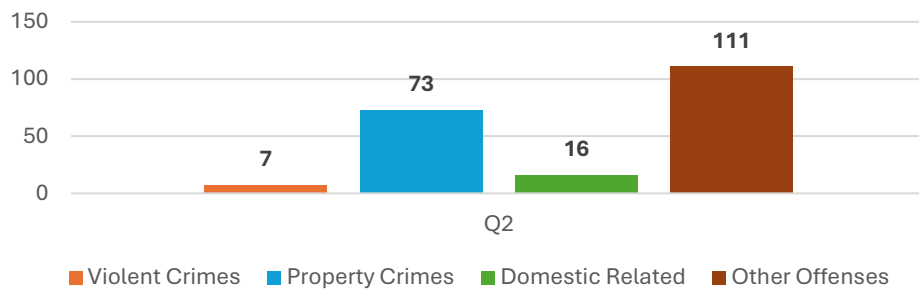


Total Activity:

1,450 Dispatched Calls
3,336 Self-Initiated

Reported Incidents	Q2	%
Violent Crimes	7	3%
Property Crimes	73	35%
Domestic Related	16	8%
Other Offenses	111	54%
Total	207	100%

Reported Incidents

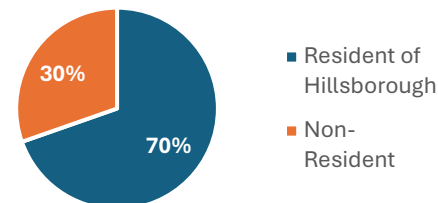


“Other Offenses” refers to a variety of reported activity including but not limited to drug offenses, alcohol violations, simple assault, fraud, vandalism and disorderly conduct.

This summary provides a high-level overview of values related to HPD’s work during the second quarter of 2025.

Arrest Summary: 56 Total Arrests

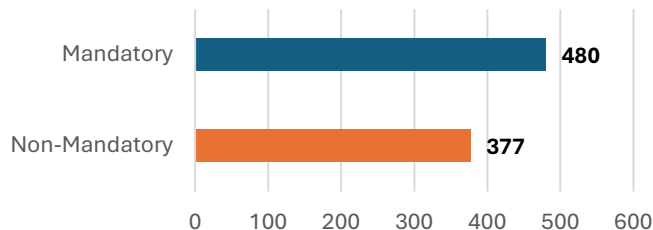
Residency of Arrestees



Q2	#	%
Custodial Arrest	17	30%
Citation/Summons	6	11%
Warrant Service	33	59%
Total Arrests	56	100%

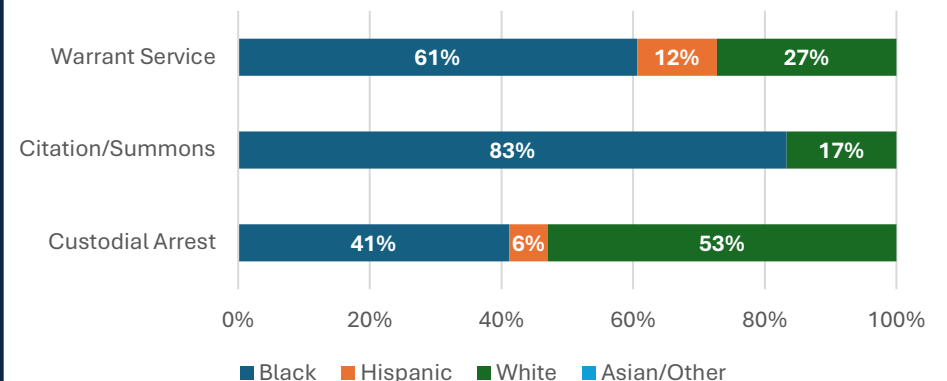
Training and Community Engagement

Training Hours

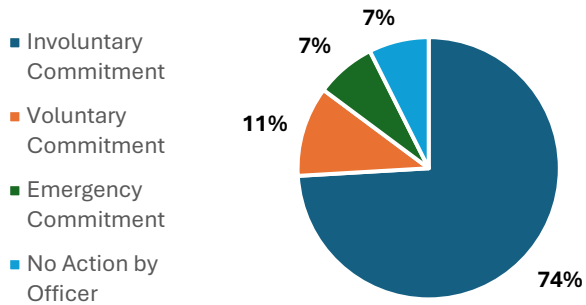


39
Community
Engagement
Events
Attended

Arrests by Type and Race

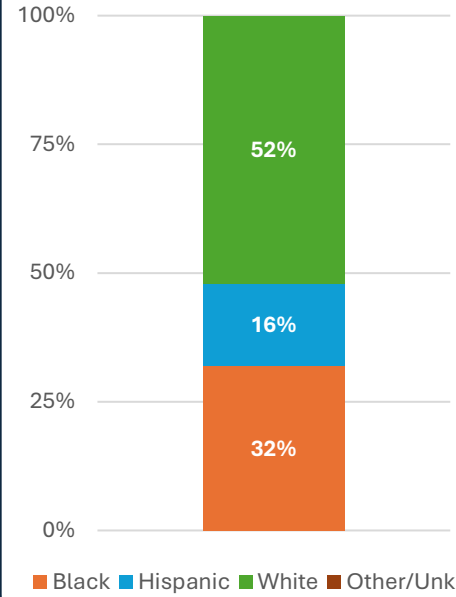


Mental Health Outcomes



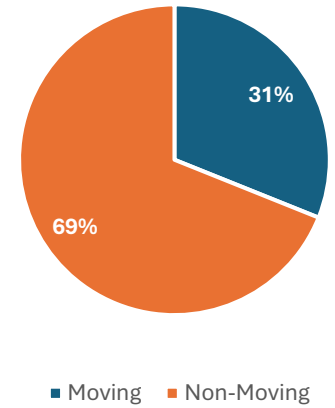
Mental Health:
27 Total Outcomes

Traffic Stops by Race



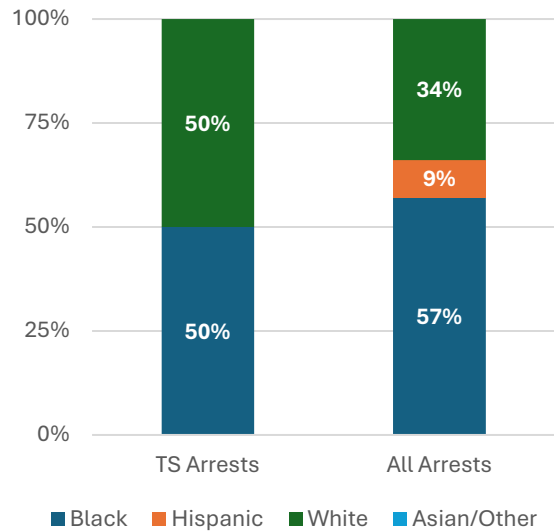
Traffic Stop Data:
325 Total Stops

Moving vs Non-Moving

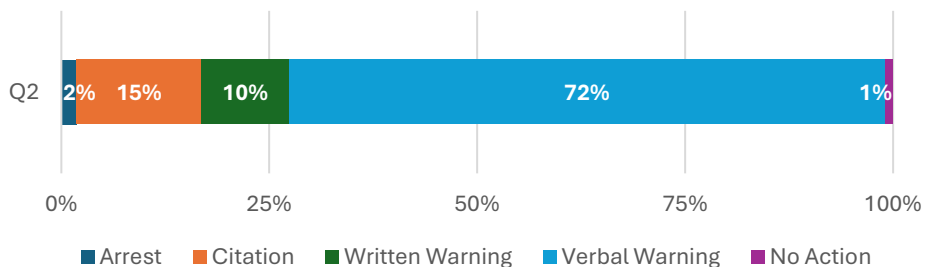


Traffic Stop Enforcement:
6 Traffic Stop Arrests vs
56 Total Arrests

TS Arrests vs All Arrests by Race



Enforcement Actions

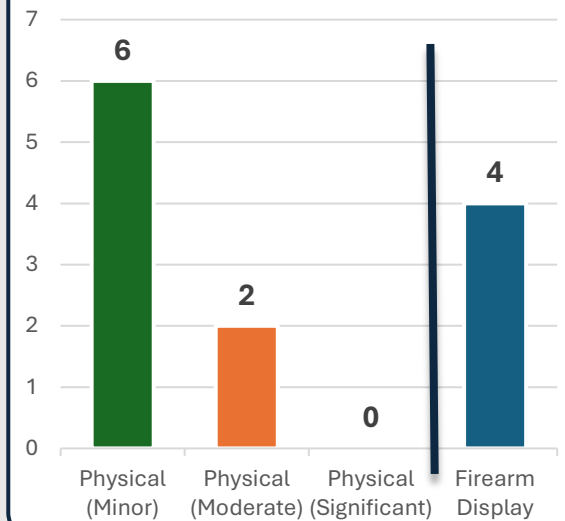


Internal Accountability Reviews

Q2

Response to Resistance Reviews	12
PEWS	0
Safety/Accident	3
Complaints	2
Pursuit/Refuse to Stop	3
Internal/Admin	0
Total	20

Responses to Resistance



Internal Accountability and Use of Force
8 Uses of Force and 4 Preventative Displays