



Hillsborough Police Department Q1 (January – March) 2026 Summary



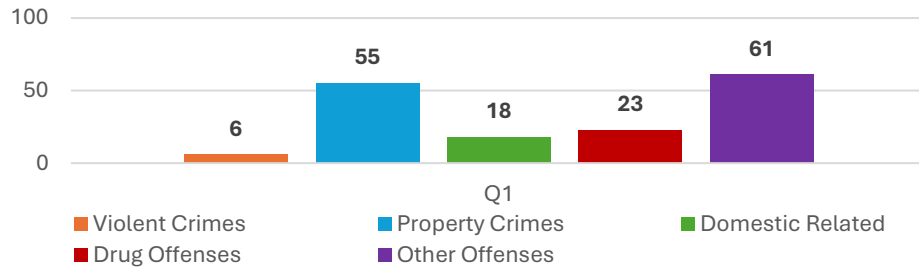
Total Activity:

1,118 Dispatched Calls
3,555 Self-Initiated

Reported Incidents	Q1	%
Violent Crimes	6	4%
Property Crimes	55	34%
Domestic Related	18	11%
Drug Offenses	23	14%
Other Offenses	61	37%
Total	163	100%

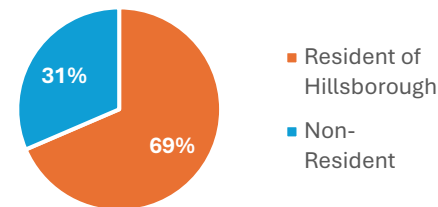
This summary provides a high-level overview of values related to HPD's work during the first quarter of 2026.

Reported Incidents



Arrest Summary: 89 Total Arrests

Residency of Arrestees

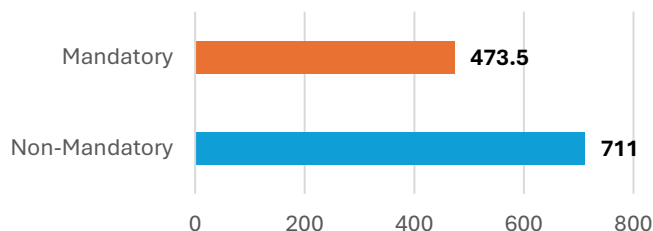


Arrest Summary	Q1	%
Custodial Arrest	27	30%
Citation/Summons	30	34%
Warrant Service	32	36%
Total Arrests	89	100%

“Other Offenses” refers to a variety of reported activity including but not limited to drug offenses, alcohol violations, simple assault, fraud, vandalism and disorderly conduct.

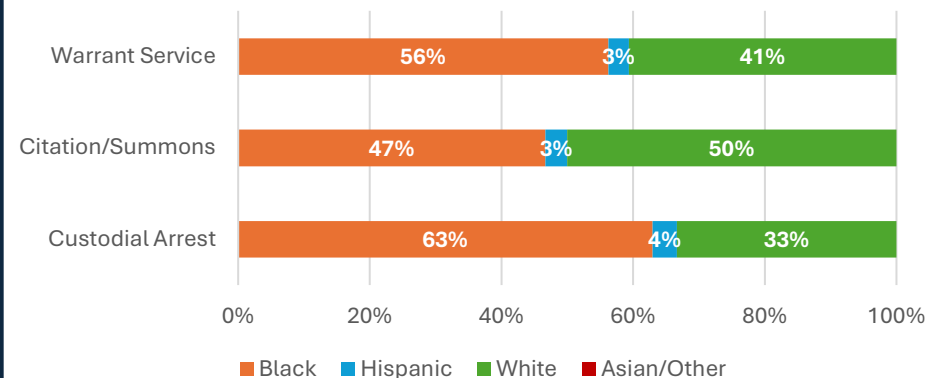
Training and Community Engagement

Training Hours



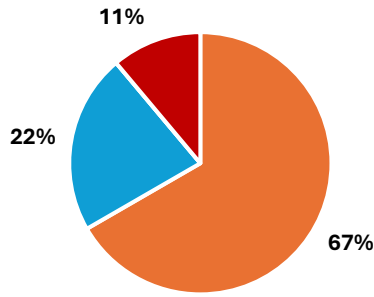
25
Community
Engagement
Events
Attended

Arrests by Type and Race



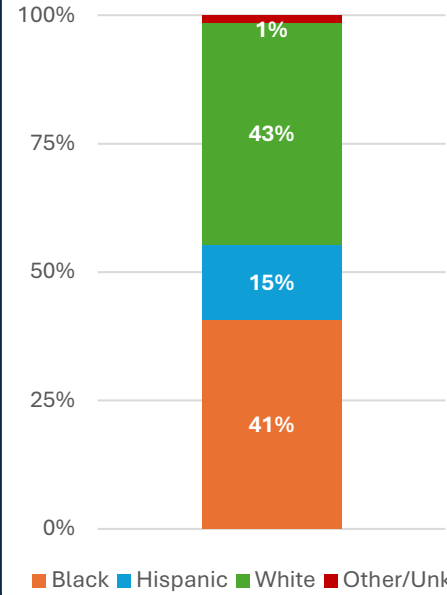
Mental Health Outcomes

- Involuntary Commitment
- Voluntary Commitment
- Emergency Commitment
- No Action by Officer



Mental Health:
9 Total Outcomes

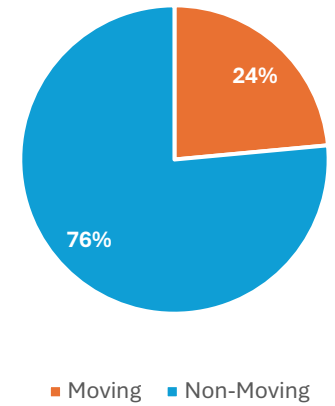
Traffic Stops by Race



Traffic Stop Data:

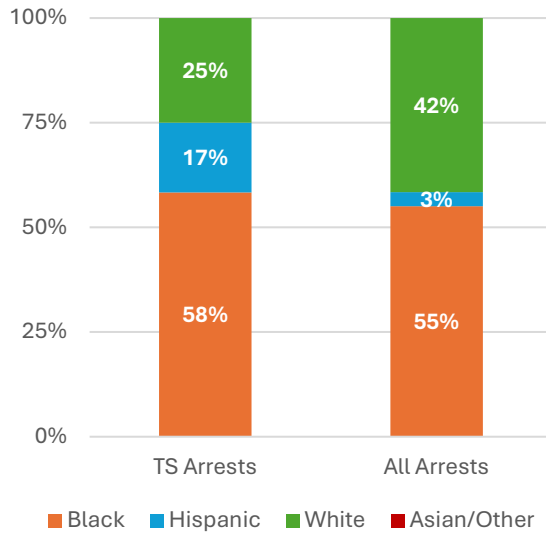
272 Total Stops

Moving vs Non-Moving

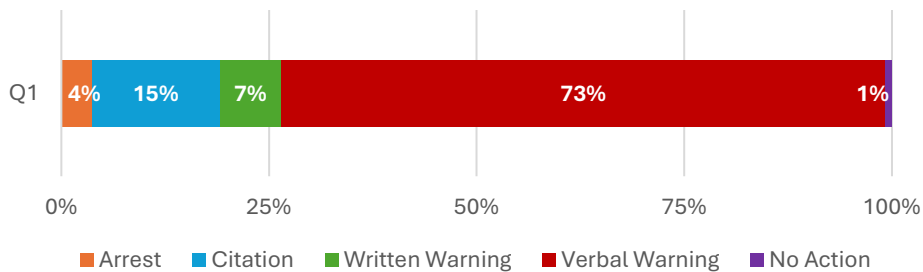


Traffic Stop Enforcement:
10 Traffic Stop Arrests vs 89 Total Arrests

TS Arrests vs All Arrests by Race



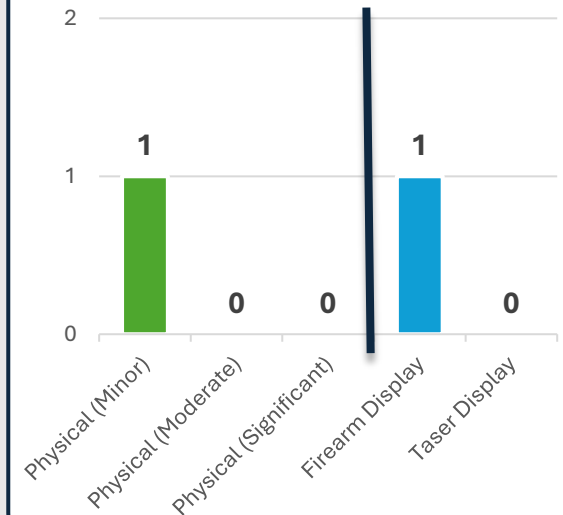
Enforcement Actions



Internal Accountability Reviews Q1

Response to Resistance Reviews	2
PEWS	1
Complaints	0
Pursuit/Refuse to Stop	3
Internal/Admin	1
Total	7

Responses to Resistance



Internal Accountability and Use of Force

1 Use of Force and 1 Preventative Display