



Hillsborough Police Department

2025 Q1 Summary

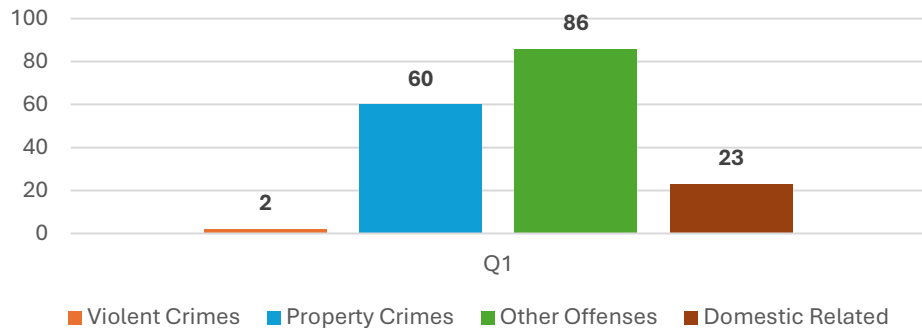


Total Activity:

1,260 Dispatched Calls
3,552 Self-Initiated

Reported Incidents	#	%
Violent Crimes	2	1%
Property Crimes	60	35%
Other Offenses	86	50%
Domestic Related	23	13%
Total	171	100%

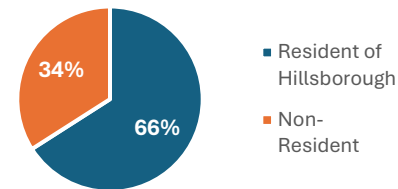
Reported Incidents



This summary provides a high-level overview of values related to HPD's work throughout the first quarter of 2025.

Arrest Summary: 47 Total Arrests

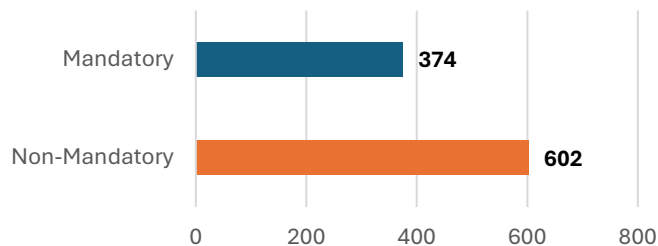
Residency of Arrestees



Arrest Type	#	%
Custodial Arrest	10	21%
Citation/Summons	19	40%
Warrant Service	18	38%
Total Arrests	47	100%

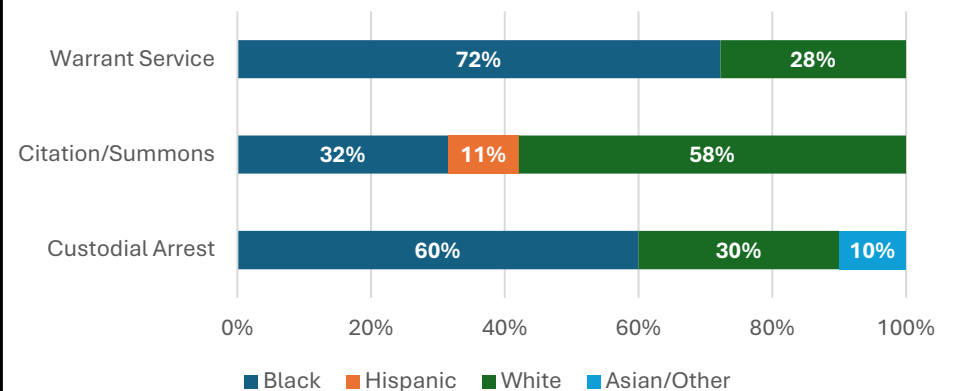
Training and Community Engagement

Training Hours

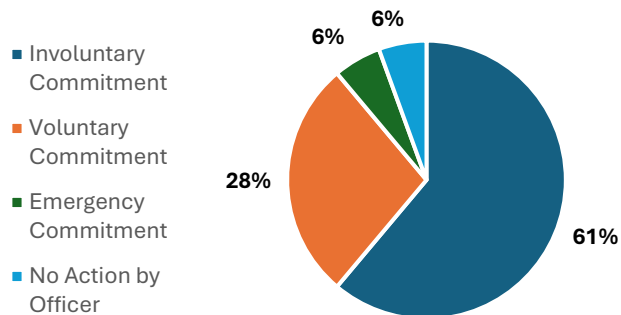


67
Community
Engagement
Hours

Arrests by Type and Race

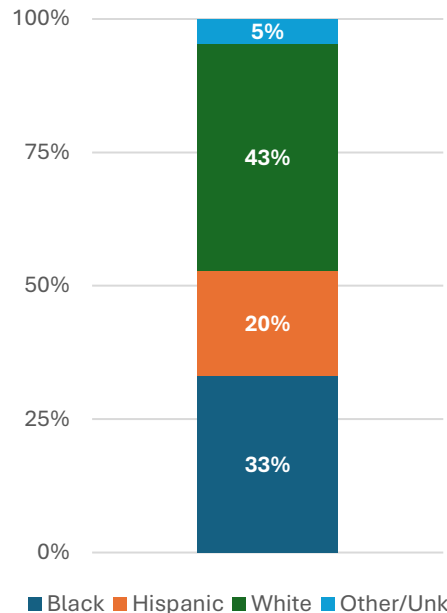


Mental Health Outcomes



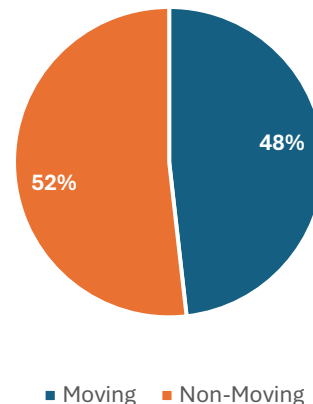
Mental Health:
18 Total Outcomes

Traffic Stops by Race



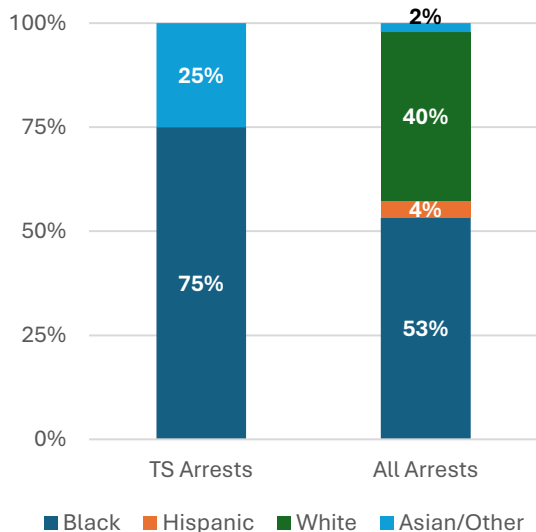
Traffic Stop Data:
307 Total Stops

Moving vs Non-Moving



Traffic Stop Enforcement:
4 Traffic Stop Arrests vs 47 Total Arrests

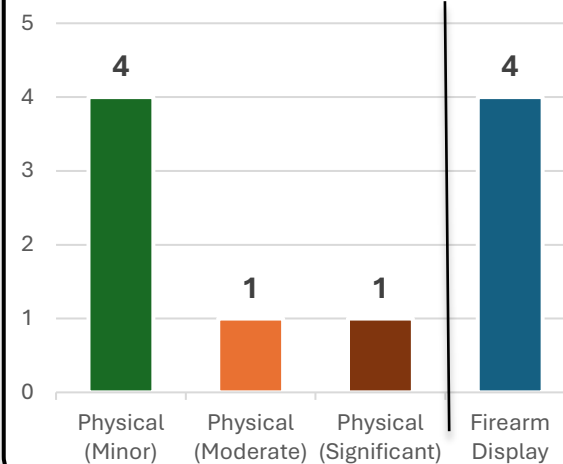
TS Arrests vs All Arrests by Race



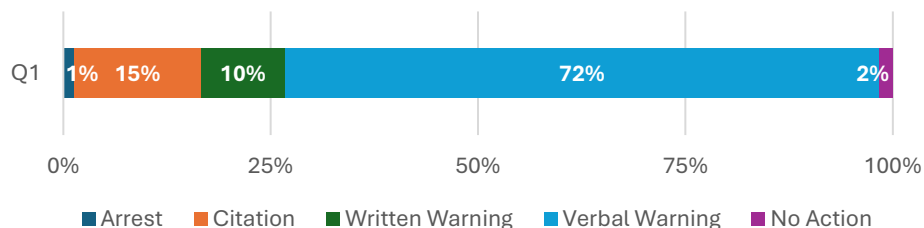
Internal Accountability Reviews

	#
Response to Resistance Reviews	10
PEWS	5
Safety/Accident	2
Complaints	0
Pursuit/Refuse to Stop	0
Internal/Admin	0
Total	83

Responses to Resistance



Enforcement Actions



Internal Accountability and Use of Force
6 Uses of Force and 4 Preventative Display