

Hewitt Drought Contingency Review

Summer 2023 Outlook

2022 Summary

- ▶ Stage 2 implemented July 14
- ▶ Stage 2 revised August 16
- ▶ Well production from May-Sept.- 248,907,000 mil gal
- ▶ Purchased Waco water from May-Sept.- 61,411,000 mil gal

Water Use

- Per Texas A&M AgriLife extension, 25% of water produced in urban areas goes toward irrigating
- Of the 310,318,000 mil gal produced- 77,579,500 gal for irrigation

Account Comparison - Before/After



2018		2019		2020		2021		2022	
Aug	32,900	Aug	11,500	Aug	11,400	Aug	3,400	Aug	24,800
Sep	27,600	Sep	24,800	Sep	30,500	Sep	8,400	Sep	34,500
Oct	8,400	Oct	24,900	Oct	22,200	Oct	13,800	Oct	12,000
	68,900		61,200		64,100		25,600		71,300

2018		2019		2020		2021		2022	
Aug	33,500	Aug	33,300	Aug	28,800	Aug	16,600	Aug	41,600
Sep	29,500	Sep	36,800	Sep	45,000	Sep	19,200	Sep	18,600
Oct	33,100	Oct	23,200	Oct	18,900	Oct	16,700	Oct	19,300
	96,100		93,300		92,700		52,500		79,500

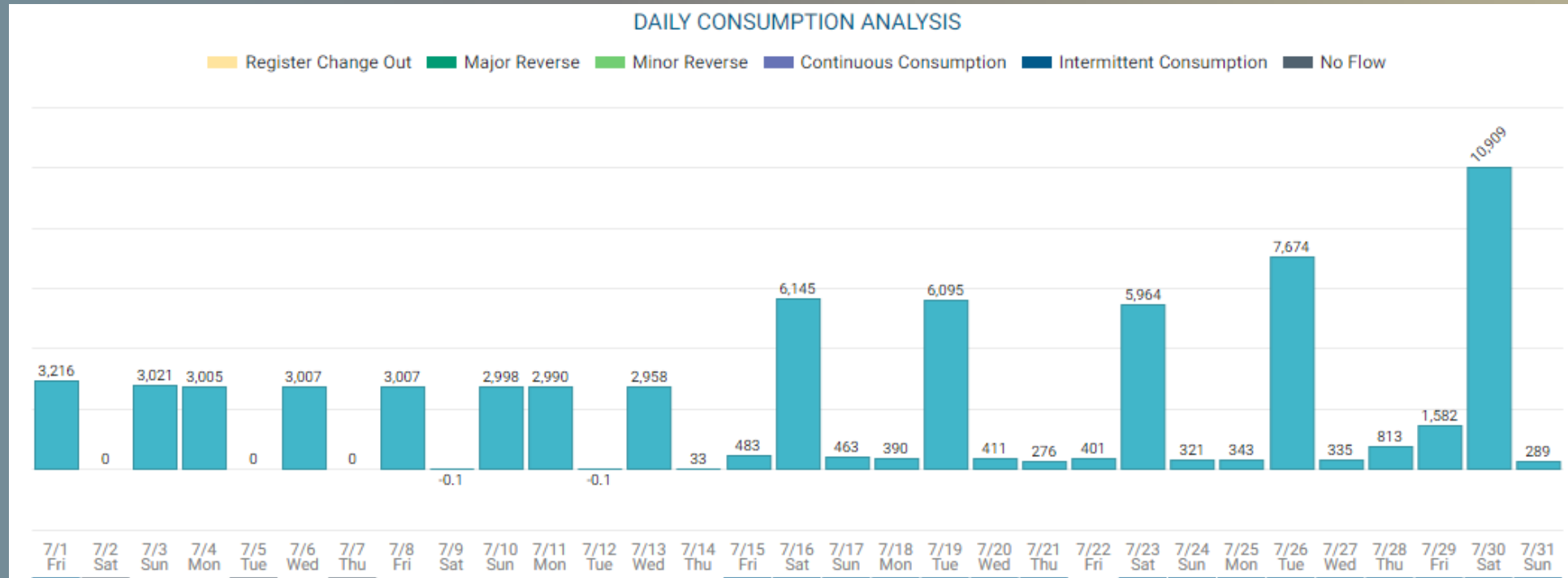
2018		2019		2020		2021		2022	
Aug	21,000	Aug	26,200	Aug	59,600	Aug	25,200	Aug	63,000
Sep	33,100	Sep	28,700	Sep	48,600	Sep	21,400	Sep	48,500
Oct	31,200	Oct	33,200	Oct	3,800	Oct	30,800	Oct	22,200
	85,300		88,100		112,000		77,400		133,700

2018		2019		2020		2021		2022	
Aug	100,400	Aug	28,000	Aug	61,500	Aug	34,700	Aug	56,100
Sep	58,200	Sep	71,900	Sep	85,000	Sep	55,900	Sep	82,200
Oct	40,900	Oct	40,100	Oct	59,900	Oct	41,600	Oct	66,500
	199,500		140,000		206,400		132,200		204,800

2018		2019		2020		2021		2022	
Aug	51,700	Aug	62,900	Aug	37,900	Aug	68,500	Aug	22,500
Sep	39,500	Sep	53,300	Sep	86,500	Sep	37,500	Sep	103,300
Oct	12,300	Oct	48,200	Oct	76,200	Oct	39,800	Oct	124,900
	103,500		164,400		200,600		145,800		250,700

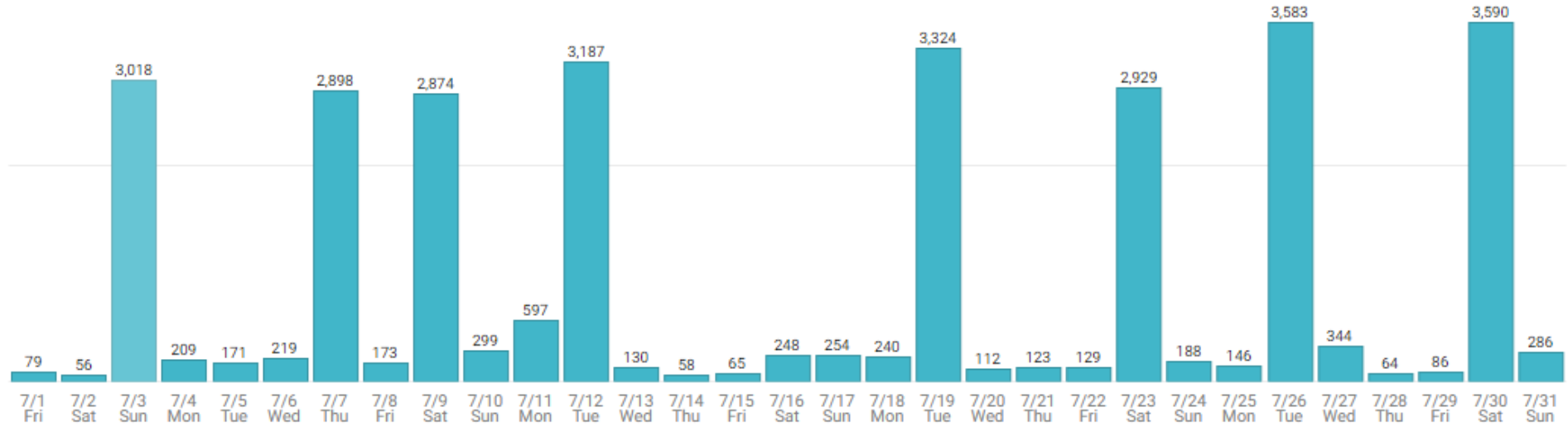
2018		2019		2020		2021		2022	
Aug	55,300	Aug	40,700	Aug	40,500	Aug	29,200	Aug	59,900
Sep	63,600	Sep	36,500	Sep	47,200	Sep	35,200	Sep	38,100
Oct	38,100	Oct	41,800	Oct	19,100	Oct	36,500	Oct	42,800
	157,000		119,000		106,800		100,900		140,800

Data from AMI System



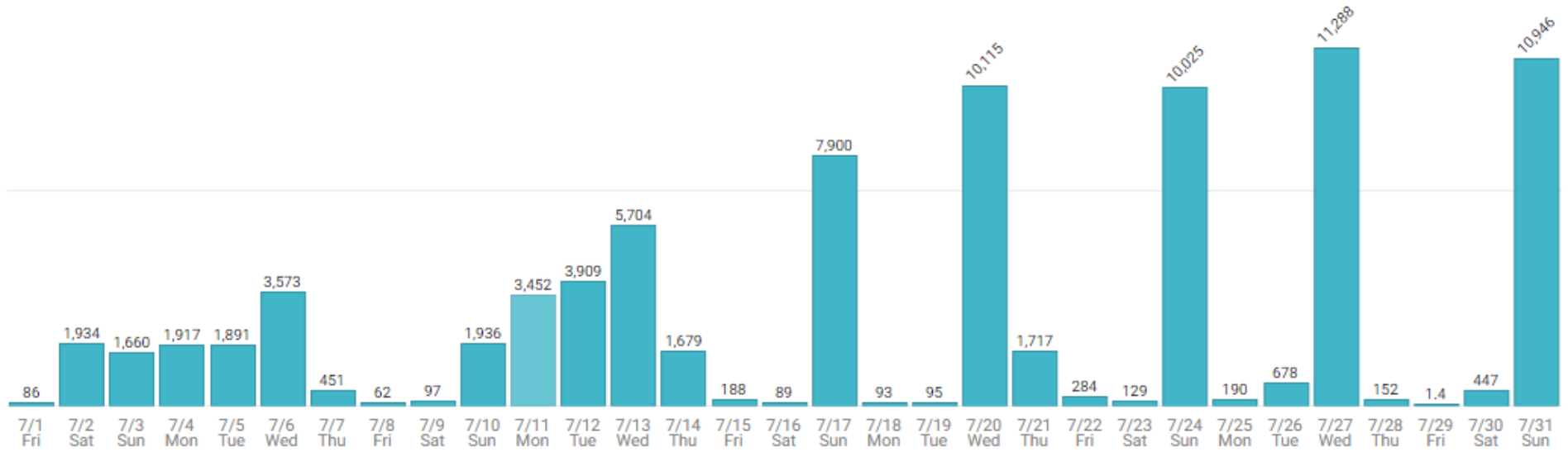
DAILY CONSUMPTION ANALYSIS

Register Change Out Major Reverse Minor Reverse Continuous Consumption Intermittent Consumption No Flow



DAILY CONSUMPTION ANALYSIS

Register Change Out Major Reverse Minor Reverse Continuous Consumption Intermittent Consumption No Flow



Looking ahead for 2023

- ▶ Lake Waco Reservoir Level
 - ▶ Maintain?
 - ▶ Drop?
 - ▶ Likelihood City of Waco (COW) will implement Stage 3 or 4 of their Drought Contingency Plan
- ▶ Outlook for Hewitt
 - ▶ How long can we sustain from supplementing with COW water?
 - ▶ Do we alter our Stage 2 restrictions?
 - ▶ If COW issues Stage 3, Hewitt will **HAVE** to follow **IF** we purchase water during that time

Current/Future Drought Contingency Plan

Stage 2:

Mandatory restrictions – Criminal penalties do apply during Stage 2 restrictions; violations can reach up to \$2,000.

Upon implementation by the city, the following restrictions shall apply unless specifically exempted:

1. All landscape and other outdoor water usage at each service address shall be limited to two days a week based on the last digit in the meter service address or the type of connection; however, landscape and outdoor water usage is prohibited from 9:00 A.M. to 6:00 P.M.

Thursday – No Watering, Storage Recovery Day

Last Digit Address Residential:	Allowed Landscape Water Days
Odd:	Tuesday and Saturday
Even:	Wednesday and Sunday
All Non-Residential Accounts:	Monday and Friday

ALL FOLLOWING WATER USE EXCEPTIONS ARE STILL PROHIBITED FROM 9:00 A.M. TO 6:00 P.M.

2. Apartments, office building complexes, or other properties containing multiple addresses, will be identified by the lowest physical street address number. Where there are no numbers, a number will be assigned by the Building Official.
3. Watering of newly installed landscaping is exempt from Stage 2 restrictions for no more than one month from the date of planting. Residents may apply for this exemption by contacting kwatson@cityofthetwain.com. After the first month, the landscape water day's schedule and hourly restrictions must be followed.
4. Hand-watering with waters hoses or hose-end sprinklers is allowed for trees, shrubs, gardens, etc., on your two additional days of hand-watering. However, No watering allowed on Thursdays.
5. Soaker hoses (i.e. Foundations) are allowed on your designated days plus two additional days of your choice. However, No watering allowed on Thursdays.

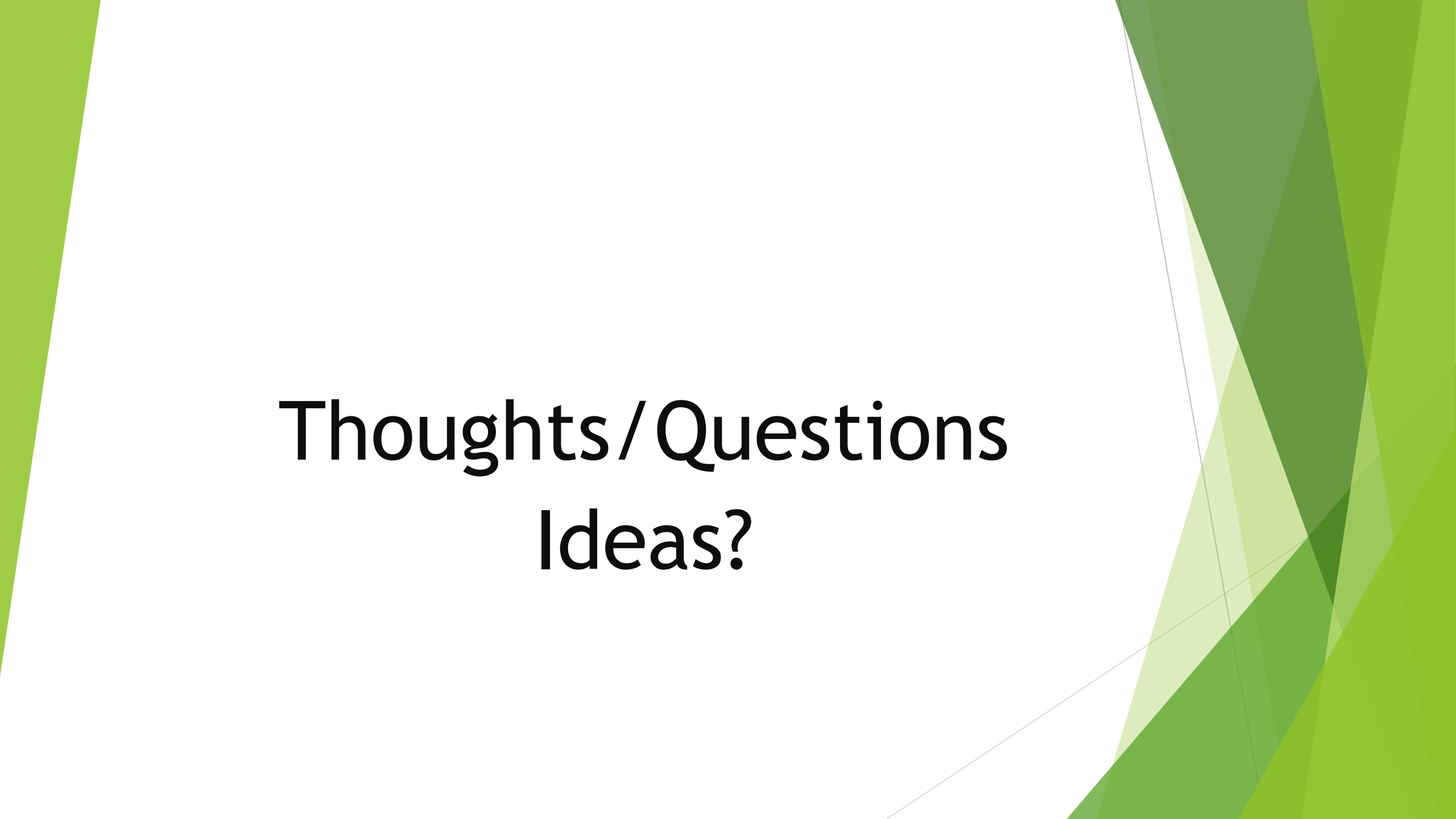
For more information email kwatson@cityofthetwain.com

Page 2 of 2

Revised 10/22

► Ideas to improve conservation

1. Shorten irrigation times, 4-6hrs?
2. Change irrigation time frame?
3. Change # of recovery days from 1 to 2?
4. Encourage more hand watering?

The background features abstract, overlapping geometric shapes in various shades of green, ranging from light lime to dark forest green. These shapes are primarily located on the left and right sides of the frame, creating a modern, layered effect. The central area is a plain white background where the text is placed.

**Thoughts / Questions
Ideas?**