

# Hartford Fire Department

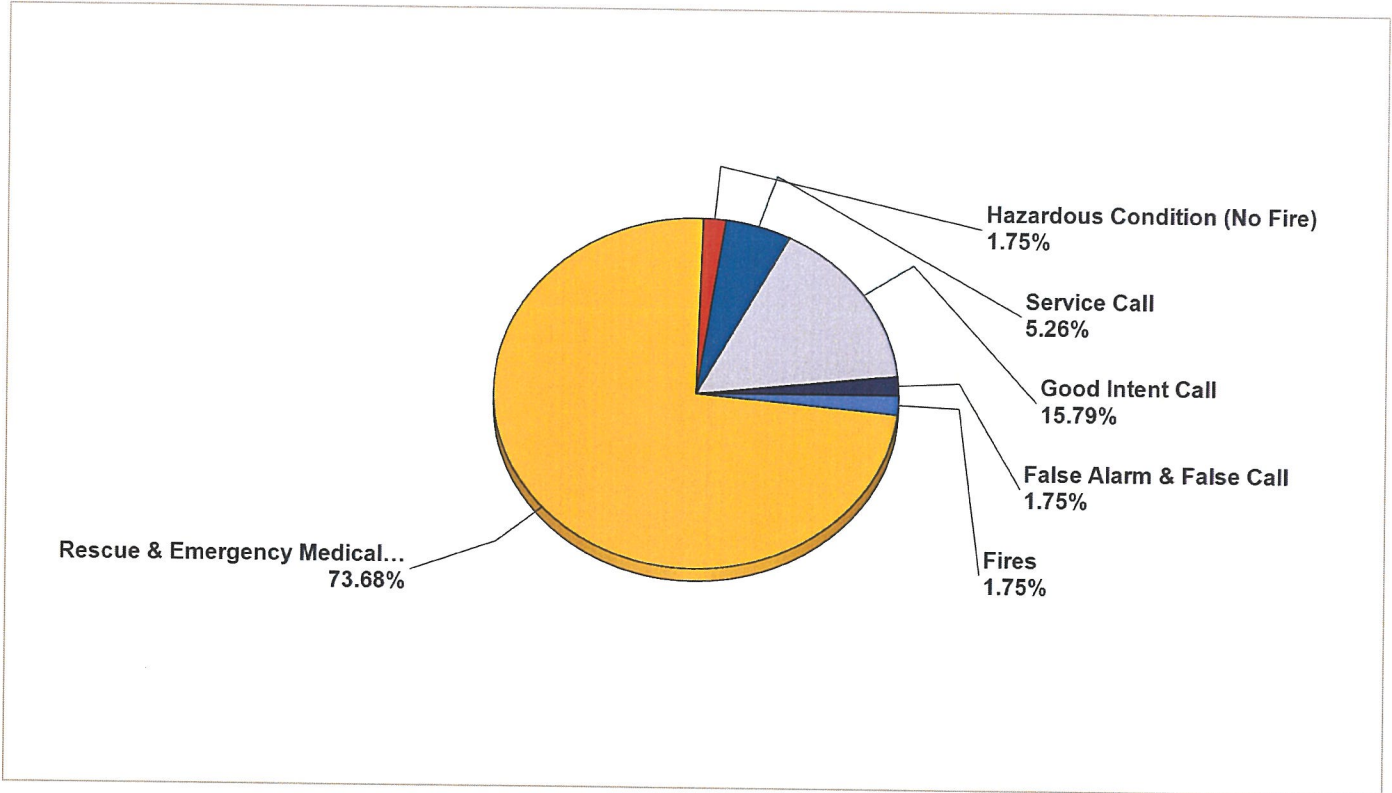
Hartford, MI

This report was generated on 9/1/2022 9:59:08 AM



## Breakdown by Major Incident Types for Date Range

Zone(s): All Zones | Start Date: 08/01/2022 | End Date: 08/31/2022



MAJOR INCIDENT TYPE	# INCIDENTS	% of TOTAL
Fires	1	1.75%
Rescue & Emergency Medical Service	42	73.68%
Hazardous Condition (No Fire)	1	1.75%
Service Call	3	5.26%
Good Intent Call	9	15.79%
False Alarm & False Call	1	1.75%
<b>TOTAL</b>	<b>57</b>	<b>100%</b>

RECEIVED  
SEP 01 2022  
CITY OF HARTFORD

Only REVIEWED and/or LOCKED IMPORTED incidents are included. Summary results for a major incident type are not displayed if the count is zero.



Detailed Breakdown by Incident Type		
INCIDENT TYPE	# INCIDENTS	% of TOTAL
131 - Passenger vehicle fire	1	1.75%
311 - Medical assist, assist EMS crew	13	22.81%
321 - EMS call, excluding vehicle accident with injury	25	43.86%
322 - Motor vehicle accident with injuries	2	3.51%
331 - Lock-in (if lock out , use 511 )	1	1.75%
352 - Extrication of victim(s) from vehicle	1	1.75%
412 - Gas leak (natural gas or LPG)	1	1.75%
500 - Service Call, other	3	5.26%
611 - Dispatched & cancelled en route	4	7.02%
631 - Authorized controlled burning	1	1.75%
651 - Smoke scare, odor of smoke	4	7.02%
746 - Carbon monoxide detector activation, no CO	1	1.75%
<b>TOTAL INCIDENTS:</b>	<b>57</b>	<b>100%</b>

Only REVIEWED and/or LOCKED IMPORTED incidents are included. Summary results for a major incident type are not displayed if the count is zero.



# Hartford Fire Department

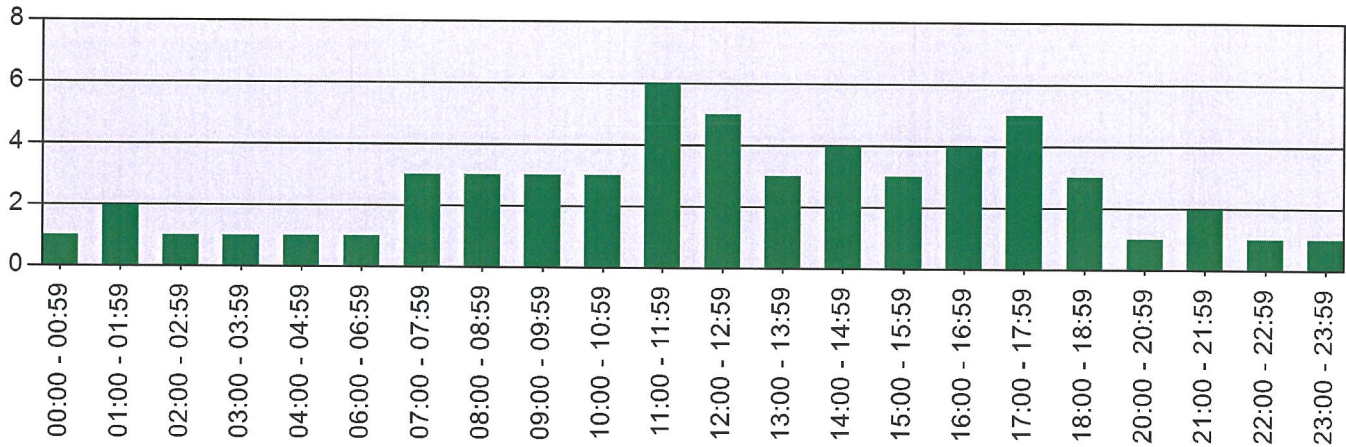
Hartford, MI

This report was generated on 9/1/2022 10:04:12 AM



## Incidents per Hour for Incident Type Range for Date Range

Start Incident Type: 100 | End Incident Type: 911 | Start Date: 08/01/2022 | End Date: 08/31/2022



HOURLY	# of CALLS
00:00 - 00:59	1
01:00 - 01:59	2
02:00 - 02:59	1
03:00 - 03:59	1
04:00 - 04:59	1
06:00 - 06:59	1
07:00 - 07:59	3
08:00 - 08:59	3
09:00 - 09:59	3
10:00 - 10:59	3
11:00 - 11:59	6
12:00 - 12:59	5
13:00 - 13:59	3
14:00 - 14:59	4
15:00 - 15:59	3
16:00 - 16:59	4
17:00 - 17:59	5
18:00 - 18:59	3
20:00 - 20:59	1
21:00 - 21:59	2
22:00 - 22:59	1
23:00 - 23:59	1
<b>TOTAL:</b>	<b>57</b>

Only REVIEWED incidents included.



# Hartford Fire Department

Hartford, MI

This report was generated on 9/1/2022 10:04:41 AM



## Incident Count per User-Defined Fields for Date Range

Start Date: 08/01/2022 | End Date: 08/31/2022

ANSWERS	# INCIDENTS
<b>USER-DEFINED FIELD: Dispatch Priority (Required)</b>	
1	32
2	19
3	6

<b>USER-DEFINED FIELD: Lift Assist (Required)</b>	
No	55
Yes	2

Only User-Defined values selected in the CUSTOM field of an incident Included. Only REVIEWED incidents included in count.



# Hartford Fire Department

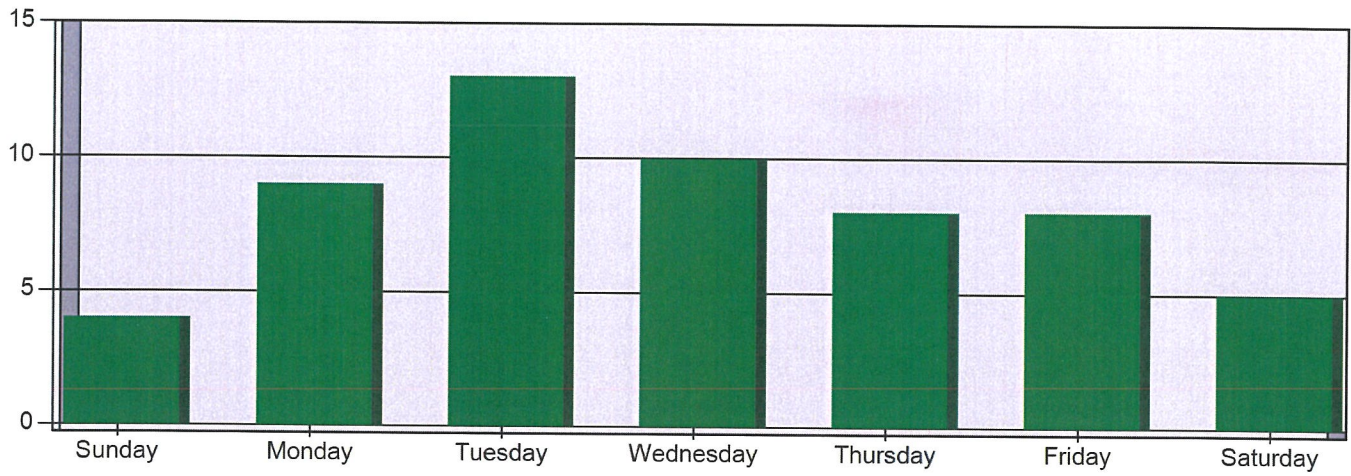
Hartford, MI

This report was generated on 9/1/2022 10:03:40 AM



## Incidents by Day of the Week for Date Range

Start Incident Type: 100 | End Incident Type: 911 | Start Date: 08/01/2022 | End Date: 08/31/2022



DAY OF THE WEEK	# INCIDENTS
Sunday	4
Monday	9
Tuesday	13
Wednesday	10
Thursday	8
Friday	8
Saturday	5

**TOTAL**

**57**

Only Reviewed incidents included.



# Hartford Fire Department

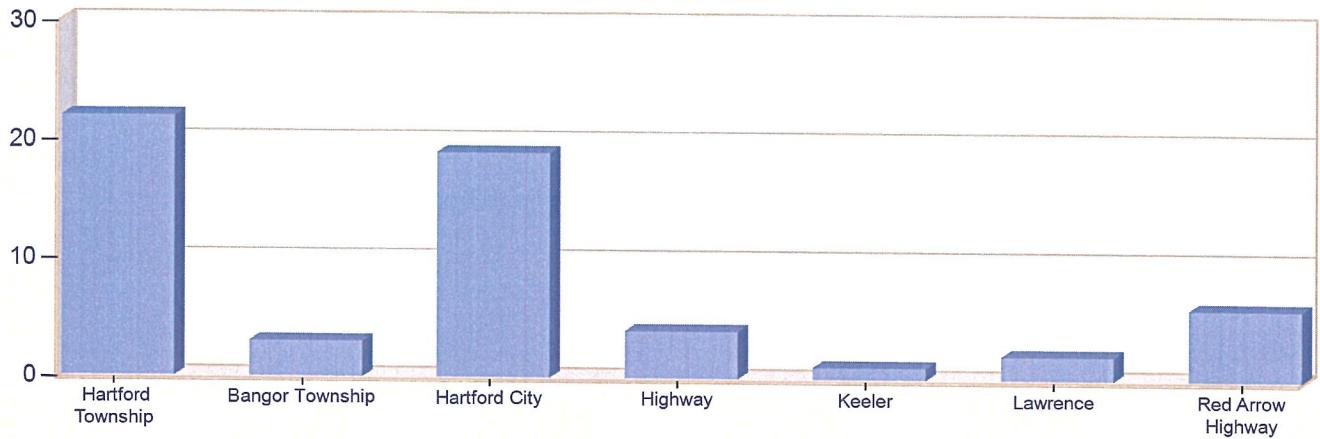
Hartford, MI

This report was generated on 9/1/2022 10:02:48 AM



## Incident Type Count per Zone for Date Range

Start Date: 08/01/2022 | End Date: 08/31/2022



ZONES	INCIDENT TYPE	COUNT
<b>Hartford Township - Hartford</b>		
	131 - Passenger vehicle fire	1
	311 - Medical assist, assist EMS crew	5
	321 - EMS call, excluding vehicle accident with injury	14
	322 - Motor vehicle accident with injuries	1
	500 - Service Call, other	1
	<i>Total Incidents for Hartford Township - Hartford.</i>	22
<b>Bangor Township - Bangor</b>		
	311 - Medical assist, assist EMS crew	1
	322 - Motor vehicle accident with injuries	1
	412 - Gas leak (natural gas or LPG)	1
	<i>Total Incidents for Bangor Township - Bangor.</i>	3
<b>Hartford City - Hartford</b>		
	311 - Medical assist, assist EMS crew	5
	321 - EMS call, excluding vehicle accident with injury	10
	500 - Service Call, other	2
	611 - Dispatched & cancelled en route	1
	746 - Carbon monoxide detector activation, no CO	1
	<i>Total Incidents for Hartford City - Hartford.</i>	19
<b>Highway - I 94</b>		

Zone information is defined on the Basic Info 3 screen of an incident.  
Only REVIEWED incidents included.



ZONES	INCIDENT TYPE	COUNT
	331 - Lock-in (if lock out , use 511 )	1
	651 - Smoke scare, odor of smoke	3
	<i>Total Incidents for Highway - I 94:</i>	4
<b>Keeler - Township</b>		
	611 - Dispatched & cancelled en route	1
	<i>Total Incidents for Keeler - Township.</i>	1
<b>Lawrence - Township</b>		
	352 - Extrication of victim(s) from vehicle	1
	611 - Dispatched & cancelled en route	1
	<i>Total Incidents for Lawrence - Township.</i>	2
<b>Red Arrow Highway - Red Arrow Highway</b>		
	311 - Medical assist, assist EMS crew	2
	321 - EMS call, excluding vehicle accident with injury	1
	611 - Dispatched & cancelled en route	1
	631 - Authorized controlled burning	1
	651 - Smoke scare, odor of smoke	1
	<i>Total Incidents for Red Arrow Highway - Red Arrow Highway.</i>	6
<b>Total Count for all Zone:</b>		<b>57</b>

Zone information is defined on the Basic Info 3 screen of an incident.  
Only REVIEWED incidents included.

