

Hartford Fire Department

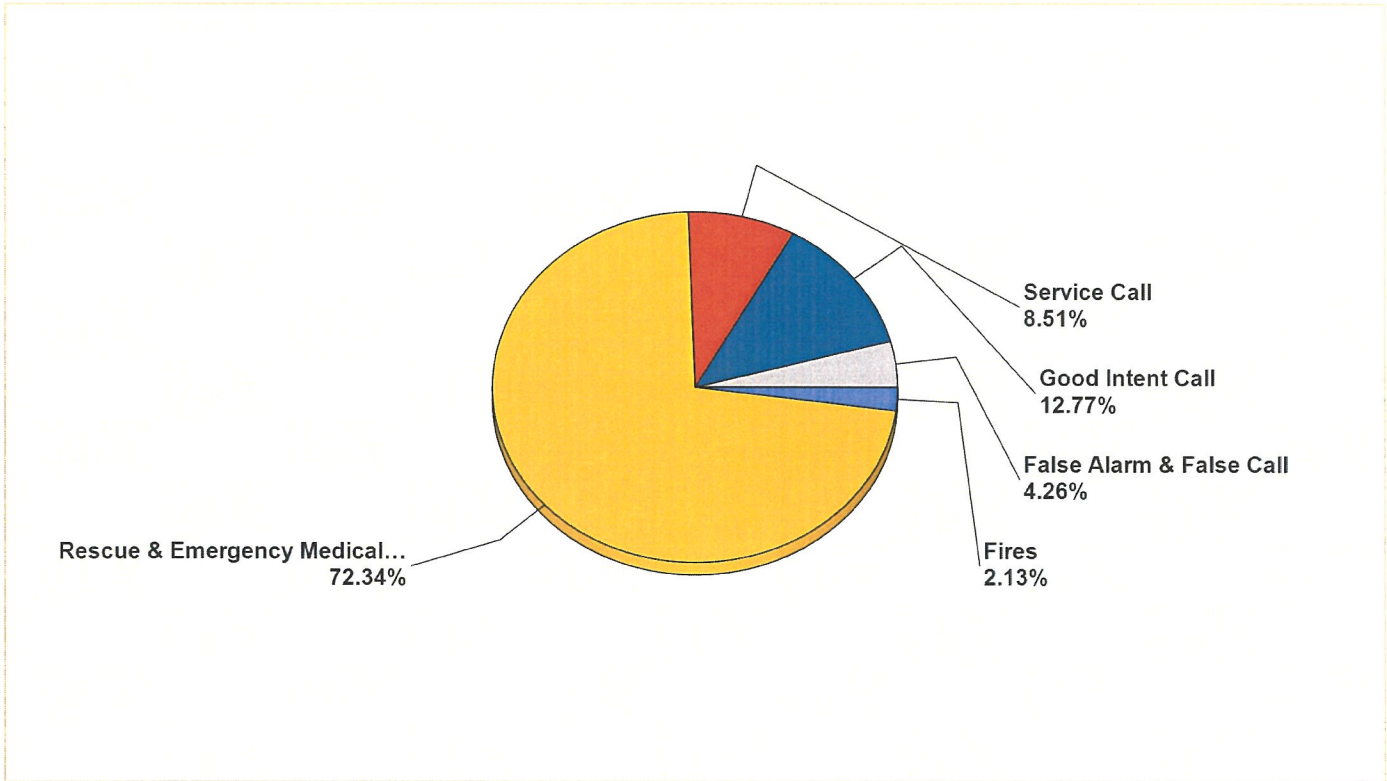
Hartford, MI

This report was generated on 5/2/2022 1:23:58 PM



Breakdown by Major Incident Types for Date Range

Zone(s): All Zones | Start Date: 04/01/2022 | End Date: 04/30/2022



MAJOR INCIDENT TYPE	# INCIDENTS	% of TOTAL
Fires	1	2.13%
Rescue & Emergency Medical Service	34	72.34%
Service Call	4	8.51%
Good Intent Call	6	12.77%
False Alarm & False Call	2	4.26%
TOTAL	47	100%

Only REVIEWED and/or LOCKED IMPORTED incidents are included. Summary results for a major incident type are not displayed if the count is zero.



Detailed Breakdown by Incident Type

INCIDENT TYPE	# INCIDENTS	% of TOTAL
131 - Passenger vehicle fire	1	2.13%
311 - Medical assist, assist EMS crew	10	21.28%
321 - EMS call, excluding vehicle accident with injury	21	44.68%
322 - Motor vehicle accident with injuries	2	4.26%
324 - Motor vehicle accident with no injuries.	1	2.13%
500 - Service Call, other	3	6.38%
531 - Smoke or odor removal	1	2.13%
600 - Good intent call, other	2	4.26%
611 - Dispatched & cancelled en route	4	8.51%
743 - Smoke detector activation, no fire - unintentional	2	4.26%
TOTAL INCIDENTS:	47	100%

Only REVIEWED and/or LOCKED IMPORTED incidents are included. Summary results for a major incident type are not displayed if the count is zero.

Hartford Fire Department

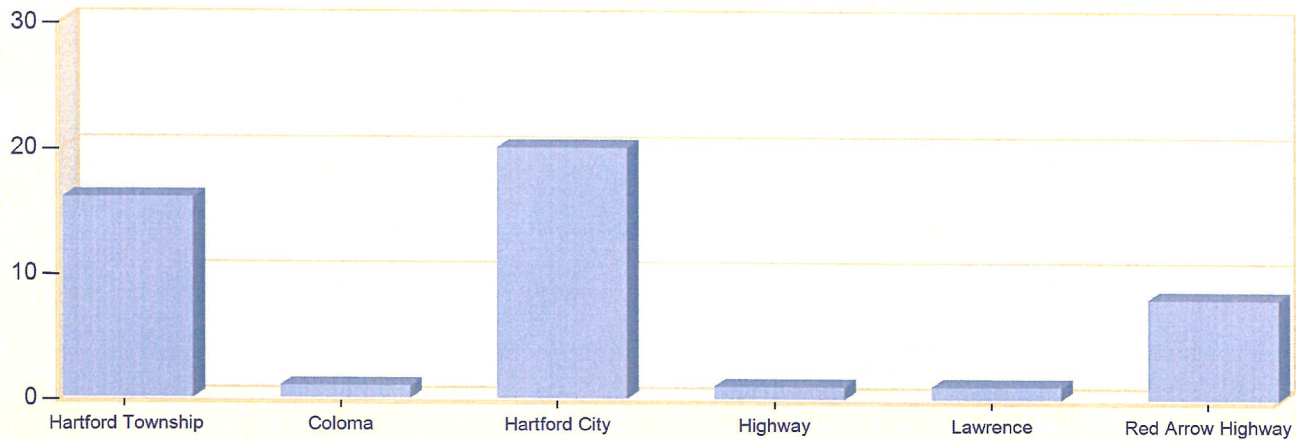
Hartford, MI

This report was generated on 5/2/2022 1:25:41 PM



Incident Type Count per Zone for Date Range

Start Date: 04/01/2022 | End Date: 04/30/2022



ZONES	INCIDENT TYPE	COUNT
Hartford Township - Hartford		
	311 - Medical assist, assist EMS crew	7
	321 - EMS call, excluding vehicle accident with injury	5
	600 - Good intent call, other	1
	611 - Dispatched & cancelled en route	3
	<i>Total Incidents for Hartford Township - Hartford:</i>	16
Coloma - Coloma		
	611 - Dispatched & cancelled en route	1
	<i>Total Incidents for Coloma - Coloma:</i>	1
Hartford City - Hartford		
	311 - Medical assist, assist EMS crew	1
	321 - EMS call, excluding vehicle accident with injury	12
	500 - Service Call, other	3
	531 - Smoke or odor removal	1
	600 - Good intent call, other	1
	743 - Smoke detector activation, no fire - unintentional	2
	<i>Total Incidents for Hartford City - Hartford:</i>	20
Highway - I 94		
	131 - Passenger vehicle fire	1
	<i>Total Incidents for Highway - I 94:</i>	1
Lawrence - Township		

Zone information is defined on the Basic Info 3 screen of an incident.
Only REVIEWED incidents included.



ZONES	INCIDENT TYPE	COUNT
	322 - Motor vehicle accident with injuries	1
	<i>Total Incidents for Lawrence - Township.</i>	1
Red Arrow Highway - Red Arrow Highway		
	311 - Medical assist, assist EMS crew	2
	321 - EMS call, excluding vehicle accident with injury	4
	322 - Motor vehicle accident with injuries	1
	324 - Motor vehicle accident with no injuries.	1
	<i>Total Incidents for Red Arrow Highway - Red Arrow Highway.</i>	8
Total Count for all Zone:		47

Zone information is defined on the Basic Info 3 screen of an incident.
Only REVIEWED incidents included.



Hartford Fire Department

Hartford, MI

This report was generated on 5/2/2022 1:28:02 PM



Incident Count per User-Defined Fields for Date Range

Start Date: 04/01/2022 | End Date: 04/30/2022

ANSWERS	# INCIDENTS
USER-DEFINED FIELD: Dispatch Priority (Required)	
1	26
2	14
3	7

USER-DEFINED FIELD: Lift Assist (Required)	
No	43
Yes	4

Only User-Defined values selected in the CUSTOM field of an incident Included. Only REVIEWED incidents included in count.

Hartford Fire Department

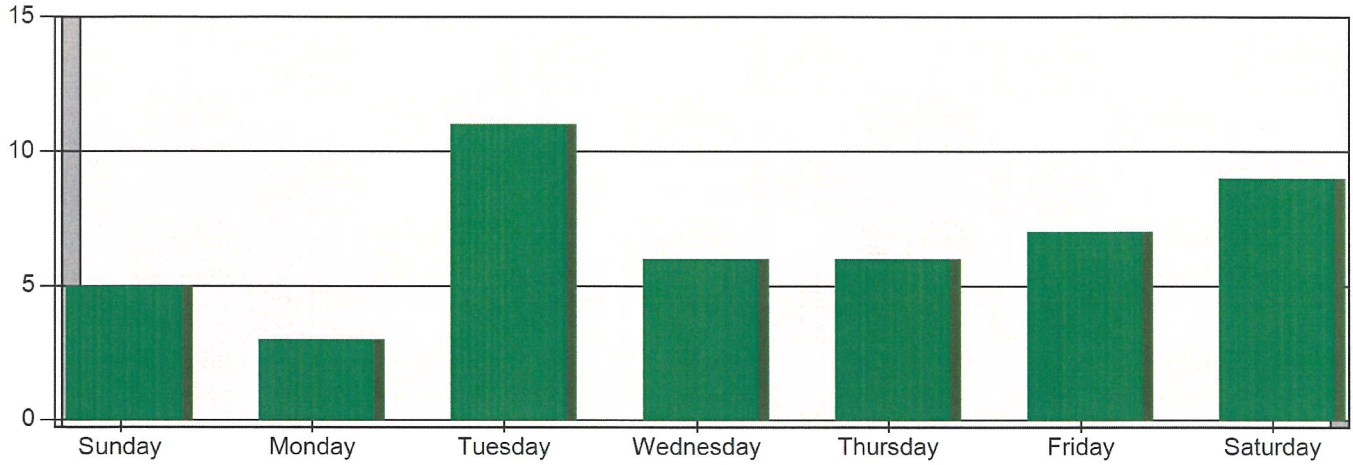
Hartford, MI

This report was generated on 5/2/2022 1:29:48 PM



Incidents by Day of the Week for Date Range

Start Incident Type: 100 | End Incident Type: 911 | Start Date: 04/01/2022 | End Date: 04/30/2022



DAY OF THE WEEK	# INCIDENTS
Sunday	5
Monday	3
Tuesday	11
Wednesday	6
Thursday	6
Friday	7
Saturday	9

TOTAL

47

Only Reviewed incidents included.

