

Hartford Fire Department

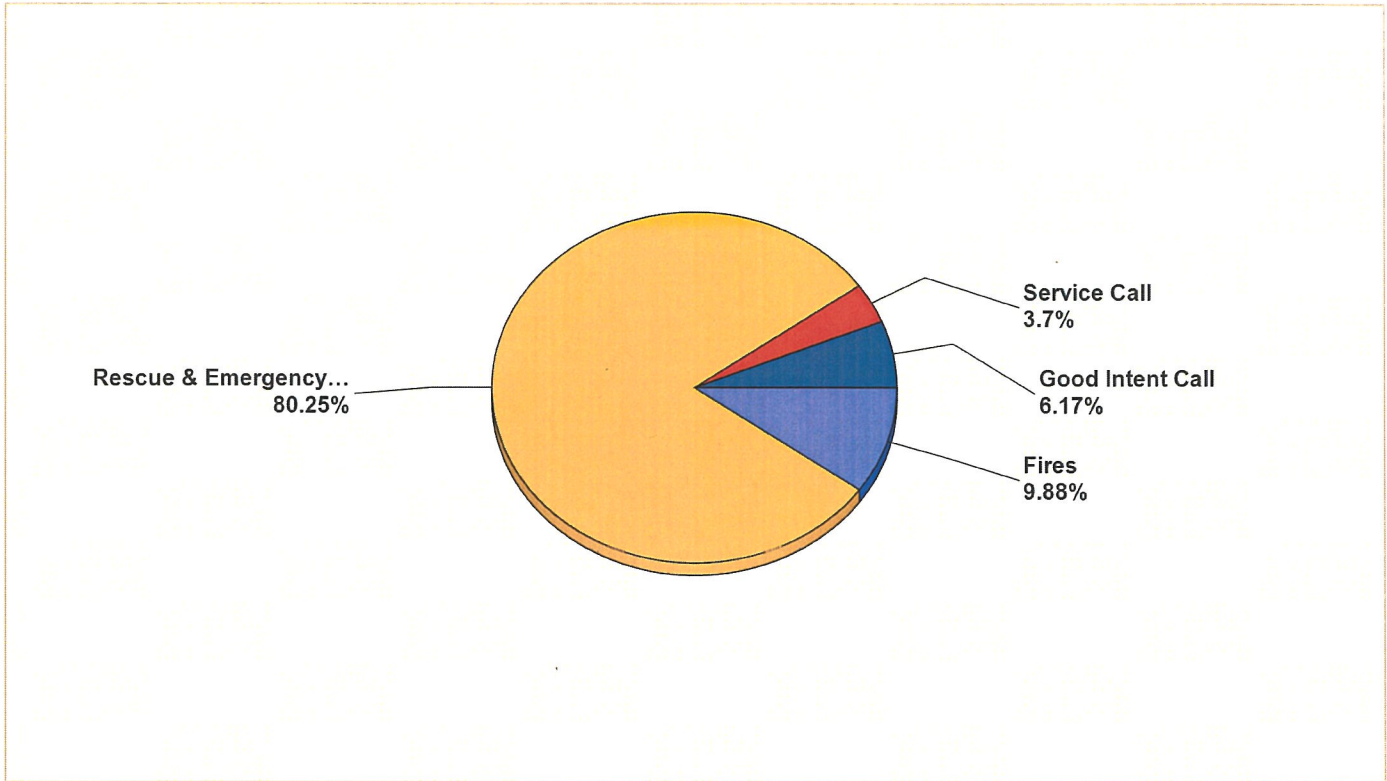
Hartford, MI

This report was generated on 4/1/2021 1:03:54 PM



Breakdown by Major Incident Types for Date Range

Zone(s): All Zones | Start Date: 03/01/2021 | End Date: 03/31/2021



MAJOR INCIDENT TYPE	# INCIDENTS	% of TOTAL
Fires	8	9.88%
Rescue & Emergency Medical Service	65	80.25%
Service Call	3	3.7%
Good Intent Call	5	6.17%
TOTAL	81	100%

Only REVIEWED and/or LOCKED IMPORTED incidents are included. Summary results for a major incident type are not displayed if the count is zero.



Detailed Breakdown by Incident Type

INCIDENT TYPE	# INCIDENTS	% of TOTAL
111 - Building fire	2	2.47%
142 - Brush or brush-and-grass mixture fire	4	4.94%
143 - Grass fire	1	1.23%
151 - Outside rubbish, trash or waste fire	1	1.23%
311 - Medical assist, assist EMS crew	17	20.99%
321 - EMS call, excluding vehicle accident with injury	46	56.79%
324 - Motor vehicle accident with no injuries.	2	2.47%
500 - Service Call, other	1	1.23%
551 - Assist police or other governmental agency	2	2.47%
611 - Dispatched & cancelled en route	4	4.94%
631 - Authorized controlled burning	1	1.23%
TOTAL INCIDENTS:	81	100%

Only REVIEWED and/or LOCKED IMPORTED incidents are included. Summary results for a major incident type are not displayed if the count is zero.



Hartford Fire Department

Hartford, MI

This report was generated on 4/1/2021 1:08:49 PM



Incident Count per User-Defined Fields for Date Range

Start Date: 03/01/2021 | End Date: 03/31/2021

ANSWERS	# INCIDENTS
USER-DEFINED FIELD: Dispatch Priority (Required)	
1	47
2	20
3	14

Only User-Defined values selected in the CUSTOM field of an incident Included. Only REVIEWED incidents included in count.



emergencyreporting.com

Doc Id: 805

Page # 1 of 1

Hartford Fire Department

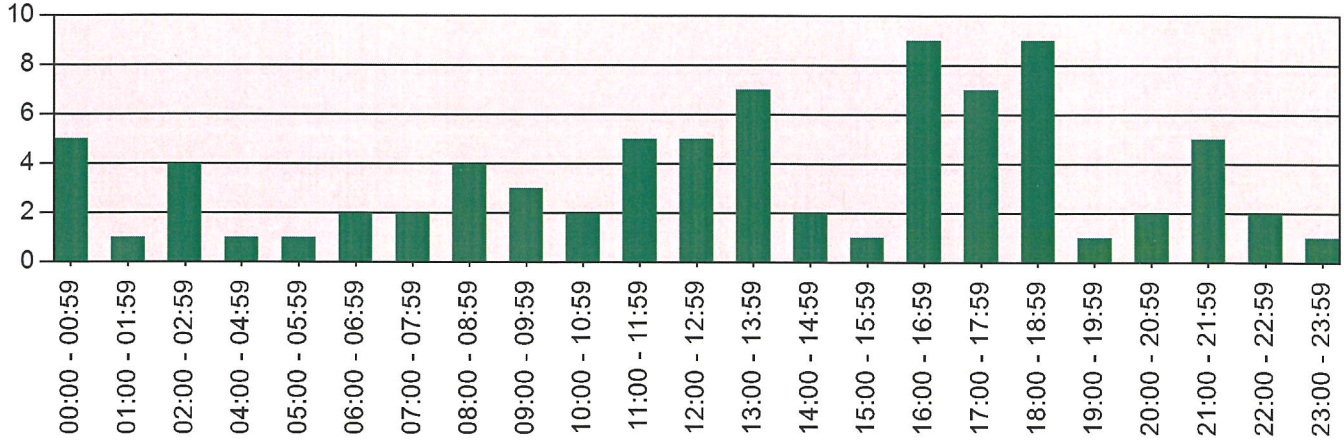


Hartford, MI

This report was generated on 4/1/2021 1:08:03 PM

Incidents per Hour for Incident Type Range for Date Range

Start Incident Type: 100 | End Incident Type: 911 | Start Date: 03/01/2021 | End Date: 03/31/2021



Hour	# of Calls
00:00 - 00:59	5
01:00 - 01:59	1
02:00 - 02:59	4
04:00 - 04:59	1
05:00 - 05:59	1
06:00 - 06:59	2
07:00 - 07:59	2
08:00 - 08:59	4
09:00 - 09:59	3
10:00 - 10:59	2
11:00 - 11:59	5
12:00 - 12:59	5
13:00 - 13:59	7
14:00 - 14:59	2
15:00 - 15:59	1
16:00 - 16:59	9
17:00 - 17:59	7
18:00 - 18:59	9
19:00 - 19:59	1
20:00 - 20:59	2
21:00 - 21:59	5
22:00 - 22:59	2
23:00 - 23:59	1
TOTAL:	81

Only REVIEWED incidents included.



Hartford Fire Department

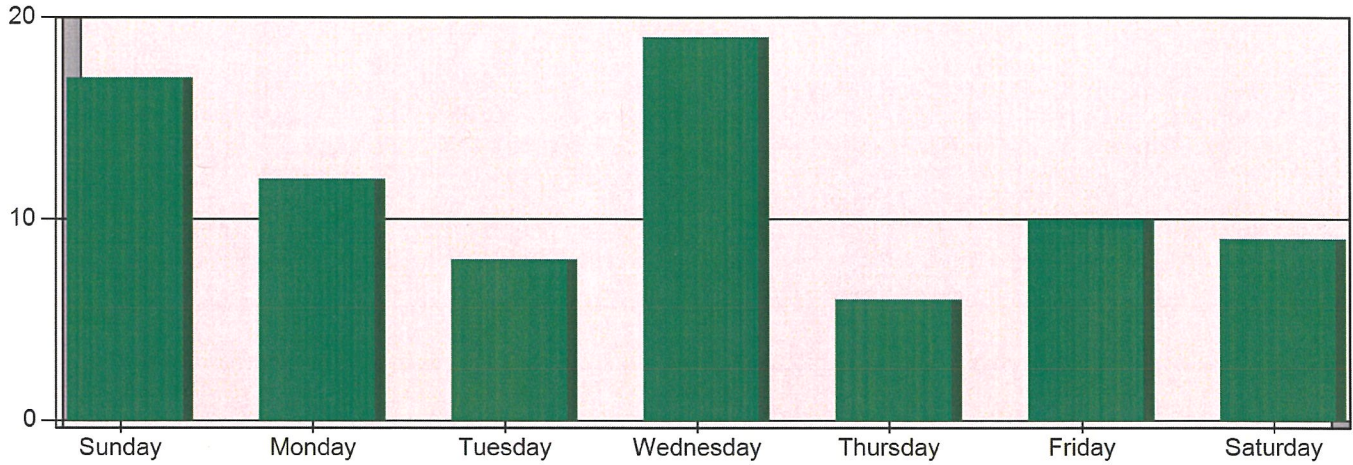
Hartford, MI

This report was generated on 4/1/2021 1:07:27 PM



Incidents by Day of the Week for Date Range

Start Incident Type: 100 | End Incident Type: 911 | Start Date: 03/01/2021 | End Date: 03/31/2021



DAY OF THE WEEK	# INCIDENTS
Sunday	17
Monday	12
Tuesday	8
Wednesday	19
Thursday	6
Friday	10
Saturday	9

TOTAL

81

Only Reviewed incidents included.



emergencyreporting.com

Doc Id: 1284

Page # 1 of 1

Hartford Fire Department

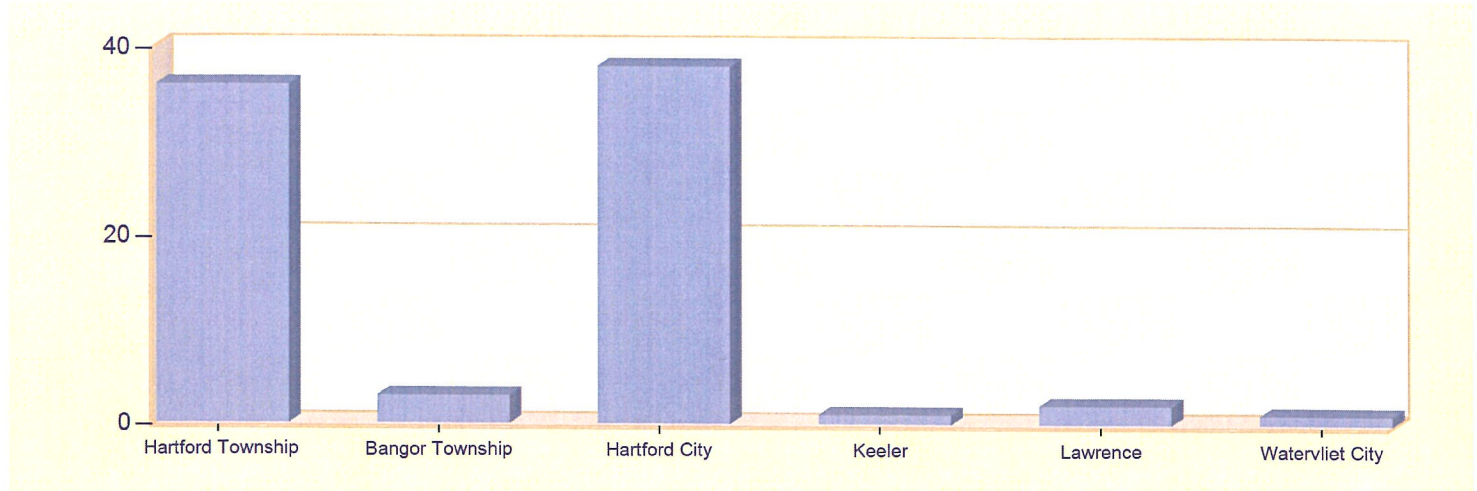


Hartford, MI

This report was generated on 4/1/2021 1:06:23 PM

Incident Type Count per Zone for Date Range

Start Date: 03/01/2021 | End Date: 03/31/2021



ZONES	INCIDENT TYPE	COUNT
Hartford Township - Hartford		
	142 - Brush or brush-and-grass mixture fire	2
	143 - Grass fire	1
	151 - Outside rubbish, trash or waste fire	1
	311 - Medical assist, assist EMS crew	7
	321 - EMS call, excluding vehicle accident with injury	19
	324 - Motor vehicle accident with no injuries.	2
	551 - Assist police or other governmental agency	1
	611 - Dispatched & cancelled en route	2
	631 - Authorized controlled burning	1
	<i>Total Incidents for Hartford Township - Hartford:</i>	36
Bangor Township - Bangor		
	311 - Medical assist, assist EMS crew	1
	321 - EMS call, excluding vehicle accident with injury	2
	<i>Total Incidents for Bangor Township - Bangor:</i>	3
Hartford City - Hartford		
	142 - Brush or brush-and-grass mixture fire	1
	311 - Medical assist, assist EMS crew	9
	321 - EMS call, excluding vehicle accident with injury	25
	500 - Service Call, other	1
	551 - Assist police or other governmental agency	1

Zone information is defined on the Basic Info 3 screen of an incident.
Only REVIEWED incidents included.



ZONES	INCIDENT TYPE	COUNT
	611 - Dispatched & cancelled en route	1
	<i>Total Incidents for Hartford City - Hartford:</i>	38
Keeler - Township		
	611 - Dispatched & cancelled en route	1
	<i>Total Incidents for Keeler - Township:</i>	1
Lawrence - Township		
	111 - Building fire	1
	142 - Brush or brush-and-grass mixture fire	1
	<i>Total Incidents for Lawrence - Township:</i>	2
Watervliet City - Watervliet		
	111 - Building fire	1
	<i>Total Incidents for Watervliet City - Watervliet:</i>	1
		<i>Total Count for all Zone:</i>
		81

Zone information is defined on the Basic Info 3 screen of an incident.
Only REVIEWED incidents included.

