

# Hartford Fire Department

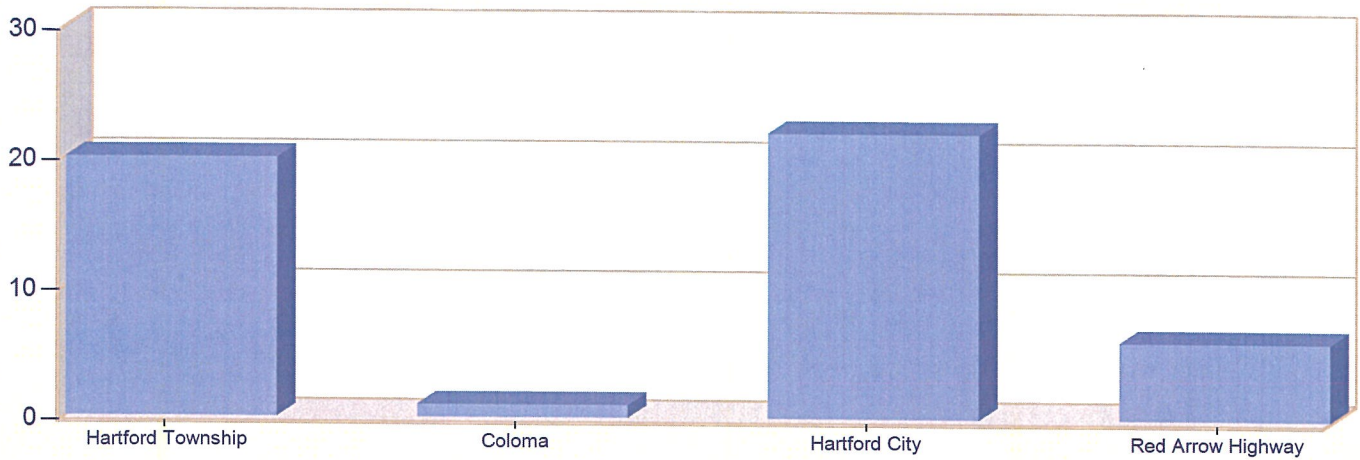
Hartford, MI

This report was generated on 10/2/2022 6:06:54 AM



## Incident Type Count per Zone for Date Range

Start Date: 09/01/2022 | End Date: 09/30/2022



ZONES	INCIDENT TYPE	COUNT
<b>Hartford Township - Hartford</b>		
	131 - Passenger vehicle fire	1
	311 - Medical assist, assist EMS crew	7
	321 - EMS call, excluding vehicle accident with injury	8
	322 - Motor vehicle accident with injuries	1
	324 - Motor vehicle accident with no injuries.	1
	412 - Gas leak (natural gas or LPG)	1
	611 - Dispatched & cancelled en route	1
	<i>Total Incidents for Hartford Township - Hartford:</i>	<i>20</i>
<b>Coloma - Coloma</b>		
	611 - Dispatched & cancelled en route	1
	<i>Total Incidents for Coloma - Coloma:</i>	<i>1</i>
<b>Hartford City - Hartford</b>		
	113 - Cooking fire, confined to container	1
	311 - Medical assist, assist EMS crew	5
	321 - EMS call, excluding vehicle accident with injury	12
	322 - Motor vehicle accident with injuries	1
	424 - Carbon monoxide incident	1
	554 - Assist invalid	1
	746 - Carbon monoxide detector activation, no CO	1
	<i>Total Incidents for Hartford City - Hartford:</i>	<i>22</i>

Zone information is defined on the Basic Info 3 screen of an incident.  
Only REVIEWED incidents included.



ZONES	INCIDENT TYPE	COUNT
<b>Red Arrow Highway - Red Arrow Highway</b>		
	311 - Medical assist, assist EMS crew	3
	500 - Service Call, other	2
	651 - Smoke scare, odor of smoke	1
	<i>Total Incidents for Red Arrow Highway - Red Arrow Highway:</i>	6
<i>Total Count for all Zone:</i>		<b>49</b>

Zone information is defined on the Basic Info 3 screen of an incident.  
Only REVIEWED incidents included.



# Hartford Fire Department

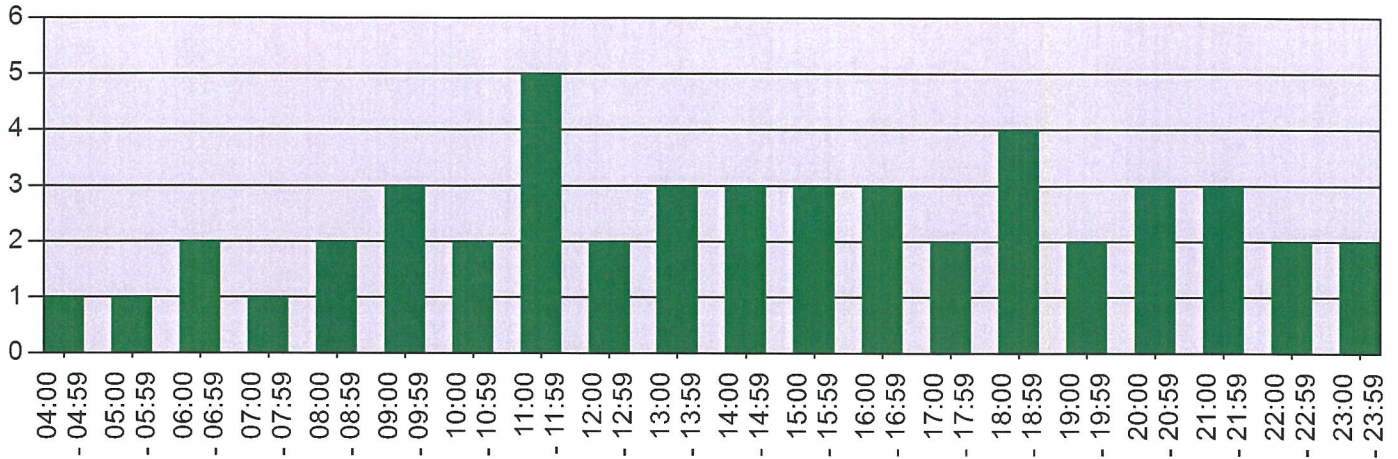
Hartford, MI

This report was generated on 10/2/2022 6:08:22 AM



## Incidents per Hour for Incident Type Range for Date Range

Start Incident Type: 100 | End Incident Type: 911 | Start Date: 09/01/2022 | End Date: 09/30/2022



Hour	# of CALLS
04:00 - 04:59	1
05:00 - 05:59	1
06:00 - 06:59	2
07:00 - 07:59	1
08:00 - 08:59	2
09:00 - 09:59	3
10:00 - 10:59	2
11:00 - 11:59	5
12:00 - 12:59	2
13:00 - 13:59	3
14:00 - 14:59	3
15:00 - 15:59	3
16:00 - 16:59	3
17:00 - 17:59	2
18:00 - 18:59	4
19:00 - 19:59	2
20:00 - 20:59	3
21:00 - 21:59	3
22:00 - 22:59	2
23:00 - 23:59	2
<b>TOTAL:</b>	<b>49</b>

Only REVIEWED incidents included.



# Hartford Fire Department

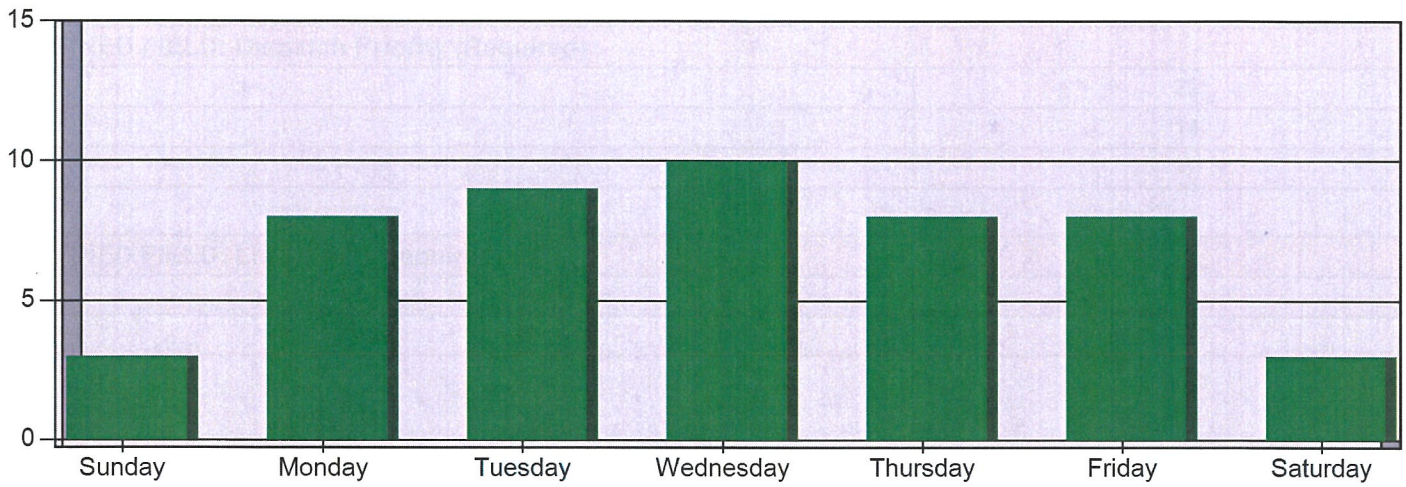
Hartford, MI

This report was generated on 10/2/2022 6:07:55 AM



## Incidents by Day of the Week for Date Range

Start Incident Type: 100 | End Incident Type: 911 | Start Date: 09/01/2022 | End Date: 09/30/2022



DAY OF THE WEEK	# INCIDENTS
Sunday	3
Monday	8
Tuesday	9
Wednesday	10
Thursday	8
Friday	8
Saturday	3

**TOTAL**

**49**

Only Reviewed incidents included.



emergencyreporting.com

Doc Id: 1284

Page # 1 of 1

# Hartford Fire Department

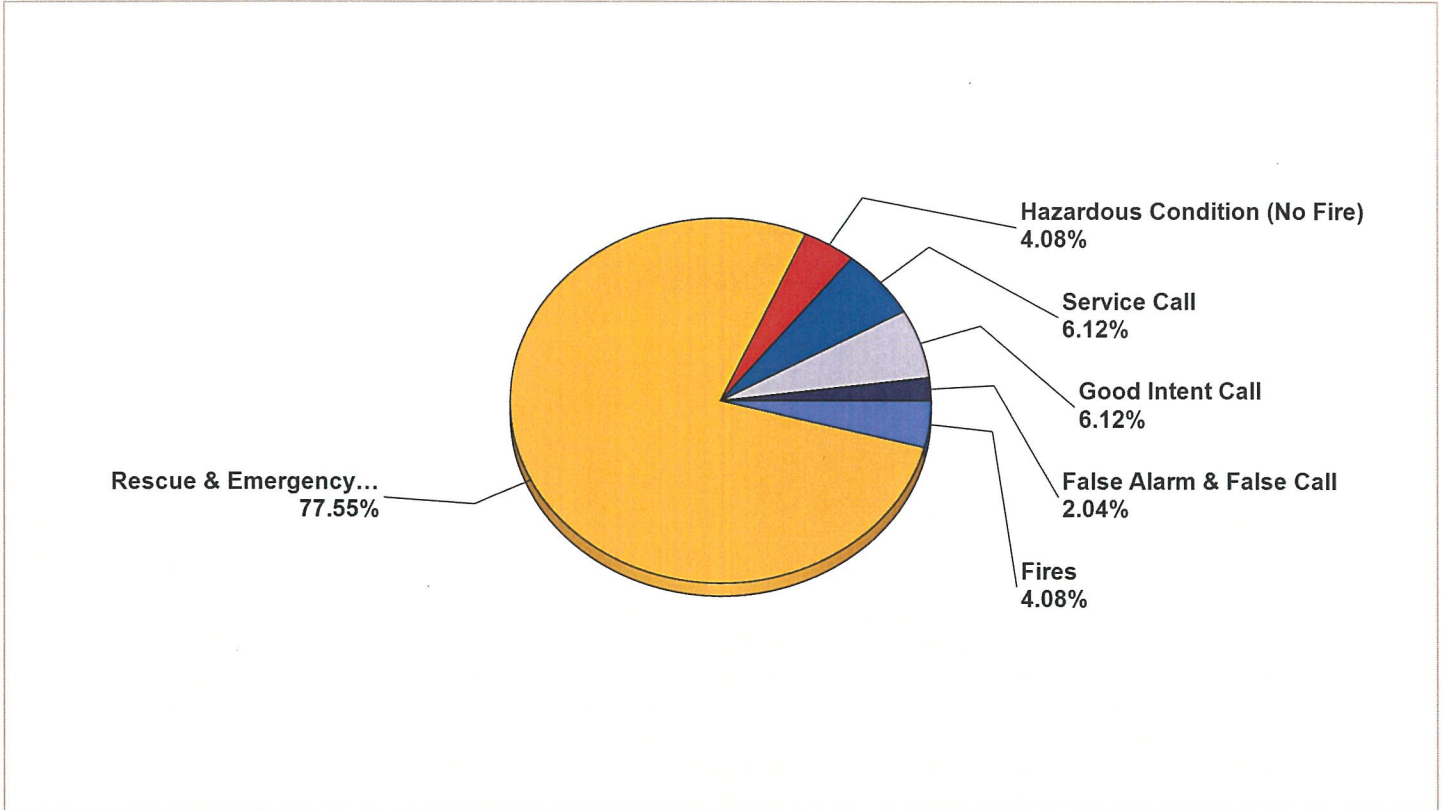
Hartford, MI

This report was generated on 10/2/2022 6:04:26 AM



## Breakdown by Major Incident Types for Date Range

Zone(s): All Zones | Start Date: 09/01/2022 | End Date: 09/30/2022



MAJOR INCIDENT TYPE	# INCIDENTS	% of TOTAL
Fires	2	4.08%
Rescue & Emergency Medical Service	38	77.55%
Hazardous Condition (No Fire)	2	4.08%
Service Call	3	6.12%
Good Intent Call	3	6.12%
False Alarm & False Call	1	2.04%
<b>TOTAL</b>	<b>49</b>	<b>100%</b>

Only REVIEWED and/or LOCKED IMPORTED incidents are included. Summary results for a major incident type are not displayed if the count is zero.



emergencyreporting.com

Doc Id: 553

Page # 1 of 2

### Detailed Breakdown by Incident Type

INCIDENT TYPE	# INCIDENTS	% of TOTAL
113 - Cooking fire, confined to container	1	2.04%
131 - Passenger vehicle fire	1	2.04%
311 - Medical assist, assist EMS crew	15	30.61%
321 - EMS call, excluding vehicle accident with injury	20	40.82%
322 - Motor vehicle accident with injuries	2	4.08%
324 - Motor vehicle accident with no injuries.	1	2.04%
412 - Gas leak (natural gas or LPG)	1	2.04%
424 - Carbon monoxide incident	1	2.04%
500 - Service Call, other	2	4.08%
554 - Assist invalid	1	2.04%
611 - Dispatched & cancelled en route	2	4.08%
651 - Smoke scare, odor of smoke	1	2.04%
746 - Carbon monoxide detector activation, no CO	1	2.04%
<b>TOTAL INCIDENTS:</b>	<b>49</b>	<b>100%</b>

Only REVIEWED and/or LOCKED IMPORTED incidents are included. Summary results for a major incident type are not displayed if the count is zero.

