

Hartford Fire Department

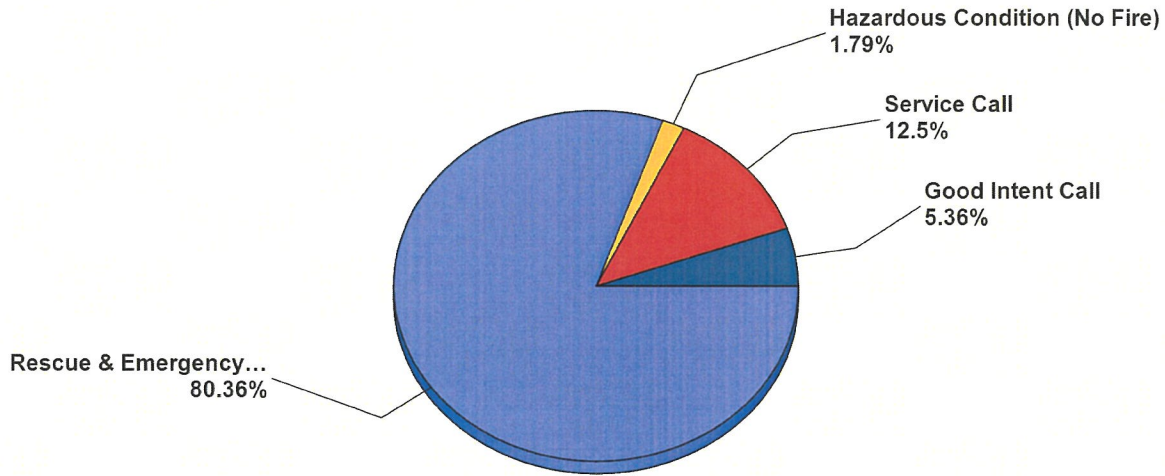
Hartford, MI

This report was generated on 4/1/2022 7:55:51 AM



Breakdown by Major Incident Types for Date Range

Zone(s): All Zones | Start Date: 03/01/2022 | End Date: 03/31/2022



MAJOR INCIDENT TYPE	# INCIDENTS	% of TOTAL
Rescue & Emergency Medical Service	45	80.36%
Hazardous Condition (No Fire)	1	1.79%
Service Call	7	12.5%
Good Intent Call	3	5.36%
TOTAL	56	100%

Only REVIEWED and/or LOCKED IMPORTED incidents are included. Summary results for a major incident type are not displayed if the count is zero.



Detailed Breakdown by Incident Type

INCIDENT TYPE	# INCIDENTS	% of TOTAL
311 - Medical assist, assist EMS crew	11	19.64%
321 - EMS call, excluding vehicle accident with injury	30	53.57%
322 - Motor vehicle accident with injuries	1	1.79%
324 - Motor vehicle accident with no injuries.	3	5.36%
444 - Power line down	1	1.79%
500 - Service Call, other	4	7.14%
531 - Smoke or odor removal	3	5.36%
600 - Good intent call, other	1	1.79%
611 - Dispatched & cancelled en route	2	3.57%
TOTAL INCIDENTS:	56	100%

Only REVIEWED and/or LOCKED IMPORTED incidents are included. Summary results for a major incident type are not displayed if the count is zero.



Hartford Fire Department

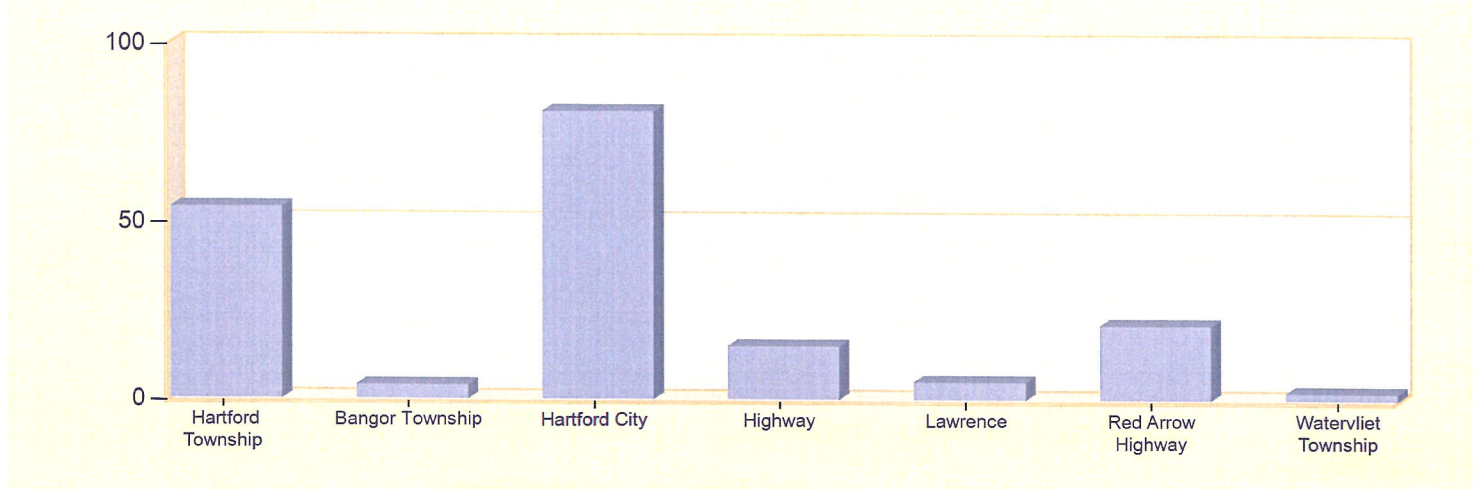
Hartford, MI

This report was generated on 4/1/2022 8:02:35 AM



Incident Type Count per Zone for Date Range

Start Date: 01/01/2022 | End Date: 03/31/2022



ZONES	INCIDENT TYPE	COUNT
Hartford Township - Hartford		
	111 - Building fire	1
	142 - Brush or brush-and-grass mixture fire	1
	311 - Medical assist, assist EMS crew	6
	321 - EMS call, excluding vehicle accident with injury	30
	324 - Motor vehicle accident with no injuries.	1
	444 - Power line down	2
	500 - Service Call, other	5
	531 - Smoke or odor removal	2
	551 - Assist police or other governmental agency	1
	600 - Good intent call, other	2
	611 - Dispatched & cancelled en route	2
	651 - Smoke scare, odor of smoke	1
	<i>Total Incidents for Hartford Township - Hartford.</i>	54
Bangor Township - Bangor		
	321 - EMS call, excluding vehicle accident with injury	4
	<i>Total Incidents for Bangor Township - Bangor.</i>	4
Hartford City - Hartford		
	111 - Building fire	1
	113 - Cooking fire, confined to container	1
	311 - Medical assist, assist EMS crew	10

Zone information is defined on the Basic Info 3 screen of an incident.
Only REVIEWED incidents included.



ZONES	INCIDENT TYPE	COUNT
	321 - EMS call, excluding vehicle accident with injury	57
	322 - Motor vehicle accident with injuries	1
	324 - Motor vehicle accident with no injuries.	1
	412 - Gas leak (natural gas or LPG)	1
	500 - Service Call, other	5
	531 - Smoke or odor removal	1
	600 - Good intent call, other	3
	<i>Total Incidents for Hartford City - Hartford:</i>	<i>81</i>
Highway - I 94		
	321 - EMS call, excluding vehicle accident with injury	1
	322 - Motor vehicle accident with injuries	4
	324 - Motor vehicle accident with no injuries.	6
	611 - Dispatched & cancelled en route	4
	<i>Total Incidents for Highway - I 94:</i>	<i>15</i>
Lawrence - Township		
	111 - Building fire	3
	321 - EMS call, excluding vehicle accident with injury	1
	611 - Dispatched & cancelled en route	1
	<i>Total Incidents for Lawrence - Township:</i>	<i>5</i>
Red Arrow Highway - Red Arrow Highway		
	118 - Trash or rubbish fire, contained	1
	150 - Outside rubbish fire, other	1
	311 - Medical assist, assist EMS crew	7
	321 - EMS call, excluding vehicle accident with injury	7
	322 - Motor vehicle accident with injuries	1
	324 - Motor vehicle accident with no injuries.	1
	500 - Service Call, other	2
	611 - Dispatched & cancelled en route	1
	<i>Total Incidents for Red Arrow Highway - Red Arrow Highway:</i>	<i>21</i>
Watervliet Township - Watervliet		
	111 - Building fire	1
	611 - Dispatched & cancelled en route	1
	<i>Total Incidents for Watervliet Township - Watervliet:</i>	<i>2</i>
	<i>Total Count for all Zone:</i>	<i>182</i>

Zone information is defined on the Basic Info 3 screen of an incident.
Only REVIEWED incidents included.



Hartford Fire Department

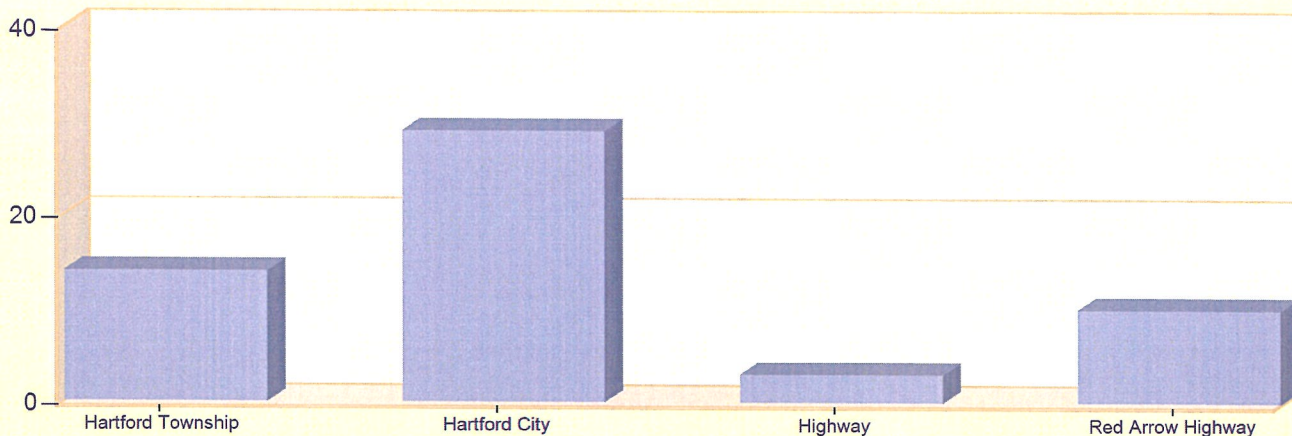
Hartford, MI

This report was generated on 4/1/2022 8:01:44 AM



Incident Type Count per Zone for Date Range

Start Date: 03/01/2022 | End Date: 03/31/2022



ZONES	INCIDENT TYPE	COUNT
Hartford Township - Hartford		
	311 - Medical assist, assist EMS crew	3
	321 - EMS call, excluding vehicle accident with injury	7
	444 - Power line down	1
	531 - Smoke or odor removal	2
	611 - Dispatched & cancelled en route	1
	<i>Total Incidents for Hartford Township - Hartford.</i>	14
Hartford City - Hartford		
	311 - Medical assist, assist EMS crew	4
	321 - EMS call, excluding vehicle accident with injury	19
	322 - Motor vehicle accident with injuries	1
	500 - Service Call, other	3
	531 - Smoke or odor removal	1
	600 - Good intent call, other	1
	<i>Total Incidents for Hartford City - Hartford.</i>	29
Highway - I 94		
	321 - EMS call, excluding vehicle accident with injury	1
	324 - Motor vehicle accident with no injuries.	2
	<i>Total Incidents for Highway - I 94.</i>	3
Red Arrow Highway - Red Arrow Highway		
	311 - Medical assist, assist EMS crew	4

Zone information is defined on the Basic Info 3 screen of an incident.
Only REVIEWED incidents included.



ZONES	INCIDENT TYPE	COUNT
	321 - EMS call, excluding vehicle accident with injury	3
	324 - Motor vehicle accident with no injuries.	1
	500 - Service Call, other	1
	611 - Dispatched & cancelled en route	1
	<i>Total Incidents for Red Arrow Highway - Red Arrow Highway.</i>	<i>10</i>
	Total Count for all Zone:	56

Zone information is defined on the Basic Info 3 screen of an incident.
Only REVIEWED incidents included.



Hartford Fire Department

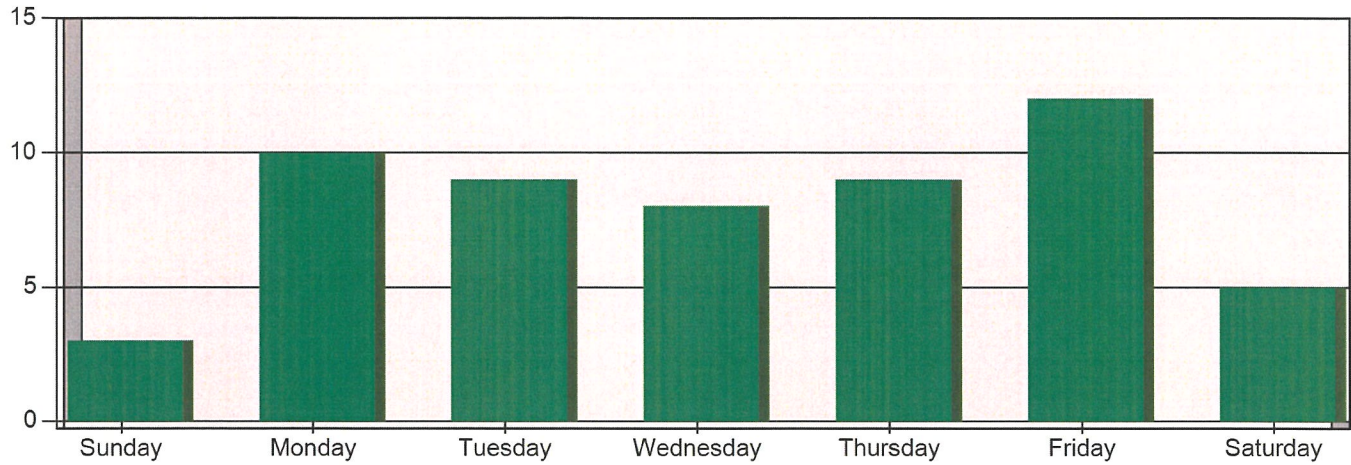
Hartford, MI

This report was generated on 4/1/2022 7:59:09 AM



Incidents by Day of the Week for Date Range

Start Incident Type: 100 | End Incident Type: 911 | Start Date: 03/01/2022 | End Date: 03/31/2022



DAY OF THE WEEK	# INCIDENTS
Sunday	3
Monday	10
Tuesday	9
Wednesday	8
Thursday	9
Friday	12
Saturday	5

TOTAL

56

Only Reviewed incidents included.



Hartford Fire Department

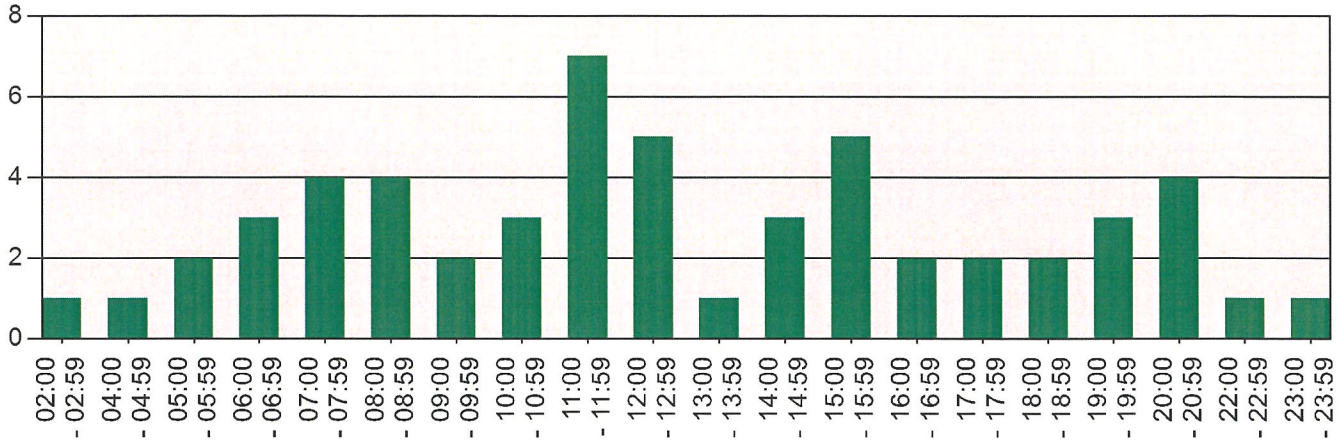
Hartford, MI

This report was generated on 4/1/2022 7:59:49 AM



Incidents per Hour for Incident Type Range for Date Range

Start Incident Type: 100 | End Incident Type: 911 | Start Date: 03/01/2022 | End Date: 03/31/2022



HOUR	# of CALLS
02:00 - 02:59	1
04:00 - 04:59	1
05:00 - 05:59	2
06:00 - 06:59	3
07:00 - 07:59	4
08:00 - 08:59	4
09:00 - 09:59	2
10:00 - 10:59	3
11:00 - 11:59	7
12:00 - 12:59	5
13:00 - 13:59	1
14:00 - 14:59	3
15:00 - 15:59	5
16:00 - 16:59	2
17:00 - 17:59	2
18:00 - 18:59	2
19:00 - 19:59	3
20:00 - 20:59	4
22:00 - 22:59	1
23:00 - 23:59	1
TOTAL:	56

Only REVIEWED incidents included.



Hartford Fire Department

Hartford, MI

This report was generated on 4/1/2022 8:00:36 AM



Incident Count per User-Defined Fields for Date Range

Start Date: 03/01/2022 | End Date: 03/31/2022

ANSWERS	# INCIDENTS
USER-DEFINED FIELD: Dispatch Priority (Required)	
1	32
2	14
3	10

USER-DEFINED FIELD: Lift Assist (Required)	
No	51
Yes	5

Only User-Defined values selected in the CUSTOM field of an incident Included. Only REVIEWED incidents included in count.