

Hartford Fire Department

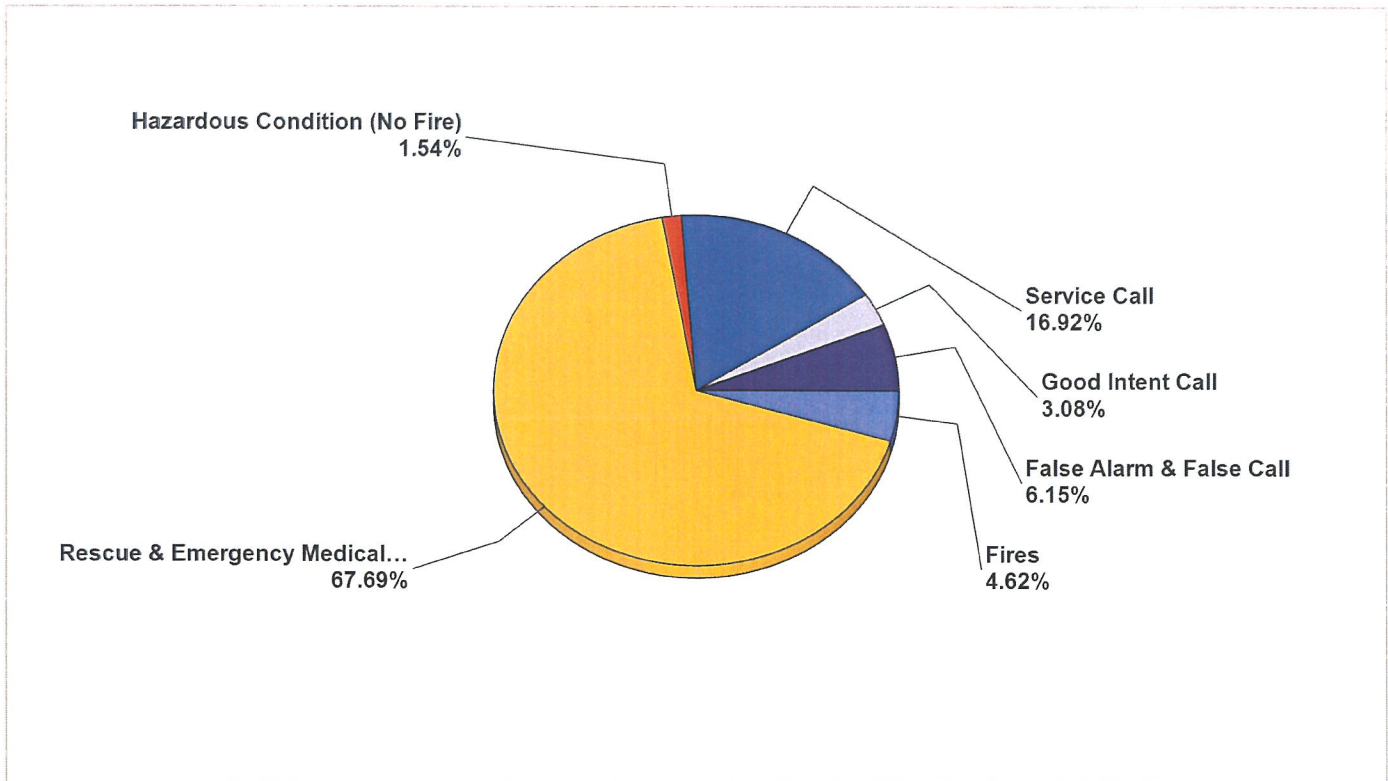
Hartford, MI

This report was generated on 7/3/2023 8:59:59 AM



Breakdown by Major Incident Types for Date Range

Zone(s): All Zones | Start Date: 06/01/2023 | End Date: 06/30/2023



MAJOR INCIDENT TYPE	# INCIDENTS	% of TOTAL
Fires	3	4.62%
Rescue & Emergency Medical Service	44	67.69%
Hazardous Condition (No Fire)	1	1.54%
Service Call	11	16.92%
Good Intent Call	2	3.08%
False Alarm & False Call	4	6.15%
TOTAL	65	100%

Only REVIEWED and/or LOCKED IMPORTED incidents are included. Summary results for a major incident type are not displayed if the count is zero.



emergencyreporting.com

Doc Id: 553

Page # 1 of 2

Detailed Breakdown by Incident Type

INCIDENT TYPE	# INCIDENTS	% of TOTAL
111 - Building fire	2	3.08%
151 - Outside rubbish, trash or waste fire	1	1.54%
311 - Medical assist, assist EMS crew	20	30.77%
321 - EMS call, excluding vehicle accident with injury	18	27.69%
322 - Motor vehicle accident with injuries	4	6.15%
324 - Motor vehicle accident with no injuries.	2	3.08%
444 - Power line down	1	1.54%
500 - Service Call, other	4	6.15%
551 - Assist police or other governmental agency	1	1.54%
554 - Assist invalid	5	7.69%
561 - Unauthorized burning	1	1.54%
611 - Dispatched & cancelled en route	1	1.54%
651 - Smoke scare, odor of smoke	1	1.54%
733 - Smoke detector activation due to malfunction	2	3.08%
735 - Alarm system sounded due to malfunction	1	1.54%
746 - Carbon monoxide detector activation, no CO	1	1.54%
TOTAL INCIDENTS:	65	100%

Only REVIEWED and/or LOCKED IMPORTED incidents are included. Summary results for a major incident type are not displayed if the count is zero.



Hartford Fire Department

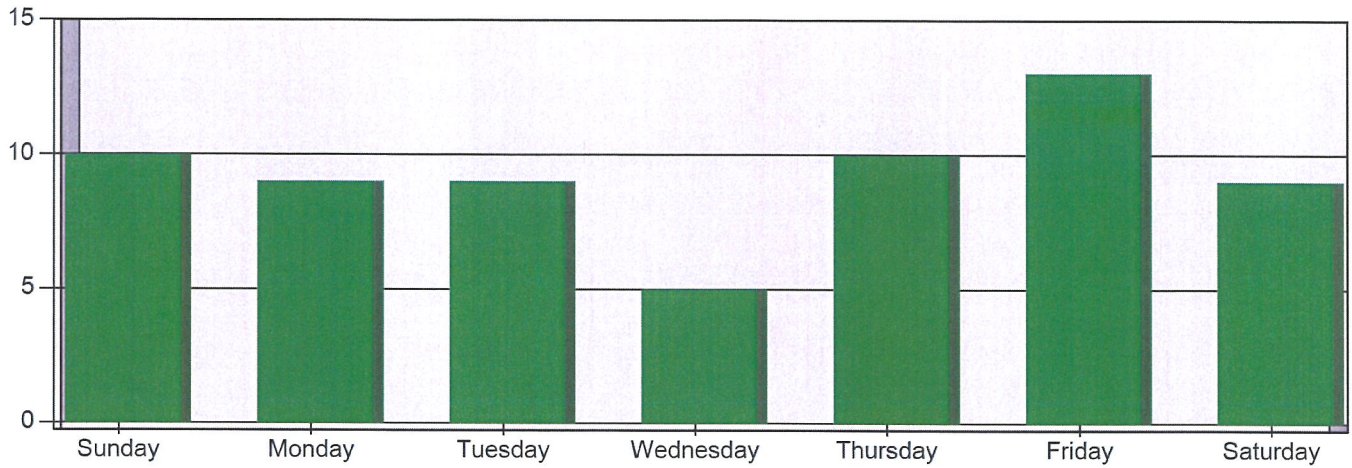
Hartford, MI

This report was generated on 7/3/2023 9:06:03 AM



Incidents by Day of the Week for Date Range

Start Incident Type: 100 | End Incident Type: 911 | Start Date: 06/01/2023 | End Date: 06/30/2023



DAY OF THE WEEK	# INCIDENTS
Sunday	10
Monday	9
Tuesday	9
Wednesday	5
Thursday	10
Friday	13
Saturday	9

TOTAL

65

Only Reviewed incidents included.



emergencyreporting.com

Doc Id: 1284

Page # 1 of 1

Hartford Fire Department

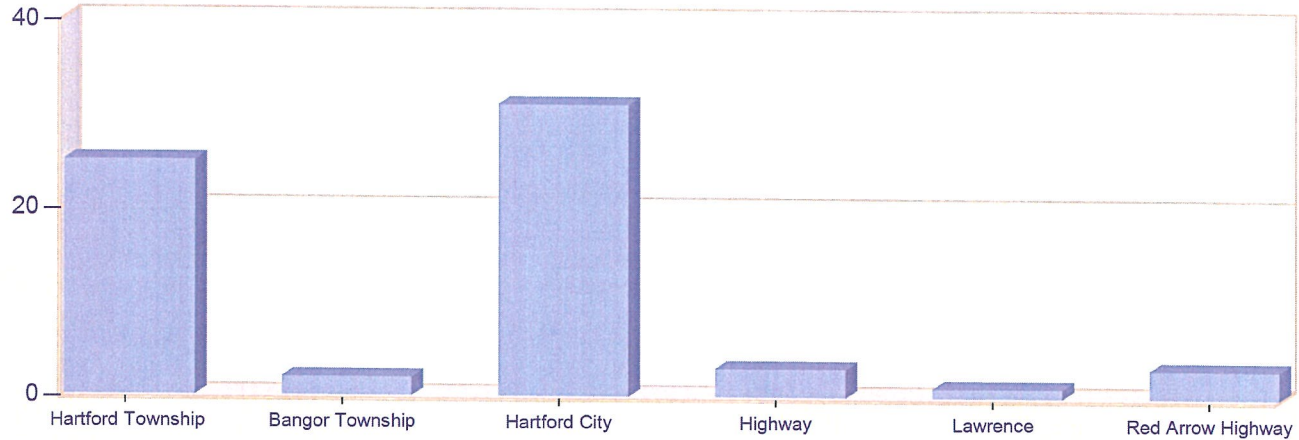
Hartford, MI

This report was generated on 7/3/2023 9:04:46 AM



Incident Type Count per Zone for Date Range

Start Date: 06/01/2023 | End Date: 06/30/2023



ZONES	INCIDENT TYPE	COUNT
Hartford Township - Hartford		
	151 - Outside rubbish, trash or waste fire	1
	311 - Medical assist, assist EMS crew	12
	321 - EMS call, excluding vehicle accident with injury	6
	444 - Power line down	1
	500 - Service Call, other	1
	554 - Assist invalid	1
	611 - Dispatched & cancelled en route	1
	733 - Smoke detector activation due to malfunction	1
	746 - Carbon monoxide detector activation, no CO	1
	<i>Total Incidents for Hartford Township - Hartford:</i>	25
Bangor Township - Bangor		
	311 - Medical assist, assist EMS crew	2
	<i>Total Incidents for Bangor Township - Bangor:</i>	2
Hartford City - Hartford		
	111 - Building fire	2
	311 - Medical assist, assist EMS crew	6
	321 - EMS call, excluding vehicle accident with injury	12
	500 - Service Call, other	3
	554 - Assist invalid	4
	561 - Unauthorized burning	1

Zone information is defined on the Basic Info 3 screen of an incident.
Only REVIEWED incidents included.



ZONES	INCIDENT TYPE	COUNT
	651 - Smoke scare, odor of smoke	1
	733 - Smoke detector activation due to malfunction	1
	735 - Alarm system sounded due to malfunction	1
	<i>Total Incidents for Hartford City - Hartford:</i>	31
Highway - I 94		
	322 - Motor vehicle accident with injuries	1
	324 - Motor vehicle accident with no injuries.	2
	<i>Total Incidents for Highway - I 94:</i>	3
Lawrence - Township		
	322 - Motor vehicle accident with injuries	1
	<i>Total Incidents for Lawrence - Township:</i>	1
Red Arrow Highway - Red Arrow Highway		
	322 - Motor vehicle accident with injuries	2
	551 - Assist police or other governmental agency	1
	<i>Total Incidents for Red Arrow Highway - Red Arrow Highway:</i>	3
	<i>Total Count for all Zone:</i>	65

Zone information is defined on the Basic Info 3 screen of an incident.
Only REVIEWED incidents included.



Hartford Fire Department

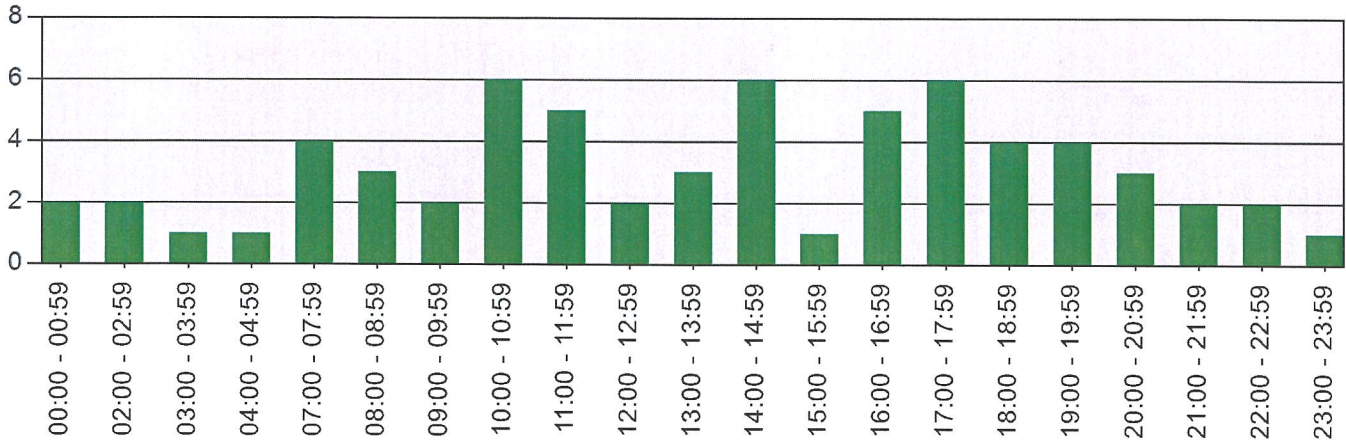
Hartford, MI

This report was generated on 7/3/2023 9:15:01 AM



Incidents per Hour for Incident Type Range for Date Range

Start Incident Type: 100 | End Incident Type: 911 | Start Date: 06/01/2023 | End Date: 06/30/2023



HOUR	# of CALLS
00:00 - 00:59	2
02:00 - 02:59	2
03:00 - 03:59	1
04:00 - 04:59	1
07:00 - 07:59	4
08:00 - 08:59	3
09:00 - 09:59	2
10:00 - 10:59	6
11:00 - 11:59	5
12:00 - 12:59	2
13:00 - 13:59	3
14:00 - 14:59	6
15:00 - 15:59	1
16:00 - 16:59	5
17:00 - 17:59	6
18:00 - 18:59	4
19:00 - 19:59	4
20:00 - 20:59	3
21:00 - 21:59	2
22:00 - 22:59	2
23:00 - 23:59	1
TOTAL:	65

Only REVIEWED incidents included.



Hartford Fire Department

Hartford, MI

This report was generated on 7/3/2023 10:06:04 AM



Personnel Count per Incident for Date Range

Start Date: 06/01/2023 | End Date: 06/30/2023

INCIDENT				NUMBER OF PEOPLE		
NUMBER	DATE	INCIDENT TYPE	FDID	ON APPARATUS	NOT ON APPARATUS	TOTAL
2023-268	6/1/2023 08:35:00	444 - Power line down	08006	1	2	3
2023-269	6/1/2023 13:14:00	321 - EMS call, excluding vehicle accident with injury	08006	3	4	7
2023-270	6/1/2023 13:40:00	324 - Motor vehicle accident with no injuries.	08006	3	4	7
2023-271	6/1/2023 19:12:00	321 - EMS call, excluding vehicle accident with injury	08006	1	0	1
2023-272	6/3/2023 07:36:00	311 - Medical assist, assist EMS crew	08006	2	0	2
2023-273	6/4/2023 00:10:00	321 - EMS call, excluding vehicle accident with injury	08006	3	2	5
2023-274	6/4/2023 00:20:00	321 - EMS call, excluding vehicle accident with injury	08006	2	3	5
2023-275	6/4/2023 10:55:00	554 - Assist invalid	08006	1	0	1
2023-276	6/5/2023 16:31:00	551 - Assist police or other governmental agency	08006	2	1	3
2023-277	6/5/2023 15:33:00	500 - Service Call, other	08006	2	0	2
2023-278	6/6/2023 07:45:00	500 - Service Call, other	08006	2	0	2
2023-279	6/6/2023 14:18:00	733 - Smoke detector activation due to malfunction	08006	3	0	3
2023-280	6/6/2023 18:25:00	321 - EMS call, excluding vehicle accident with injury	08006	2	0	2
2023-281	6/6/2023 21:12:00	321 - EMS call, excluding vehicle accident with injury	08006	2	1	3
2023-282	6/7/2023 02:45:00	500 - Service Call, other	08006	1	0	1
2023-283	6/8/2023 03:57:00	311 - Medical assist, assist EMS crew	08006	1	1	2
2023-284	6/8/2023 08:21:00	554 - Assist invalid	08006	1	1	2
2023-285	6/8/2023 11:53:00	554 - Assist invalid	08006	2	0	2
2023-286	6/9/2023 09:18:00	554 - Assist invalid	08006	2	2	4
2023-287	6/9/2023 16:05:00	321 - EMS call, excluding vehicle accident with injury	08006	3	5	8
2023-288	6/9/2023 23:18:00	322 - Motor vehicle accident with injuries	08006	7	1	8
2023-289	6/10/2023 10:08:00	321 - EMS call, excluding vehicle accident with injury	08006	2	6	8
2023-290	6/10/2023 12:55:00	311 - Medical assist, assist EMS crew	08006	2	6	8
2023-291	6/10/2023 13:03:00	311 - Medical assist, assist EMS crew	08006	2	6	8
2023-292	6/10/2023 20:21:00	554 - Assist invalid	08006	4	0	4
2023-293	6/11/2023 02:34:00	561 - Unauthorized burning	08006	1	1	2
2023-294	6/11/2023 14:00:00	611 - Dispatched & cancelled en route	08006	1	3	4
2023-295	6/11/2023 21:09:00	321 - EMS call, excluding vehicle accident with injury	08006	5	0	5
2023-296	6/12/2023 09:15:00	111 - Building fire	08006	6	1	7
2023-297	6/13/2023 10:55:00	321 - EMS call, excluding vehicle accident with injury	08006	3	1	4
2023-298	6/13/2023 14:43:00	500 - Service Call, other	08006	2	0	2
2023-299	6/13/2023 17:11:00	321 - EMS call, excluding vehicle accident with injury	08006	3	1	4
2023-300	6/13/2023 20:42:00	311 - Medical assist, assist EMS crew	08006	2	1	3
2023-301	6/15/2023 07:13:00	321 - EMS call, excluding vehicle accident with injury	08006	2	0	2
2023-302	6/15/2023 18:41:00	651 - Smoke scare, odor of smoke	08006	2	0	2
2023-303	6/16/2023 07:50:00	311 - Medical assist, assist EMS crew	08006	2	1	3
2023-304	6/16/2023 17:51:00	322 - Motor vehicle accident with injuries	08006	4	0	4

Only REVIEWED incidents included



INCIDENT				NUMBER OF PEOPLE		
NUMBER	DATE	INCIDENT TYPE	FDID	ON APPARATUS	NOT ON APPARATUS	TOTAL
2023-305	6/16/2023 22:06:00	311 - Medical assist, assist EMS crew	08006	2	0	2
2023-306	6/17/2023 10:42:00	321 - EMS call, excluding vehicle accident with injury	08006	2	3	5
2023-307	6/17/2023 11:58:00	322 - Motor vehicle accident with injuries	08006	5	2	7
2023-308	6/17/2023 14:34:00	151 - Outside rubbish, trash or waste fire	08006	2	2	4
2023-309	6/17/2023 17:35:00	321 - EMS call, excluding vehicle accident with injury	08006	2	1	3
2023-310	6/19/2023 11:15:00	311 - Medical assist, assist EMS crew	08006	3	0	3
2023-311	6/19/2023 14:12:00	321 - EMS call, excluding vehicle accident with injury	08006	3	1	4
2023-312	6/19/2023 14:31:00	735 - Alarm system sounded due to malfunction	08006	3	1	4
2023-313	6/19/2023 22:07:00	324 - Motor vehicle accident with no injuries.	08006	4	1	5
2023-314	6/20/2023 19:11:00	321 - EMS call, excluding vehicle accident with injury	08006	1	0	1
2023-315	6/21/2023 10:46:00	311 - Medical assist, assist EMS crew	08006	2	2	4
2023-316	6/21/2023 17:41:00	311 - Medical assist, assist EMS crew	08006	1	2	3
2023-317	6/21/2023 19:13:00	111 - Building fire	08006	7	0	7
2023-318	6/22/2023 08:41:00	733 - Smoke detector activation due to malfunction	08006	1	2	3
2023-319	6/23/2023 16:01:00	311 - Medical assist, assist EMS crew	08006	3	1	4
2023-320	6/23/2023 17:36:00	311 - Medical assist, assist EMS crew	08006	2	1	3
2023-321	6/23/2023 19:12:00	311 - Medical assist, assist EMS crew	08006	2	1	3
2023-322	6/23/2023 20:18:00	311 - Medical assist, assist EMS crew	08006	1	1	2
2023-323	6/25/2023 11:15:00	311 - Medical assist, assist EMS crew	08006	1	2	3
2023-324	6/25/2023 12:26:00	746 - Carbon monoxide detector activation, no CO	08006	4	2	6
2023-325	6/25/2023 16:03:00	311 - Medical assist, assist EMS crew	08006	1	4	5
2023-326	6/25/2023 18:37:00	311 - Medical assist, assist EMS crew	08006	2	1	3
2023-327	6/26/2023 04:50:00	311 - Medical assist, assist EMS crew	08006	1	0	1
2023-328	6/26/2023 11:01:00	311 - Medical assist, assist EMS crew	08006	3	0	3
2023-329	6/28/2023 10:21:00	321 - EMS call, excluding vehicle accident with injury	08006	3	1	4
2023-330	6/30/2023 16:02:00	322 - Motor vehicle accident with injuries	08006	1	1	2
2023-331	6/30/2023 17:58:00	321 - EMS call, excluding vehicle accident with injury	08006	2	0	2
2023-332	6/30/2023 18:58:00	311 - Medical assist, assist EMS crew	08006	2	0	2

TOTAL # OF INCIDENTS: 65

AVERAGES:

2.4

1.3

3.7

Only REVIEWED incidents included



Hartford Fire Department

Hartford, MI

This report was generated on 7/3/2023 9:12:56 AM



Incident Count per User-Defined Fields for Date Range

Start Date: 06/01/2023 | End Date: 06/30/2023

ANSWERS	# INCIDENTS
USER-DEFINED FIELD: Dispatch Priority (Required)	
1	35
2	25
3	5

USER-DEFINED FIELD: Lift Assist (Required)	
No	59
Yes	6

Only User-Defined values selected in the CUSTOM field of an incident Included. Only REVIEWED incidents included in count.

