

# Hartford Fire Department

Hartford, MI

This report was generated on 10/2/2021 5:31:33 PM



## Incident Count per User-Defined Fields for Date Range

Start Date: 09/01/2021 | End Date: 09/30/2021

ANSWERS	# INCIDENTS
<b>USER-DEFINED FIELD: Dispatch Priority (Required)</b>	
1	34
2	21
3	7

Only User-Defined values selected in the CUSTOM field of an incident Included. Only REVIEWED incidents included in count.



emergencyreporting.com

Doc Id: 805

Page # 1 of 1

# Hartford Fire Department

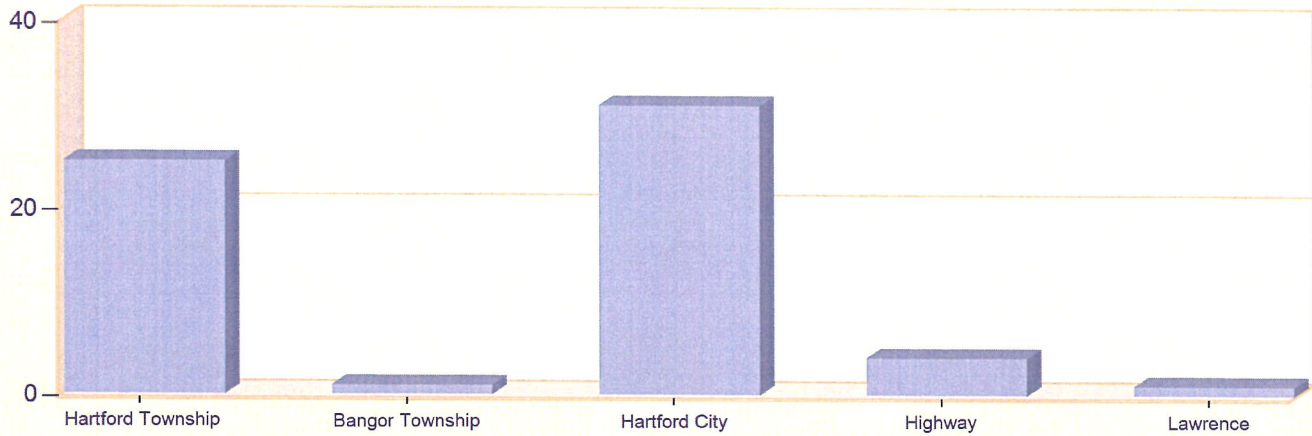


Hartford, MI

This report was generated on 10/2/2021 5:29:43 PM

## Incident Type Count per Zone for Date Range

Start Date: 09/01/2021 | End Date: 09/30/2021



ZONES	INCIDENT TYPE	COUNT
<b>Hartford Township - Hartford</b>		
	131 - Passenger vehicle fire	3
	142 - Brush or brush-and-grass mixture fire	1
	311 - Medical assist, assist EMS crew	2
	321 - EMS call, excluding vehicle accident with injury	11
	551 - Assist police or other governmental agency	2
	561 - Unauthorized burning	1
	600 - Good intent call, other	1
	611 - Dispatched & cancelled en route	2
	651 - Smoke scare, odor of smoke	1
	661 - EMS call, party transported by non-fire agency	1
	<i>Total Incidents for Hartford Township - Hartford:</i>	25
<b>Bangor Township - Bangor</b>		
	311 - Medical assist, assist EMS crew	1
	<i>Total Incidents for Bangor Township - Bangor:</i>	1
<b>Hartford City - Hartford</b>		
	131 - Passenger vehicle fire	1
	311 - Medical assist, assist EMS crew	7
	321 - EMS call, excluding vehicle accident with injury	18
	322 - Motor vehicle accident with injuries	1
	500 - Service Call, other	2

Zone information is defined on the Basic Info 3 screen of an incident.  
Only REVIEWED incidents included.



ZONES	INCIDENT TYPE	COUNT
	611 - Dispatched & cancelled en route	2
	<i>Total Incidents for Hartford City - Hartford:</i>	31
<b>Highway - I 94</b>		
	142 - Brush or brush-and-grass mixture fire	1
	324 - Motor vehicle accident with no injuries.	2
	611 - Dispatched & cancelled en route	1
	<i>Total Incidents for Highway - I 94:</i>	4
<b>Lawrence - Township</b>		
	138 - Off-road vehicle or heavy equipment fire	1
	<i>Total Incidents for Lawrence - Township:</i>	1
<b>Total Count for all Zone:</b>		<b>62</b>

Zone information is defined on the Basic Info 3 screen of an incident.  
Only REVIEWED incidents included.



# Hartford Fire Department

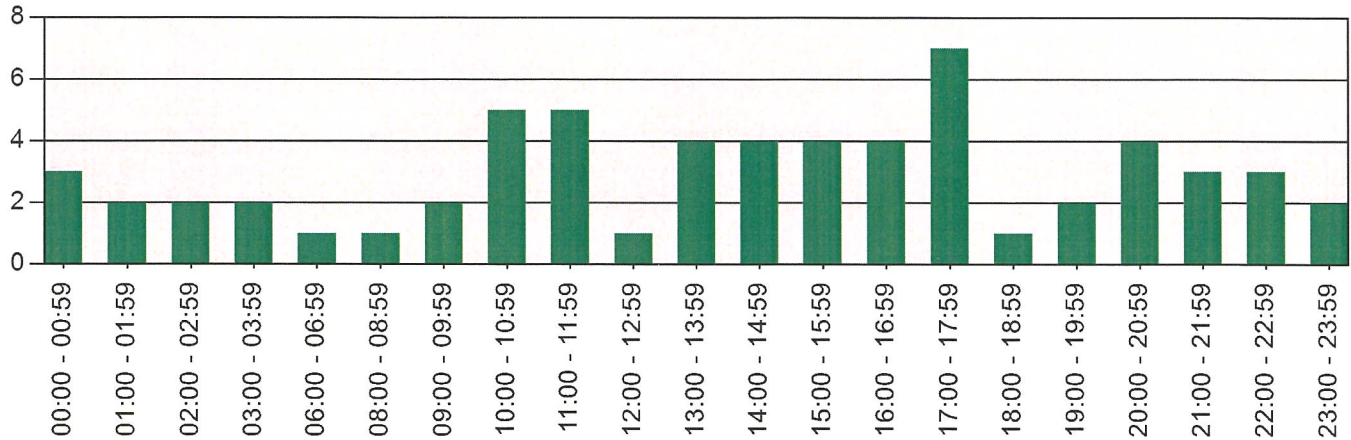
Hartford, MI

This report was generated on 10/2/2021 5:32:46 PM



## Incidents per Hour for Incident Type Range for Date Range

Start Incident Type: 100 | End Incident Type: 911 | Start Date: 09/01/2021 | End Date: 09/30/2021



HOUR	# of CALLS
00:00 - 00:59	3
01:00 - 01:59	2
02:00 - 02:59	2
03:00 - 03:59	2
06:00 - 06:59	1
08:00 - 08:59	1
09:00 - 09:59	2
10:00 - 10:59	5
11:00 - 11:59	5
12:00 - 12:59	1
13:00 - 13:59	4
14:00 - 14:59	4
15:00 - 15:59	4
16:00 - 16:59	4
17:00 - 17:59	7
18:00 - 18:59	1
19:00 - 19:59	2
20:00 - 20:59	4
21:00 - 21:59	3
22:00 - 22:59	3
23:00 - 23:59	2
<b>TOTAL:</b>	<b>62</b>

Only REVIEWED incidents included.



# Hartford Fire Department

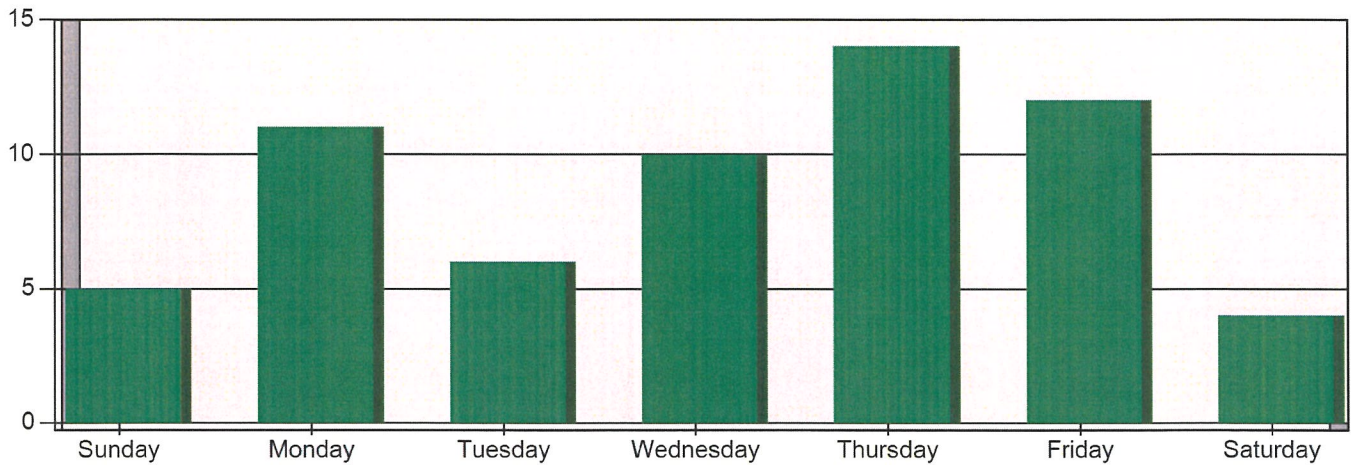
Hartford, MI

This report was generated on 10/2/2021 5:32:15 PM



## Incidents by Day of the Week for Date Range

Start Incident Type: 100 | End Incident Type: 911 | Start Date: 09/01/2021 | End Date: 09/30/2021



DAY OF THE WEEK	# INCIDENTS
Sunday	5
Monday	11
Tuesday	6
Wednesday	10
Thursday	14
Friday	12
Saturday	4

**TOTAL**

**62**

Only Reviewed incidents included.



emergencyreporting.com

Doc Id: 1284

Page # 1 of 1

# Hartford Fire Department

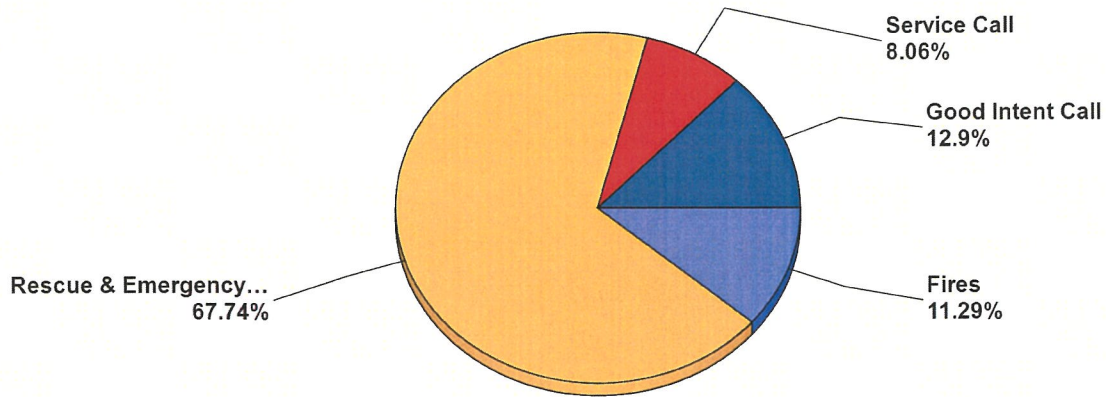
Hartford, MI

This report was generated on 10/2/2021 5:29:04 PM



## Breakdown by Major Incident Types for Date Range

Zone(s): All Zones | Start Date: 09/01/2021 | End Date: 09/30/2021



MAJOR INCIDENT TYPE	# INCIDENTS	% of TOTAL
Fires	7	11.29%
Rescue & Emergency Medical Service	42	67.74%
Service Call	5	8.06%
Good Intent Call	8	12.9%
<b>TOTAL</b>	<b>62</b>	<b>100%</b>

Only REVIEWED and/or LOCKED IMPORTED incidents are included. Summary results for a major incident type are not displayed if the count is zero.



Detailed Breakdown by Incident Type		
INCIDENT TYPE	# INCIDENTS	% of TOTAL
131 - Passenger vehicle fire	4	6.45%
138 - Off-road vehicle or heavy equipment fire	1	1.61%
142 - Brush or brush-and-grass mixture fire	2	3.23%
311 - Medical assist, assist EMS crew	10	16.13%
321 - EMS call, excluding vehicle accident with injury	29	46.77%
322 - Motor vehicle accident with injuries	1	1.61%
324 - Motor vehicle accident with no injuries.	2	3.23%
500 - Service Call, other	2	3.23%
551 - Assist police or other governmental agency	2	3.23%
561 - Unauthorized burning	1	1.61%
600 - Good intent call, other	1	1.61%
611 - Dispatched & cancelled en route	5	8.06%
651 - Smoke scare, odor of smoke	1	1.61%
661 - EMS call, party transported by non-fire agency	1	1.61%
<b>TOTAL INCIDENTS:</b>	<b>62</b>	<b>100%</b>

Only REVIEWED and/or LOCKED IMPORTED incidents are included. Summary results for a major incident type are not displayed if the count is zero.

