

Hartford Fire Department

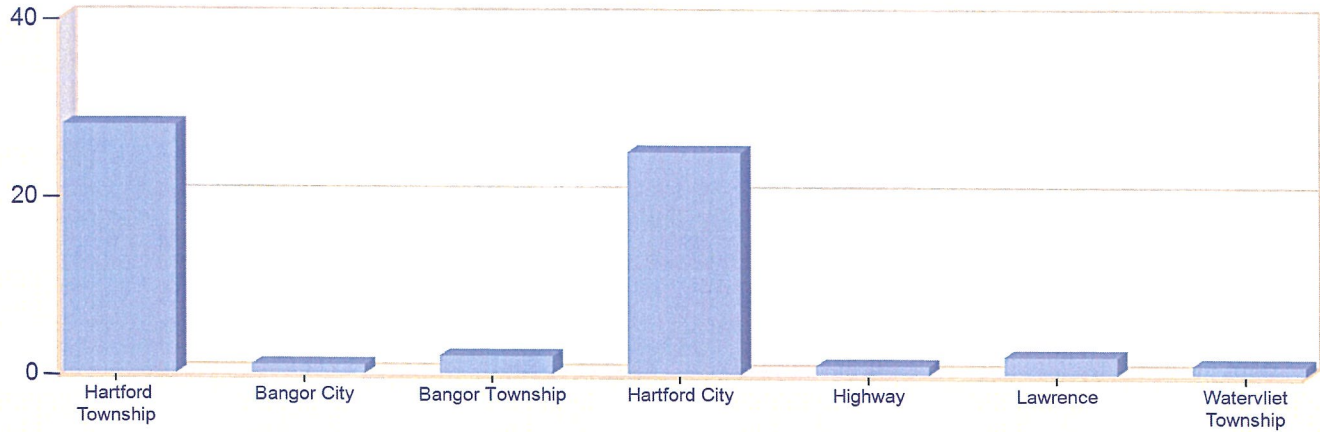
Hartford, MI

This report was generated on 5/1/2023 1:18:27 PM



Incident Type Count per Zone for Date Range

Start Date: 04/01/2023 | End Date: 04/30/2023



ZONES	INCIDENT TYPE	COUNT
Hartford Township - Hartford		
	311 - Medical assist, assist EMS crew	12
	321 - EMS call, excluding vehicle accident with injury	11
	500 - Service Call, other	1
	554 - Assist invalid	1
	561 - Unauthorized burning	1
	611 - Dispatched & cancelled en route	1
	651 - Smoke scare, odor of smoke	1
	Total Incidents for Hartford Township - Hartford:	28
Bangor City - Bangor		
	111 - Building fire	1
	Total Incidents for Bangor City - Bangor:	1
Bangor Township - Bangor		
	311 - Medical assist, assist EMS crew	2
	Total Incidents for Bangor Township - Bangor:	2
Hartford City - Hartford		

Zone information is defined on the Basic Info 3 screen of an incident.
Only REVIEWED incidents included.

ZONES	INCIDENT TYPE	COUNT
	311 - Medical assist, assist EMS crew	10
	321 - EMS call, excluding vehicle accident with injury	12
	554 - Assist invalid	1
	611 - Dispatched & cancelled en route	1
	651 - Smoke scare, odor of smoke	1
	<i>Total Incidents for Hartford City - Hartford:</i>	25
Highway - I 94		
	324 - Motor vehicle accident with no injuries.	1
	<i>Total Incidents for Highway - I 94:</i>	1
Lawrence - Township		
	341 - Search for person on land	1
	462 - Aircraft standby	1
	<i>Total Incidents for Lawrence - Township:</i>	2
Watervliet Township - Watervliet		
	111 - Building fire	1
	<i>Total Incidents for Watervliet Township - Watervliet:</i>	1
Total Count for all Zone:		60

Zone information is defined on the Basic Info 3 screen of an incident.
Only REVIEWED incidents included.

Hartford Fire Department

Hartford, MI

This report was generated on 5/1/2023 1:19:17 PM



Incident Count per User-Defined Fields for Date Range

Start Date: 04/01/2023 | End Date: 04/30/2023

ANSWERS	# INCIDENTS
USER-DEFINED FIELD: Dispatch Priority (Required)	
1	41
2	15
3	4
USER-DEFINED FIELD: Lift Assist (Required)	
No	57
Yes	3

Only User-Defined values selected in the CUSTOM field of an incident Included. Only REVIEWED incidents included in count.



emergencyreporting.com

Doc Id: 805

Page # 1 of 1

Hartford Fire Department

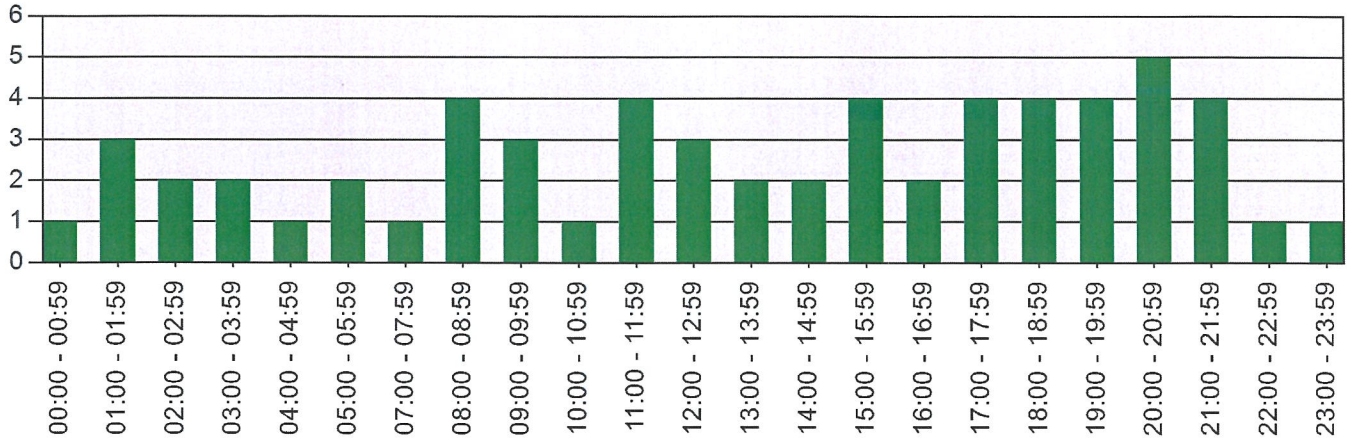
Hartford, MI

This report was generated on 5/1/2023 1:17:53 PM



Incidents per Hour for Incident Type Range for Date Range

Start Incident Type: 100 | End Incident Type: 911 | Start Date: 04/01/2023 | End Date: 04/30/2023



Hour	# of CALLS
00:00 - 00:59	1
01:00 - 01:59	3
02:00 - 02:59	2
03:00 - 03:59	2
04:00 - 04:59	1
05:00 - 05:59	2
06:00 - 06:59	1
07:00 - 07:59	1
08:00 - 08:59	4
09:00 - 09:59	3
10:00 - 10:59	1
11:00 - 11:59	4
12:00 - 12:59	3
13:00 - 13:59	2
14:00 - 14:59	2
15:00 - 15:59	4
16:00 - 16:59	2
17:00 - 17:59	4
18:00 - 18:59	4
19:00 - 19:59	4
20:00 - 20:59	5
21:00 - 21:59	4
22:00 - 22:59	1
23:00 - 23:59	1
TOTAL:	60

Only REVIEWED incidents included.



Hartford Fire Department

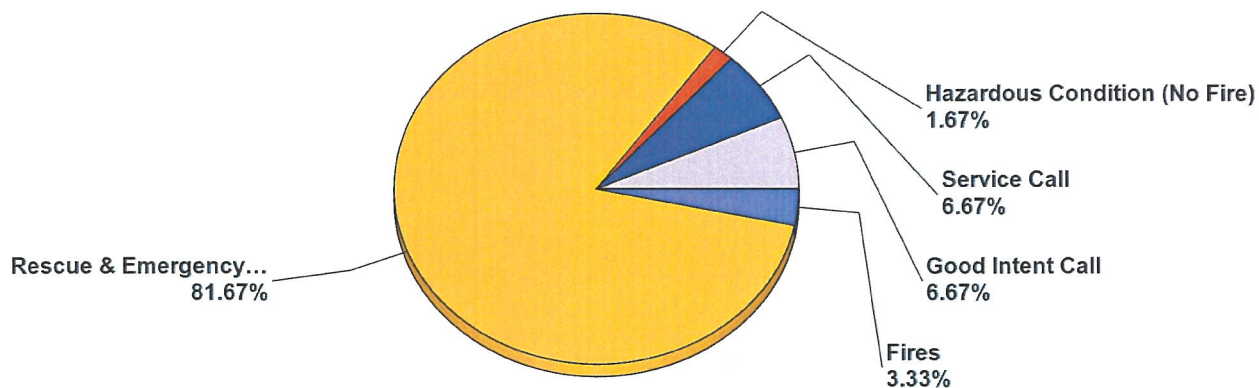
Hartford, MI

This report was generated on 5/1/2023 1:13:04 PM



Breakdown by Major Incident Types for Date Range

Zone(s): All Zones | Start Date: 04/01/2023 | End Date: 04/30/2023



MAJOR INCIDENT TYPE	# INCIDENTS	% of TOTAL
Fires	2	3.33%
Rescue & Emergency Medical Service	49	81.67%
Hazardous Condition (No Fire)	1	1.67%
Service Call	4	6.67%
Good Intent Call	4	6.67%
TOTAL	60	100%

Only REVIEWED and/or LOCKED IMPORTED incidents are included. Summary results for a major incident type are not displayed if the count is zero.



emergencyreporting.com
Doc Id: 553
Page # 1 of 2

Detailed Breakdown by Incident Type		
INCIDENT TYPE	# INCIDENTS	% of TOTAL
111 - Building fire	2	3.33%
311 - Medical assist, assist EMS crew	24	40%
321 - EMS call, excluding vehicle accident with injury	23	38.33%
324 - Motor vehicle accident with no injuries.	1	1.67%
341 - Search for person on land	1	1.67%
462 - Aircraft standby	1	1.67%
500 - Service Call, other	1	1.67%
554 - Assist invalid	2	3.33%
561 - Unauthorized burning	1	1.67%
611 - Dispatched & cancelled en route	2	3.33%
651 - Smoke scare, odor of smoke	2	3.33%
TOTAL INCIDENTS:	60	100%

Only REVIEWED and/or LOCKED IMPORTED incidents are included. Summary results for a major incident type are not displayed if the count is zero.

Hartford Fire Department

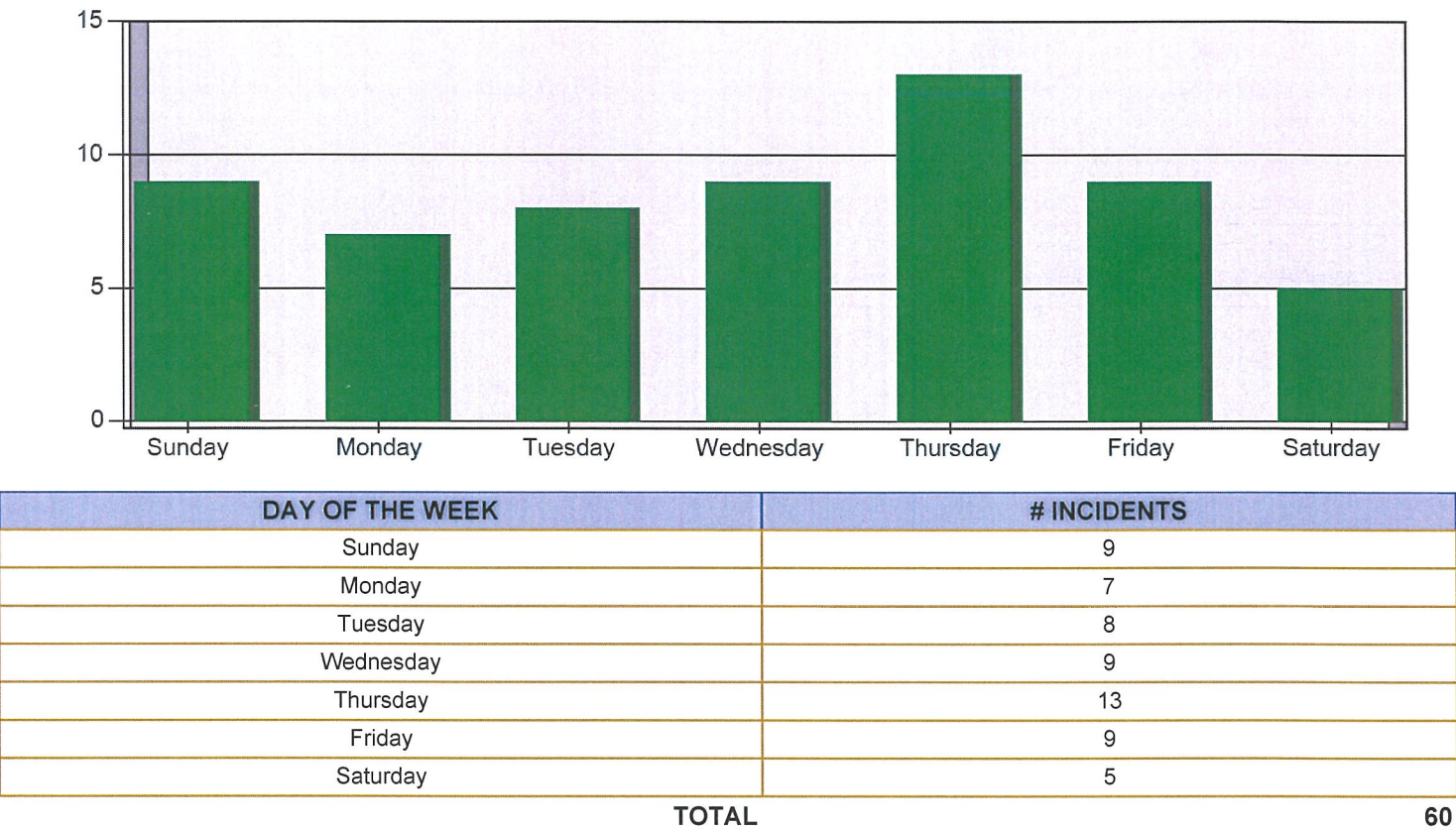
Hartford, MI

This report was generated on 5/1/2023 1:17:21 PM



Incidents by Day of the Week for Date Range

Start Incident Type: 100 | End Incident Type: 911 | Start Date: 04/01/2023 | End Date: 04/30/2023



Only Reviewed incidents included.