

Hartford Fire Department

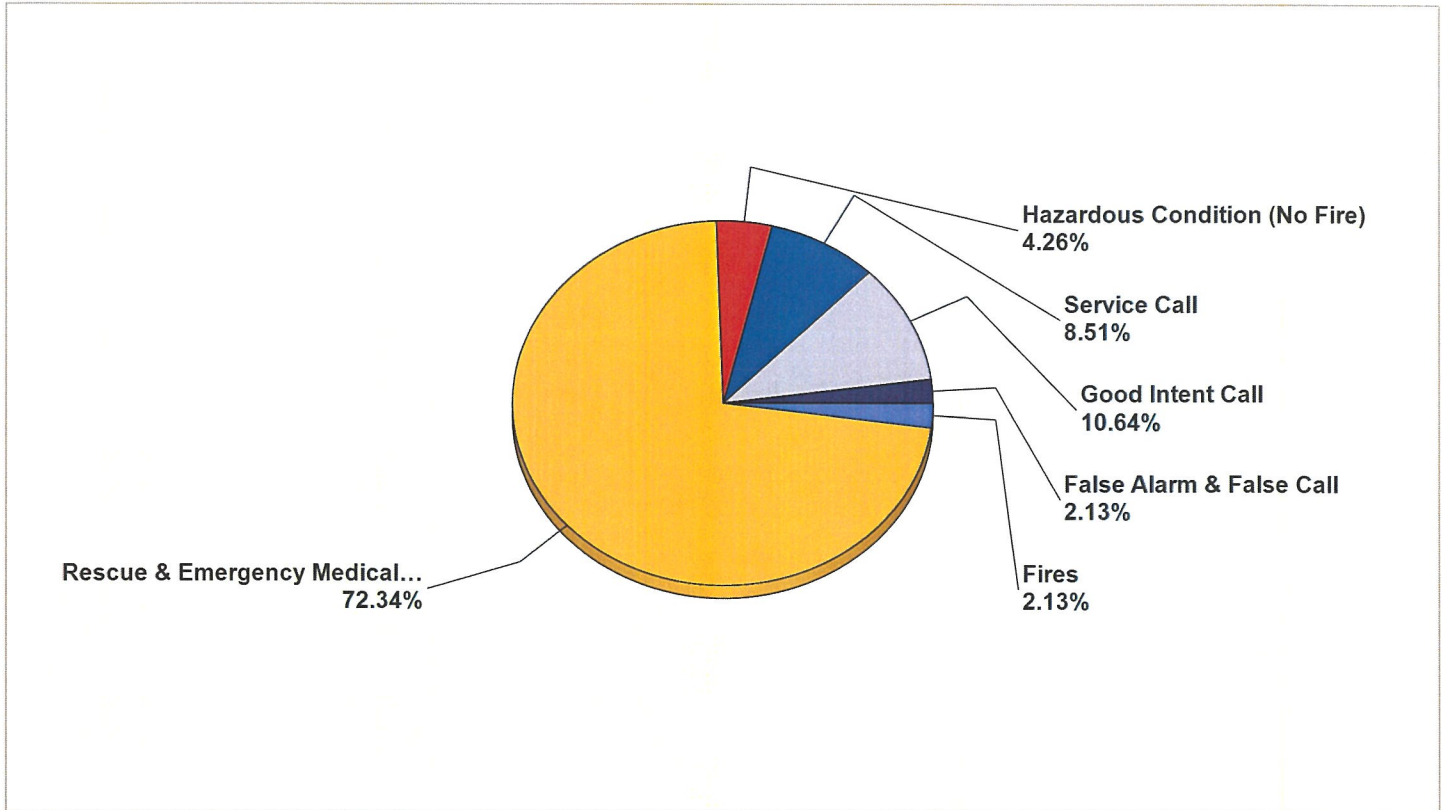
Hartford, MI

This report was generated on 12/1/2022 9:00:01 AM



Breakdown by Major Incident Types for Date Range

Zone(s): All Zones | Start Date: 11/01/2022 | End Date: 11/30/2022



MAJOR INCIDENT TYPE	# INCIDENTS	% of TOTAL
Fires	1	2.13%
Rescue & Emergency Medical Service	34	72.34%
Hazardous Condition (No Fire)	2	4.26%
Service Call	4	8.51%
Good Intent Call	5	10.64%
False Alarm & False Call	1	2.13%
TOTAL	47	100%

Only REVIEWED and/or LOCKED IMPORTED incidents are included. Summary results for a major incident type are not displayed if the count is zero.



emergencyreporting.com

Doc Id: 553

Page # 1 of 2

Detailed Breakdown by Incident Type

INCIDENT TYPE	# INCIDENTS	% of TOTAL
143 - Grass fire	1	2.13%
311 - Medical assist, assist EMS crew	12	25.53%
321 - EMS call, excluding vehicle accident with injury	19	40.43%
322 - Motor vehicle accident with injuries	1	2.13%
324 - Motor vehicle accident with no injuries.	2	4.26%
444 - Power line down	2	4.26%
500 - Service Call, other	1	2.13%
554 - Assist invalid	3	6.38%
611 - Dispatched & cancelled en route	5	10.64%
733 - Smoke detector activation due to malfunction	1	2.13%
TOTAL INCIDENTS:	47	100%

Only REVIEWED and/or LOCKED IMPORTED incidents are included. Summary results for a major incident type are not displayed if the count is zero.



Hartford Fire Department

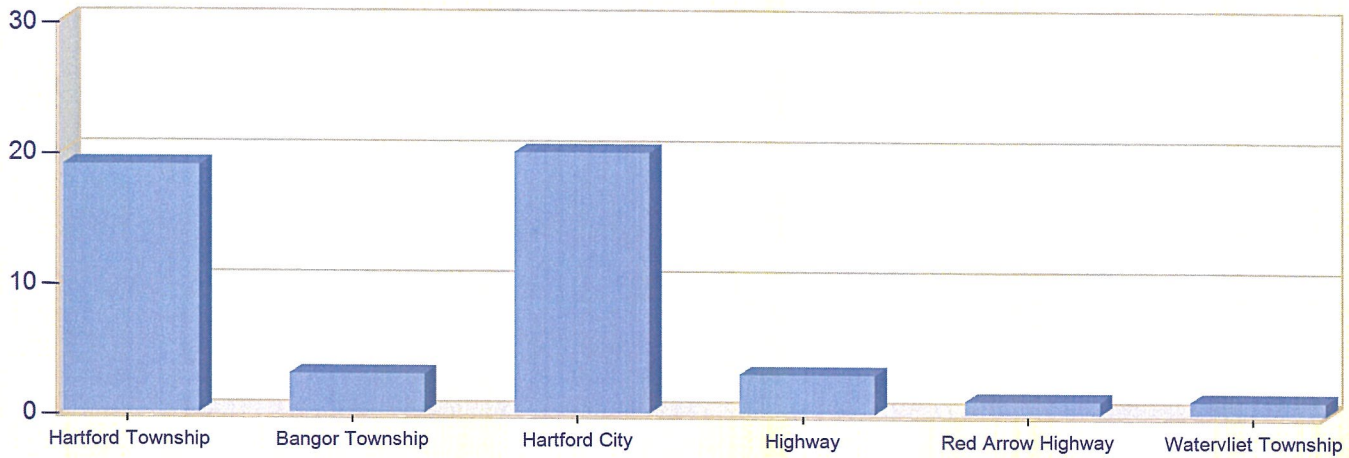
Hartford, MI

This report was generated on 12/1/2022 9:03:48 AM



Incident Type Count per Zone for Date Range

Start Date: 11/01/2022 | End Date: 11/30/2022



ZONES	INCIDENT TYPE	COUNT
Hartford Township - Hartford		
	143 - Grass fire	1
	311 - Medical assist, assist EMS crew	7
	321 - EMS call, excluding vehicle accident with injury	7
	324 - Motor vehicle accident with no injuries.	1
	444 - Power line down	1
	554 - Assist invalid	1
	611 - Dispatched & cancelled en route	1
	<i>Total Incidents for Hartford Township - Hartford.</i>	19
Bangor Township - Bangor		
	311 - Medical assist, assist EMS crew	2
	611 - Dispatched & cancelled en route	1
	<i>Total Incidents for Bangor Township - Bangor.</i>	3
Hartford City - Hartford		
	311 - Medical assist, assist EMS crew	3
	321 - EMS call, excluding vehicle accident with injury	12
	444 - Power line down	1
	500 - Service Call, other	1
	554 - Assist invalid	2
	733 - Smoke detector activation due to malfunction	1
	<i>Total Incidents for Hartford City - Hartford:</i>	20

Zone information is defined on the Basic Info 3 screen of an incident.
Only REVIEWED incidents included.



ZONES	INCIDENT TYPE	COUNT
Highway - I 94		
	322 - Motor vehicle accident with injuries	1
	611 - Dispatched & cancelled en route	2
	<i>Total Incidents for Highway - I 94:</i>	3
Red Arrow Highway - Red Arrow Highway		
	324 - Motor vehicle accident with no injuries.	1
	<i>Total Incidents for Red Arrow Highway - Red Arrow Highway.</i>	1
Watervliet Township - Watervliet		
	611 - Dispatched & cancelled en route	1
	<i>Total Incidents for Watervliet Township - Watervliet</i>	1
		<i>Total Count for all Zone: 47</i>

Zone information is defined on the Basic Info 3 screen of an incident.
Only REVIEWED incidents included.



Hartford Fire Department

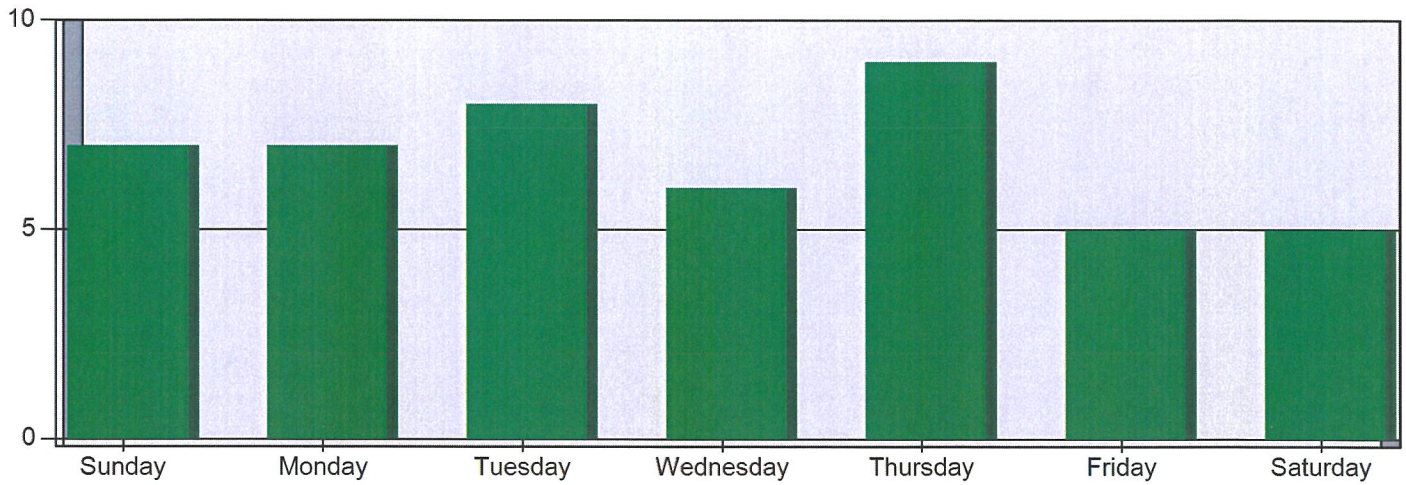
Hartford, MI

This report was generated on 12/1/2022 9:04:43 AM



Incidents by Day of the Week for Date Range

Start Incident Type: 100 | End Incident Type: 911 | Start Date: 11/01/2022 | End Date: 11/30/2022



DAY OF THE WEEK	# INCIDENTS
Sunday	7
Monday	7
Tuesday	8
Wednesday	6
Thursday	9
Friday	5
Saturday	5

TOTAL

47

Only Reviewed incidents included.



Hartford Fire Department

Hartford, MI

This report was generated on 12/1/2022 9:06:20 AM



Incident Count per User-Defined Fields for Date Range

Start Date: 11/01/2022 | End Date: 11/30/2022

ANSWERS	# INCIDENTS
USER-DEFINED FIELD: Dispatch Priority (Required)	
1	29
2	15
3	3

USER-DEFINED FIELD: Lift Assist (Required)	
No	44
Yes	3

Only User-Defined values selected in the CUSTOM field of an incident Included. Only REVIEWED incidents included in count.



emergencyreporting.com

Doc Id: 805

Page # 1 of 1

Hartford Fire Department

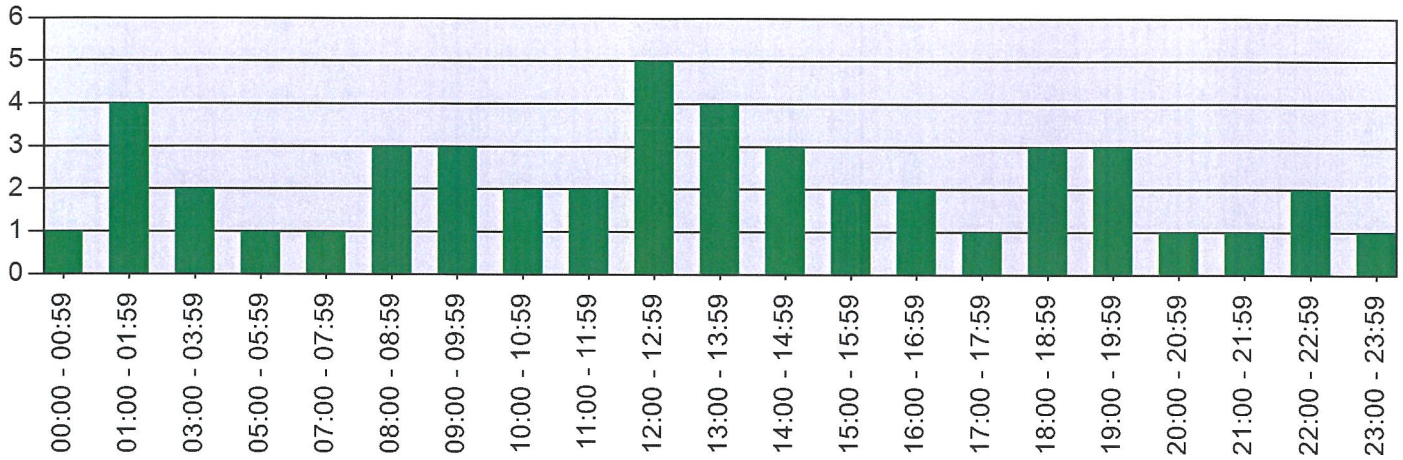
Hartford, MI

This report was generated on 12/1/2022 9:05:30 AM



Incidents per Hour for Incident Type Range for Date Range

Start Incident Type: 100 | End Incident Type: 911 | Start Date: 11/01/2022 | End Date: 11/30/2022



HOUR	# of CALLS
00:00 - 00:59	1
01:00 - 01:59	4
03:00 - 03:59	2
05:00 - 05:59	1
07:00 - 07:59	1
08:00 - 08:59	3
09:00 - 09:59	3
10:00 - 10:59	2
11:00 - 11:59	2
12:00 - 12:59	5
13:00 - 13:59	4
14:00 - 14:59	3
15:00 - 15:59	2
16:00 - 16:59	2
17:00 - 17:59	1
18:00 - 18:59	3
19:00 - 19:59	3
20:00 - 20:59	1
21:00 - 21:59	1
22:00 - 22:59	2
23:00 - 23:59	1
TOTAL:	47

Only REVIEWED incidents included.



emergencyreporting.com

Doc Id: 898

Page # 1 of 1