

# Hartford Fire Department

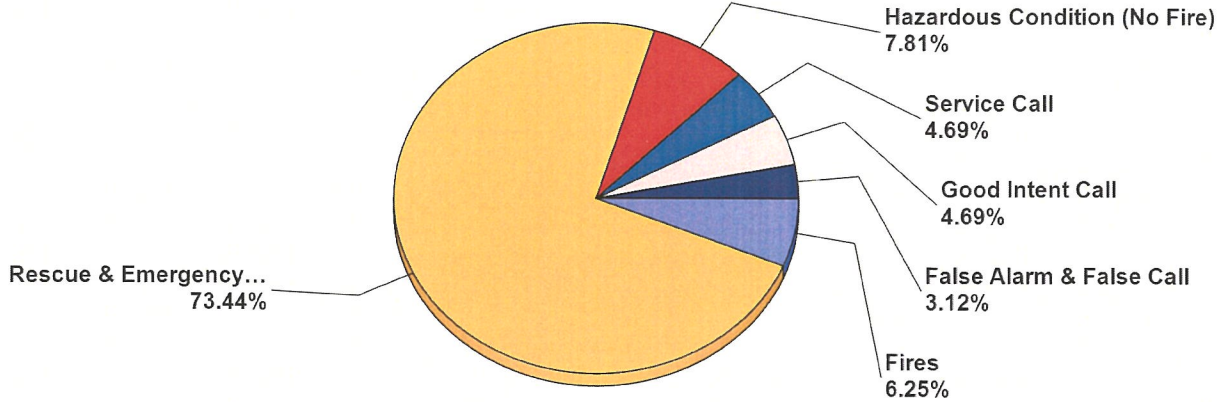
Hartford, MI

This report was generated on 8/2/2021 11:19:07 AM



## Breakdown by Major Incident Types for Date Range

Zone(s): All Zones | Start Date: 07/01/2021 | End Date: 07/31/2021



MAJOR INCIDENT TYPE	# INCIDENTS	% of TOTAL
Fires	4	6.25%
Rescue & Emergency Medical Service	47	73.44%
Hazardous Condition (No Fire)	5	7.81%
Service Call	3	4.69%
Good Intent Call	3	4.69%
False Alarm & False Call	2	3.12%
<b>TOTAL</b>	<b>64</b>	<b>100%</b>

Only REVIEWED and/or LOCKED IMPORTED incidents are included. Summary results for a major incident type are not displayed if the count is zero.



emergencyreporting.com

Doc Id: 553

Page # 1 of 2

**Detailed Breakdown by Incident Type**

<b>INCIDENT TYPE</b>	<b># INCIDENTS</b>	<b>% of TOTAL</b>
118 - Trash or rubbish fire, contained	1	1.56%
142 - Brush or brush-and-grass mixture fire	3	4.69%
311 - Medical assist, assist EMS crew	10	15.62%
321 - EMS call, excluding vehicle accident with injury	32	50%
322 - Motor vehicle accident with injuries	3	4.69%
324 - Motor vehicle accident with no injuries.	1	1.56%
353 - Removal of victim(s) from stalled elevator	1	1.56%
444 - Power line down	2	3.12%
445 - Arcing, shorted electrical equipment	3	4.69%
531 - Smoke or odor removal	1	1.56%
551 - Assist police or other governmental agency	2	3.12%
600 - Good intent call, other	1	1.56%
611 - Dispatched & cancelled en route	2	3.12%
743 - Smoke detector activation, no fire - unintentional	1	1.56%
746 - Carbon monoxide detector activation, no CO	1	1.56%
<b>TOTAL INCIDENTS:</b>	<b>64</b>	<b>100%</b>

Only REVIEWED and/or LOCKED IMPORTED incidents are included. Summary results for a major incident type are not displayed if the count is zero.



# Hartford Fire Department

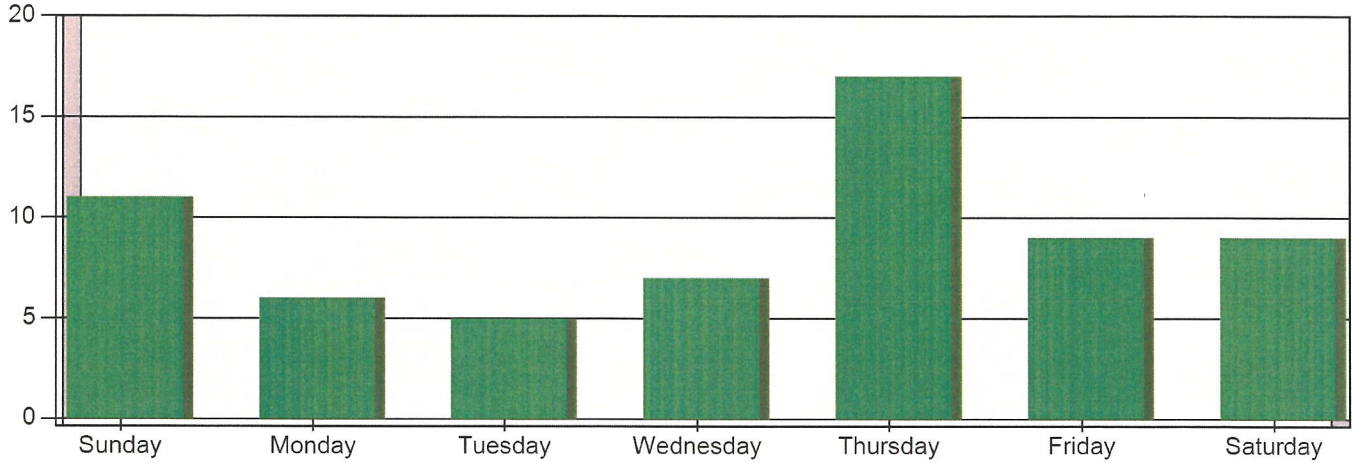
Hartford, MI

This report was generated on 8/2/2021 11:21:15 AM



## Incidents by Day of the Week for Date Range

Start Incident Type: 100 | End Incident Type: 911 | Start Date: 07/01/2021 | End Date: 07/31/2021



DAY OF THE WEEK	# INCIDENTS
Sunday	11
Monday	6
Tuesday	5
Wednesday	7
Thursday	17
Friday	9
Saturday	9

**TOTAL**

**64**

Only Reviewed incidents included.



# Hartford Fire Department

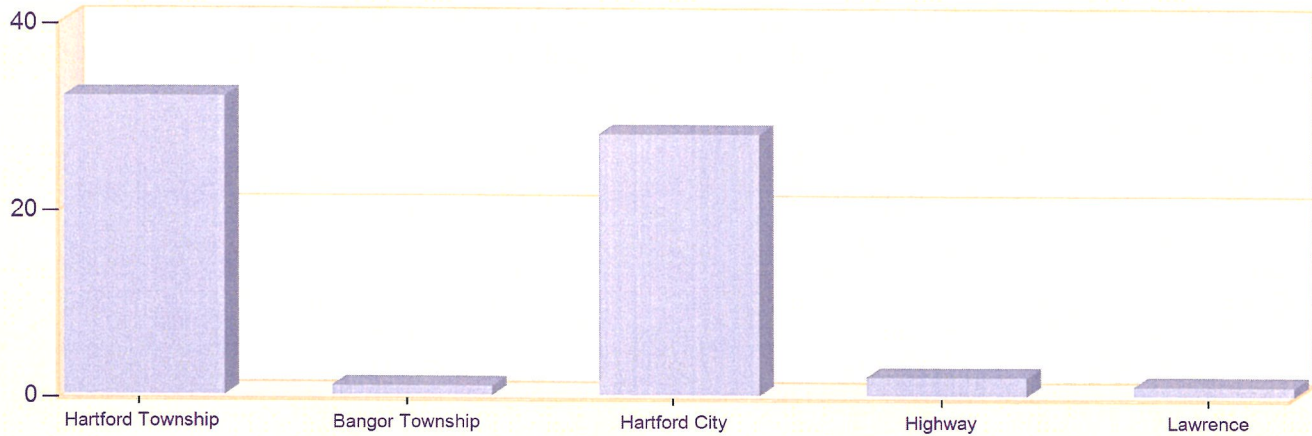
Hartford, MI

This report was generated on 8/2/2021 11:20:31 AM



## Incident Type Count per Zone for Date Range

Start Date: 07/01/2021 | End Date: 07/31/2021



ZONES	INCIDENT TYPE	COUNT
<b>Hartford Township - Hartford</b>		
	142 - Brush or brush-and-grass mixture fire	2
	311 - Medical assist, assist EMS crew	6
	321 - EMS call, excluding vehicle accident with injury	14
	322 - Motor vehicle accident with injuries	2
	444 - Power line down	1
	445 - Arcing, shorted electrical equipment	2
	551 - Assist police or other governmental agency	2
	600 - Good intent call, other	1
	611 - Dispatched & cancelled en route	2
	<i>Total Incidents for Hartford Township - Hartford:</i>	32
<b>Bangor Township - Bangor</b>		
	444 - Power line down	1
	<i>Total Incidents for Bangor Township - Bangor:</i>	1
<b>Hartford City - Hartford</b>		
	142 - Brush or brush-and-grass mixture fire	1
	311 - Medical assist, assist EMS crew	4
	321 - EMS call, excluding vehicle accident with injury	18
	353 - Removal of victim(s) from stalled elevator	1
	445 - Arcing, shorted electrical equipment	1
	531 - Smoke or odor removal	1

Zone information is defined on the Basic Info 3 screen of an incident.  
Only REVIEWED incidents included.



ZONES	INCIDENT TYPE	COUNT
	743 - Smoke detector activation, no fire - unintentional	1
	746 - Carbon monoxide detector activation, no CO	1
	<i>Total Incidents for Hartford City - Hartford:</i>	28
<b>Highway - I 94</b>		
	322 - Motor vehicle accident with injuries	1
	324 - Motor vehicle accident with no injuries.	1
	<i>Total Incidents for Highway - I 94:</i>	2
<b>Lawrence - Township</b>		
	118 - Trash or rubbish fire, contained	1
	<i>Total Incidents for Lawrence - Township:</i>	1
<b>Total Count for all Zone:</b>		<b>64</b>

Zone information is defined on the Basic Info 3 screen of an incident.  
Only REVIEWED incidents included.



# Hartford Fire Department

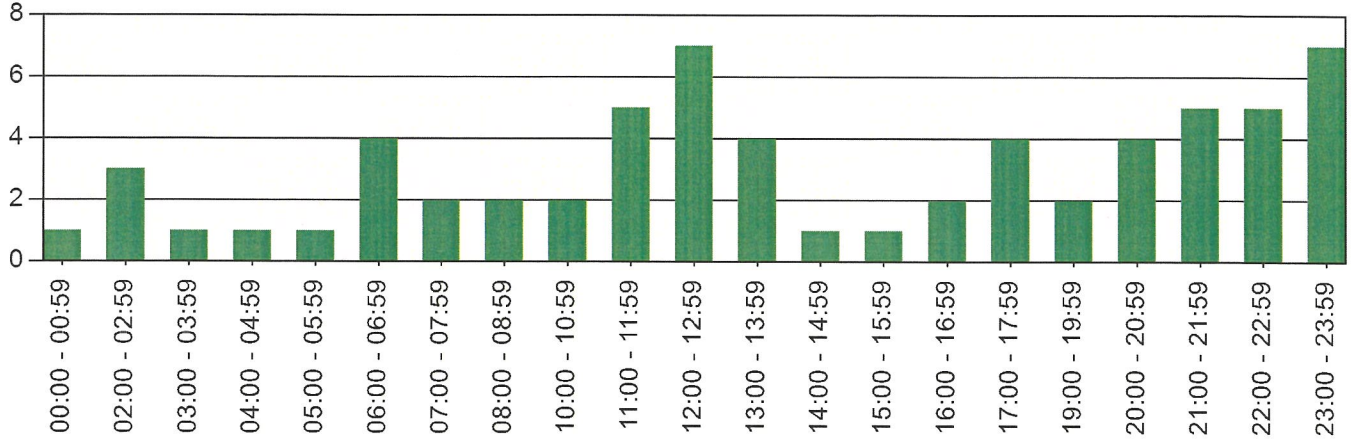
Hartford, MI

This report was generated on 8/2/2021 11:22:39 AM



## Incidents per Hour for Incident Type Range for Date Range

Start Incident Type: 100 | End Incident Type: 911 | Start Date: 07/01/2021 | End Date: 07/31/2021



HOURLY	# of CALLS
00:00 - 00:59	1
02:00 - 02:59	3
03:00 - 03:59	1
04:00 - 04:59	1
05:00 - 05:59	1
06:00 - 06:59	4
07:00 - 07:59	2
08:00 - 08:59	2
10:00 - 10:59	2
11:00 - 11:59	5
12:00 - 12:59	7
13:00 - 13:59	4
14:00 - 14:59	1
15:00 - 15:59	1
16:00 - 16:59	2
17:00 - 17:59	4
19:00 - 19:59	2
20:00 - 20:59	4
21:00 - 21:59	5
22:00 - 22:59	5
23:00 - 23:59	7
<b>TOTAL:</b>	<b>64</b>

Only REVIEWED incidents included.



# Hartford Fire Department

Hartford, MI

This report was generated on 8/2/2021 11:21:49 AM



## Incident Count per User-Defined Fields for Date Range

Start Date: 07/01/2021 | End Date: 07/31/2021

ANSWERS	# INCIDENTS
<b>USER-DEFINED FIELD: Dispatch Priority (Required)</b>	
1	18
2	39
3	7

Only User-Defined values selected in the CUSTOM field of an incident Included. Only REVIEWED incidents included in count.

