

Hartford Fire Department

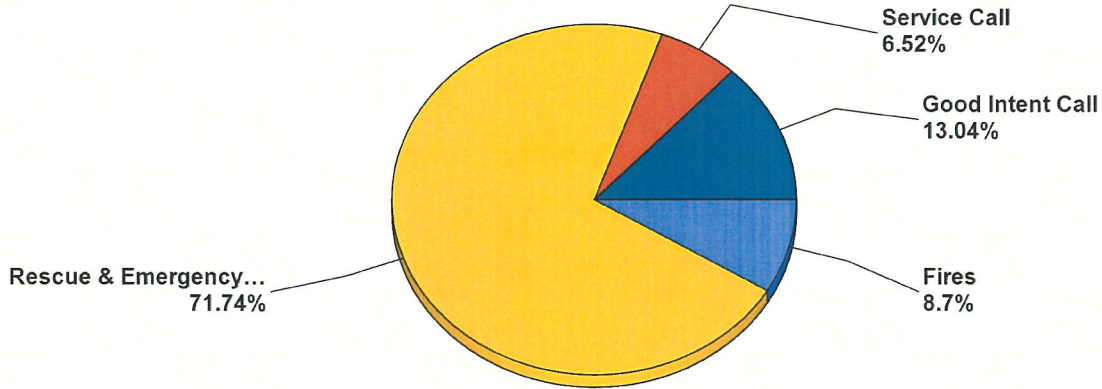
Hartford, MI

This report was generated on 3/1/2022 11:31:07 AM



Breakdown by Major Incident Types for Date Range

Zone(s): All Zones | Start Date: 02/01/2022 | End Date: 02/28/2022



MAJOR INCIDENT TYPE	# INCIDENTS	% of TOTAL
Fires	4	8.7%
Rescue & Emergency Medical Service	33	71.74%
Service Call	3	6.52%
Good Intent Call	6	13.04%
TOTAL	46	100%

Only REVIEWED and/or LOCKED IMPORTED incidents are included. Summary results for a major incident type are not displayed if the count is zero.



emergencyreporting.com

Doc Id: 553

Page # 1 of 2

Detailed Breakdown by Incident Type

INCIDENT TYPE	# INCIDENTS	% of TOTAL
111 - Building fire	2	4.35%
113 - Cooking fire, confined to container	1	2.17%
142 - Brush or brush-and-grass mixture fire	1	2.17%
311 - Medical assist, assist EMS crew	2	4.35%
321 - EMS call, excluding vehicle accident with injury	28	60.87%
322 - Motor vehicle accident with injuries	2	4.35%
324 - Motor vehicle accident with no injuries.	1	2.17%
500 - Service Call, other	2	4.35%
551 - Assist police or other governmental agency	1	2.17%
600 - Good intent call, other	3	6.52%
611 - Dispatched & cancelled en route	2	4.35%
651 - Smoke scare, odor of smoke	1	2.17%
TOTAL INCIDENTS:	46	100%

Only REVIEWED and/or LOCKED IMPORTED incidents are included. Summary results for a major incident type are not displayed if the count is zero.



Hartford Fire Department

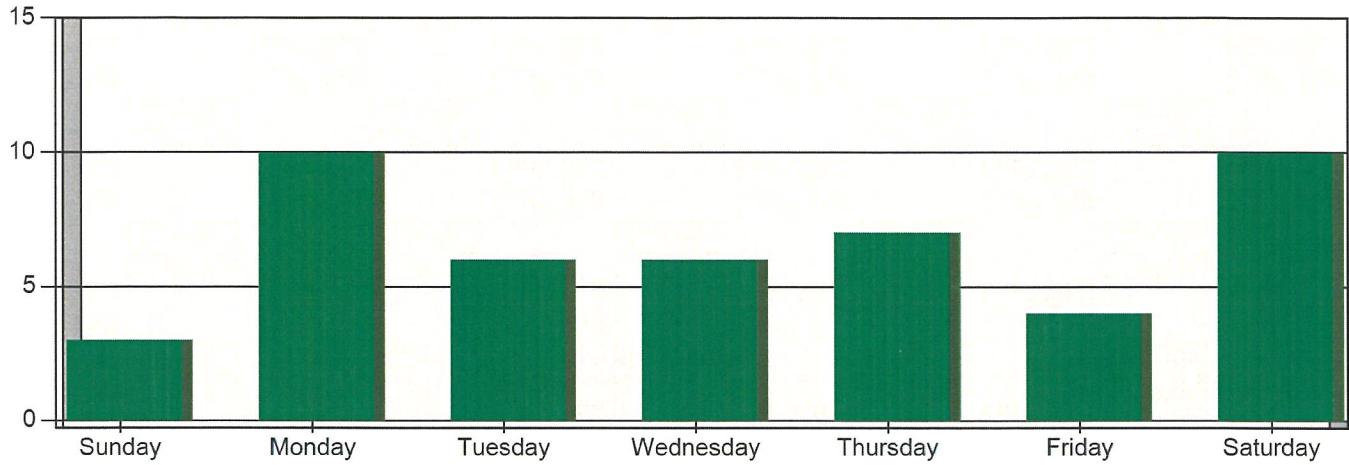
Hartford, MI

This report was generated on 3/1/2022 11:33:51 AM



Incidents by Day of the Week for Date Range

Start Incident Type: 100 | End Incident Type: 911 | Start Date: 02/01/2022 | End Date: 02/28/2022



DAY OF THE WEEK	# INCIDENTS
Sunday	3
Monday	10
Tuesday	6
Wednesday	6
Thursday	7
Friday	4
Saturday	10

TOTAL

46

Only Reviewed incidents included.



Hartford Fire Department

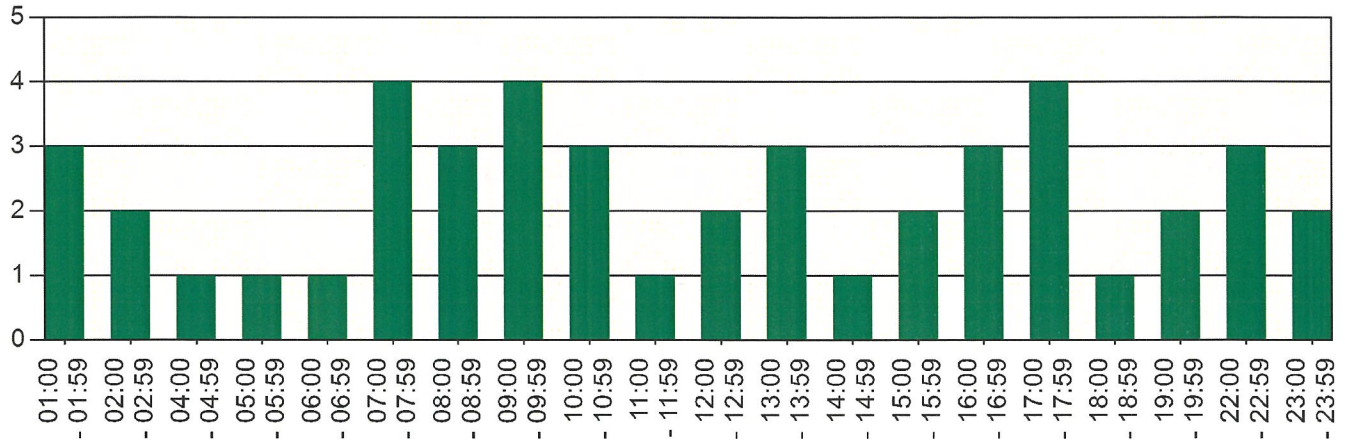
Hartford, MI

This report was generated on 3/1/2022 11:34:26 AM



Incidents per Hour for Incident Type Range for Date Range

Start Incident Type: 100 | End Incident Type: 911 | Start Date: 02/01/2022 | End Date: 02/28/2022



HOURLY PERIOD	# of CALLS
01:00 - 01:59	3
02:00 - 02:59	2
04:00 - 04:59	1
05:00 - 05:59	1
06:00 - 06:59	1
07:00 - 07:59	4
08:00 - 08:59	3
09:00 - 09:59	4
10:00 - 10:59	3
11:00 - 11:59	1
12:00 - 12:59	2
13:00 - 13:59	3
14:00 - 14:59	1
15:00 - 15:59	2
16:00 - 16:59	3
17:00 - 17:59	4
18:00 - 18:59	1
19:00 - 19:59	2
22:00 - 22:59	3
23:00 - 23:59	2
TOTAL:	46

Only REVIEWED incidents included.



Hartford Fire Department

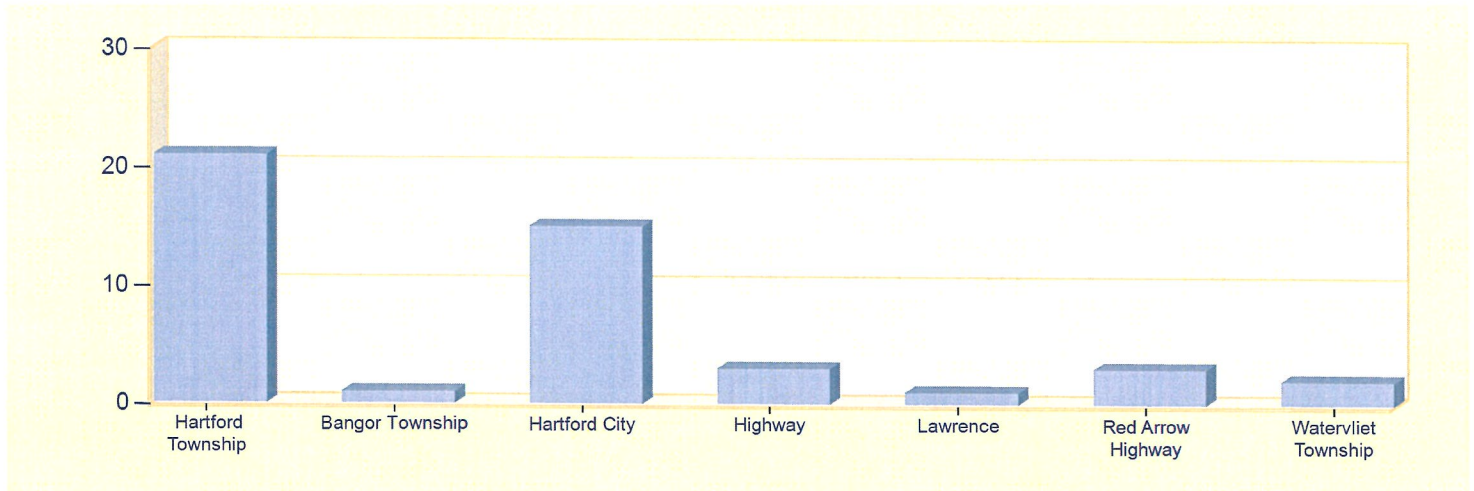
Hartford, MI

This report was generated on 3/1/2022 11:33:01 AM



Incident Type Count per Zone for Date Range

Start Date: 02/01/2022 | End Date: 02/28/2022



ZONES	INCIDENT TYPE	COUNT
Hartford Township - Hartford		
	111 - Building fire	1
	142 - Brush or brush-and-grass mixture fire	1
	311 - Medical assist, assist EMS crew	2
	321 - EMS call, excluding vehicle accident with injury	11
	500 - Service Call, other	2
	551 - Assist police or other governmental agency	1
	600 - Good intent call, other	2
	651 - Smoke scare, odor of smoke	1
	<i>Total Incidents for Hartford Township - Hartford.</i>	21
Bangor Township - Bangor		
	321 - EMS call, excluding vehicle accident with injury	1
	<i>Total Incidents for Bangor Township - Bangor.</i>	1
Hartford City - Hartford		
	113 - Cooking fire, confined to container	1
	321 - EMS call, excluding vehicle accident with injury	13
	600 - Good intent call, other	1
	<i>Total Incidents for Hartford City - Hartford.</i>	15
Highway - I 94		
	322 - Motor vehicle accident with injuries	1

Zone information is defined on the Basic Info 3 screen of an incident.
Only REVIEWED incidents included.



ZONES	INCIDENT TYPE	COUNT
	324 - Motor vehicle accident with no injuries.	1
	611 - Dispatched & cancelled en route	1
	<i>Total Incidents for Highway - I 94:</i>	3
Lawrence - Township		
	321 - EMS call, excluding vehicle accident with injury	1
	<i>Total Incidents for Lawrence - Township.</i>	1
Red Arrow Highway - Red Arrow Highway		
	321 - EMS call, excluding vehicle accident with injury	2
	322 - Motor vehicle accident with injuries	1
	<i>Total Incidents for Red Arrow Highway - Red Arrow Highway.</i>	3
Watervliet Township - Watervliet		
	111 - Building fire	1
	611 - Dispatched & cancelled en route	1
	<i>Total Incidents for Watervliet Township - Watervliet</i>	2
	<i>Total Count for all Zone:</i>	46

Zone information is defined on the Basic Info 3 screen of an incident.
Only REVIEWED incidents included.



Hartford Fire Department

Hartford, MI

This report was generated on 3/1/2022 11:35:04 AM



Incident Count per User-Defined Fields for Date Range

Start Date: 02/01/2022 | End Date: 02/28/2022

ANSWERS	# INCIDENTS
USER-DEFINED FIELD: Dispatch Priority (Required)	
1	27
2	15
3	4

USER-DEFINED FIELD: Lift Assist (Required)	
NO	44
Yes	2

Only User-Defined values selected in the CUSTOM field of an incident Included. Only REVIEWED incidents included in count.

