

Hartford Fire Department

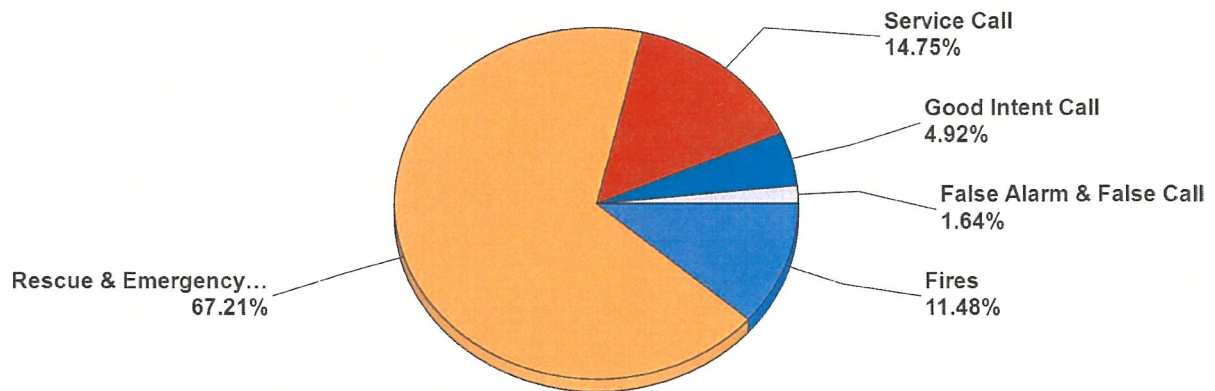
Hartford, MI

This report was generated on 1/2/2023 8:32:42 AM



Breakdown by Major Incident Types for Date Range

Zone(s): All Zones | Start Date: 12/01/2022 | End Date: 12/31/2022



MAJOR INCIDENT TYPE	# INCIDENTS	% of TOTAL
Fires	7	11.48%
Rescue & Emergency Medical Service	41	67.21%
Service Call	9	14.75%
Good Intent Call	3	4.92%
False Alarm & False Call	1	1.64%
TOTAL	61	100%

Only REVIEWED and/or LOCKED IMPORTED incidents are included. Summary results for a major incident type are not displayed if the count is zero.



Detailed Breakdown by Incident Type

INCIDENT TYPE	# INCIDENTS	% of TOTAL
111 - Building fire	5	8.2%
113 - Cooking fire, confined to container	1	1.64%
141 - Forest, woods or wildland fire	1	1.64%
311 - Medical assist, assist EMS crew	24	39.34%
321 - EMS call, excluding vehicle accident with injury	17	27.87%
500 - Service Call, other	5	8.2%
531 - Smoke or odor removal	1	1.64%
554 - Assist invalid	2	3.28%
571 - Cover assignment, standby, moveup	1	1.64%
611 - Dispatched & cancelled en route	3	4.92%
746 - Carbon monoxide detector activation, no CO	1	1.64%
TOTAL INCIDENTS:	61	100%

Only REVIEWED and/or LOCKED IMPORTED incidents are included. Summary results for a major incident type are not displayed if the count is zero.

Hartford Fire Department

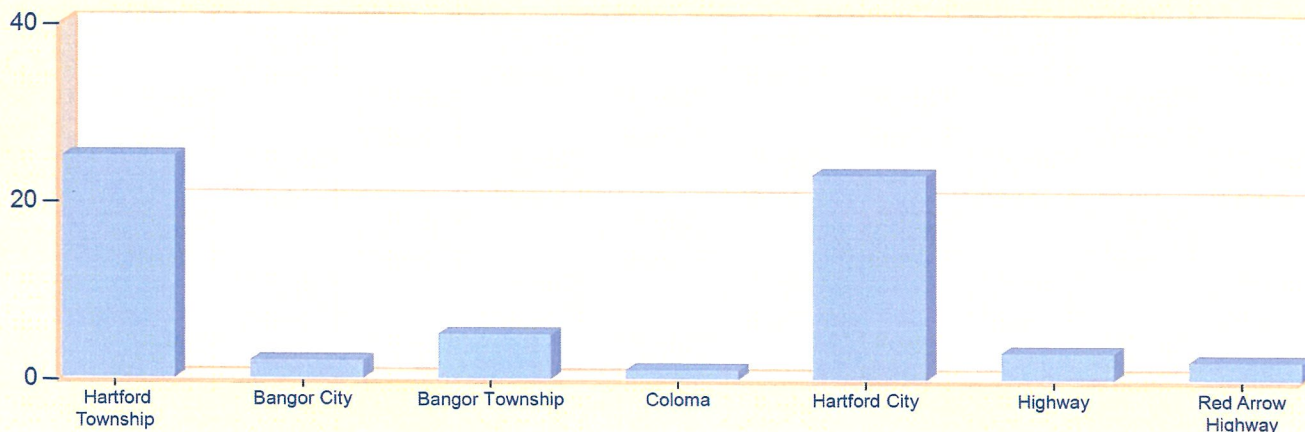
Hartford, MI

This report was generated on 1/2/2023 8:19:39 AM



Incident Type Count per Zone for Date Range

Start Date: 12/01/2022 | End Date: 12/31/2022



ZONES	INCIDENT TYPE	COUNT
Hartford Township - Hartford		
	111 - Building fire	1
	311 - Medical assist, assist EMS crew	14
	321 - EMS call, excluding vehicle accident with injury	7
	500 - Service Call, other	1
	531 - Smoke or odor removal	1
	746 - Carbon monoxide detector activation, no CO	1
	<i>Total Incidents for Hartford Township - Hartford:</i>	25
Bangor City - Bangor		
	111 - Building fire	2
	<i>Total Incidents for Bangor City - Bangor:</i>	2
Bangor Township - Bangor		
	311 - Medical assist, assist EMS crew	3
	321 - EMS call, excluding vehicle accident with injury	2
	<i>Total Incidents for Bangor Township - Bangor:</i>	5
Coloma - Coloma		
	111 - Building fire	1
	<i>Total Incidents for Coloma - Coloma:</i>	1
Hartford City - Hartford		
	111 - Building fire	1
	113 - Cooking fire, confined to container	1

Zone information is defined on the Basic Info 3 screen of an incident.
Only REVIEWED incidents included.



ZONES	INCIDENT TYPE	COUNT
	141 - Forest, woods or wildland fire	1
	311 - Medical assist, assist EMS crew	6
	321 - EMS call, excluding vehicle accident with injury	7
	500 - Service Call, other	3
	554 - Assist invalid	2
	571 - Cover assignment, standby, moveup	1
	611 - Dispatched & cancelled en route	1
	<i>Total Incidents for Hartford City - Hartford:</i>	23
Highway - I 94		
	321 - EMS call, excluding vehicle accident with injury	1
	611 - Dispatched & cancelled en route	2
	<i>Total Incidents for Highway - I 94:</i>	3
Red Arrow Highway - Red Arrow Highway		
	311 - Medical assist, assist EMS crew	1
	500 - Service Call, other	1
	<i>Total Incidents for Red Arrow Highway - Red Arrow Highway:</i>	2
Total Count for all Zone:		61

Zone information is defined on the Basic Info 3 screen of an incident.
Only REVIEWED incidents included.



Hartford Fire Department

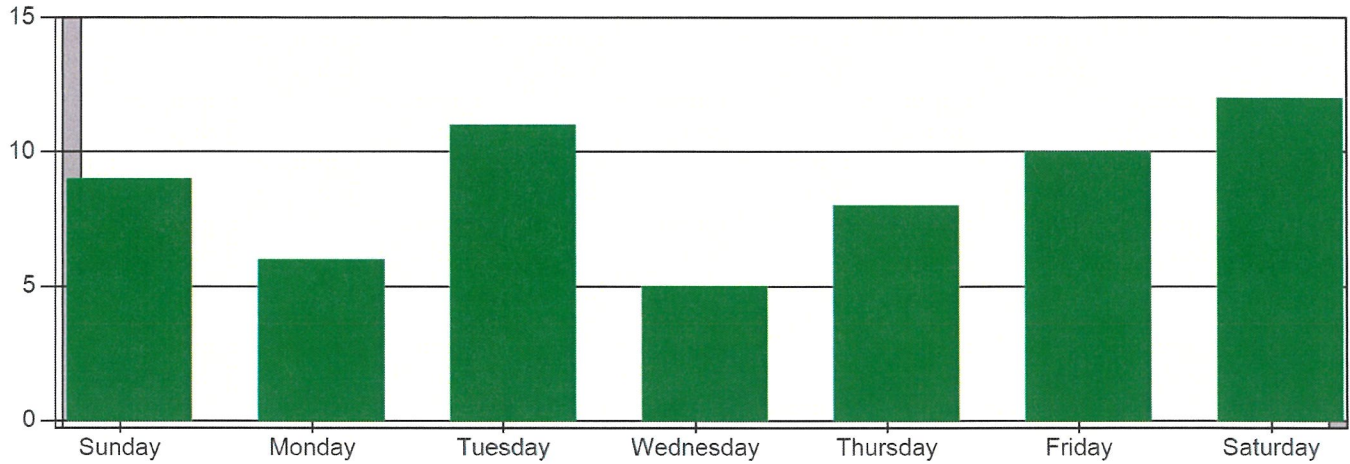
Hartford, MI

This report was generated on 1/2/2023 8:22:07 AM



Incidents by Day of the Week for Date Range

Start Incident Type: 100 | End Incident Type: 911 | Start Date: 12/01/2022 | End Date: 12/31/2022



DAY OF THE WEEK	# INCIDENTS
Sunday	9
Monday	6
Tuesday	11
Wednesday	5
Thursday	8
Friday	10
Saturday	12

TOTAL

61

Only Reviewed incidents included.



Hartford Fire Department

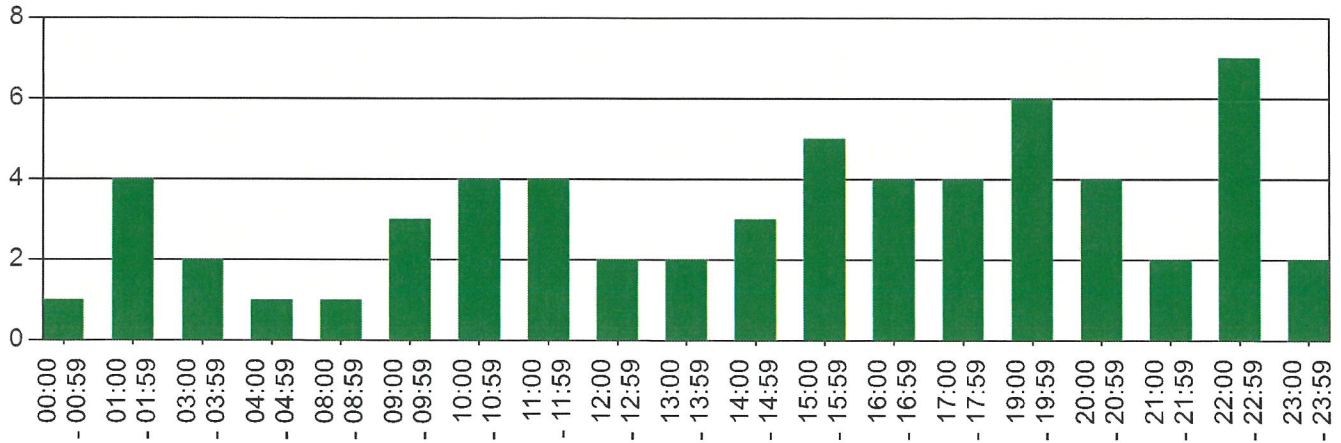
Hartford, MI

This report was generated on 1/2/2023 8:22:56 AM



Incidents per Hour for Incident Type Range for Date Range

Start Incident Type: 100 | End Incident Type: 911 | Start Date: 12/01/2022 | End Date: 12/31/2022



HOUR	# of CALLS
00:00 - 00:59	1
01:00 - 01:59	4
03:00 - 03:59	2
04:00 - 04:59	1
08:00 - 08:59	1
09:00 - 09:59	3
10:00 - 10:59	4
11:00 - 11:59	4
12:00 - 12:59	2
13:00 - 13:59	2
14:00 - 14:59	3
15:00 - 15:59	5
16:00 - 16:59	4
17:00 - 17:59	4
19:00 - 19:59	6
20:00 - 20:59	4
21:00 - 21:59	2
22:00 - 22:59	7
23:00 - 23:59	2
TOTAL:	61

Only REVIEWED incidents included.



Hartford Fire Department

Hartford, MI

This report was generated on 1/2/2023 8:23:46 AM



Incident Count per User-Defined Fields for Date Range

Start Date: 12/01/2022 | End Date: 12/31/2022

ANSWERS	# INCIDENTS
USER-DEFINED FIELD: Dispatch Priority (Required)	
1	29
2	18
3	14

USER-DEFINED FIELD: Lift Assist (Required)	
No	57
Yes	4

Only User-Defined values selected in the CUSTOM field of an incident Included. Only REVIEWED incidents included in count.

