

Hartford Fire Department

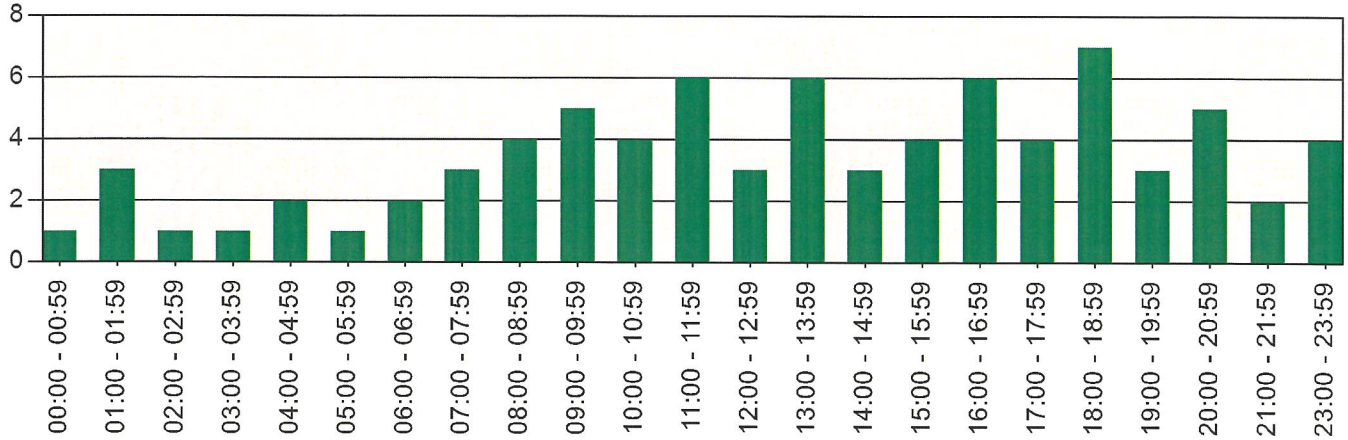
Hartford, MI

This report was generated on 2/2/2022 11:14:36 AM



Incidents per Hour for Incident Type Range for Date Range

Start Incident Type: 100 | End Incident Type: 911 | Start Date: 01/01/2022 | End Date: 01/31/2022



Hour	# of CALLS
00:00 - 00:59	1
01:00 - 01:59	3
02:00 - 02:59	1
03:00 - 03:59	1
04:00 - 04:59	2
05:00 - 05:59	1
06:00 - 06:59	2
07:00 - 07:59	3
08:00 - 08:59	4
09:00 - 09:59	5
10:00 - 10:59	4
11:00 - 11:59	6
12:00 - 12:59	3
13:00 - 13:59	6
14:00 - 14:59	3
15:00 - 15:59	4
16:00 - 16:59	6
17:00 - 17:59	4
18:00 - 18:59	7
19:00 - 19:59	3
20:00 - 20:59	5
21:00 - 21:59	2
23:00 - 23:59	4
TOTAL:	80

Only REVIEWED incidents included.



Hartford Fire Department

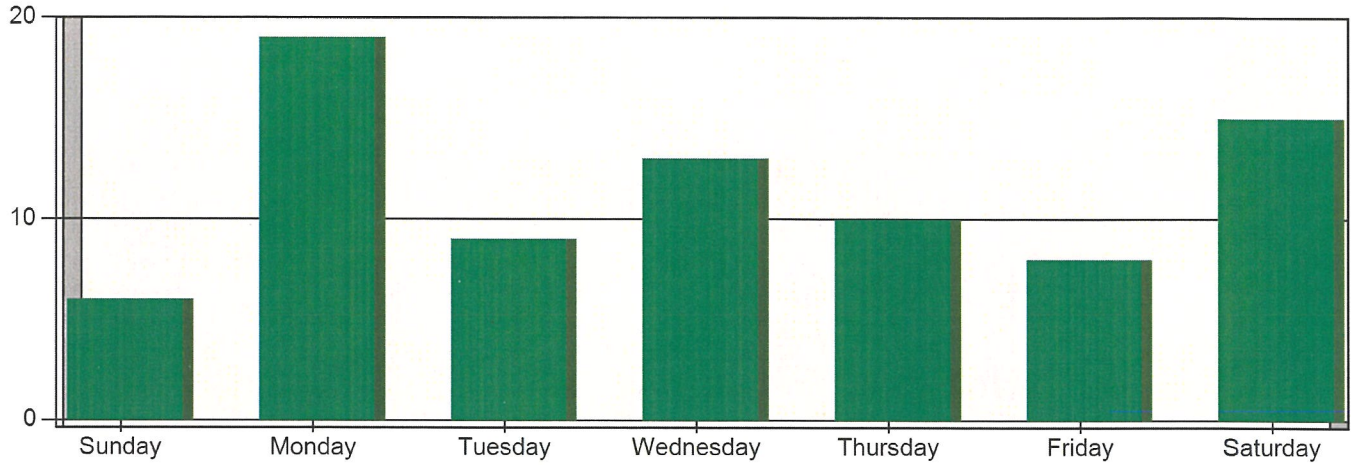
Hartford, MI

This report was generated on 2/2/2022 11:13:52 AM



Incidents by Day of the Week for Date Range

Start Incident Type: 100 | End Incident Type: 911 | Start Date: 01/01/2022 | End Date: 01/31/2022



DAY OF THE WEEK	# INCIDENTS
Sunday	6
Monday	19
Tuesday	9
Wednesday	13
Thursday	10
Friday	8
Saturday	15

TOTAL

80

Only Reviewed incidents included.



emergencyreporting.com

Doc Id: 1284

Page # 1 of 1

Hartford Fire Department

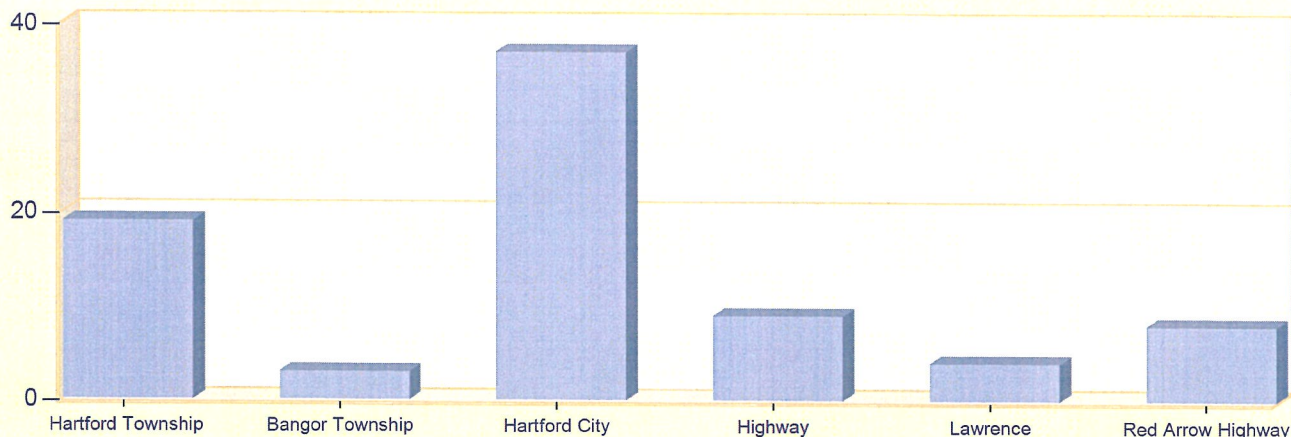
Hartford, MI

This report was generated on 2/2/2022 11:13:00 AM



Incident Type Count per Zone for Date Range

Start Date: 01/01/2022 | End Date: 01/31/2022



ZONES	INCIDENT TYPE	COUNT
Hartford Township - Hartford		
	311 - Medical assist, assist EMS crew	1
	321 - EMS call, excluding vehicle accident with injury	12
	324 - Motor vehicle accident with no injuries.	1
	444 - Power line down	1
	500 - Service Call, other	3
	611 - Dispatched & cancelled en route	1
	<i>Total Incidents for Hartford Township - Hartford:</i>	19
Bangor Township - Bangor		
	321 - EMS call, excluding vehicle accident with injury	3
	<i>Total Incidents for Bangor Township - Bangor:</i>	3
Hartford City - Hartford		
	111 - Building fire	1
	311 - Medical assist, assist EMS crew	6
	321 - EMS call, excluding vehicle accident with injury	25
	324 - Motor vehicle accident with no injuries.	1
	412 - Gas leak (natural gas or LPG)	1
	500 - Service Call, other	2
	600 - Good intent call, other	1
	<i>Total Incidents for Hartford City - Hartford:</i>	37
Highway - I 94		

Zone information is defined on the Basic Info 3 screen of an incident.
Only REVIEWED incidents included.



ZONES	INCIDENT TYPE	COUNT
	322 - Motor vehicle accident with injuries	3
	324 - Motor vehicle accident with no injuries.	3
	611 - Dispatched & cancelled en route	3
	<i>Total Incidents for Highway - I 94:</i>	9
Lawrence - Township		
	111 - Building fire	3
	611 - Dispatched & cancelled en route	1
	<i>Total Incidents for Lawrence - Township:</i>	4
Red Arrow Highway - Red Arrow Highway		
	118 - Trash or rubbish fire, contained	1
	150 - Outside rubbish fire, other	1
	311 - Medical assist, assist EMS crew	3
	321 - EMS call, excluding vehicle accident with injury	2
	500 - Service Call, other	1
	<i>Total Incidents for Red Arrow Highway - Red Arrow Highway:</i>	8
	<i>Total Count for all Zone:</i>	80

Zone information is defined on the Basic Info 3 screen of an incident.
Only REVIEWED incidents included.



Hartford Fire Department

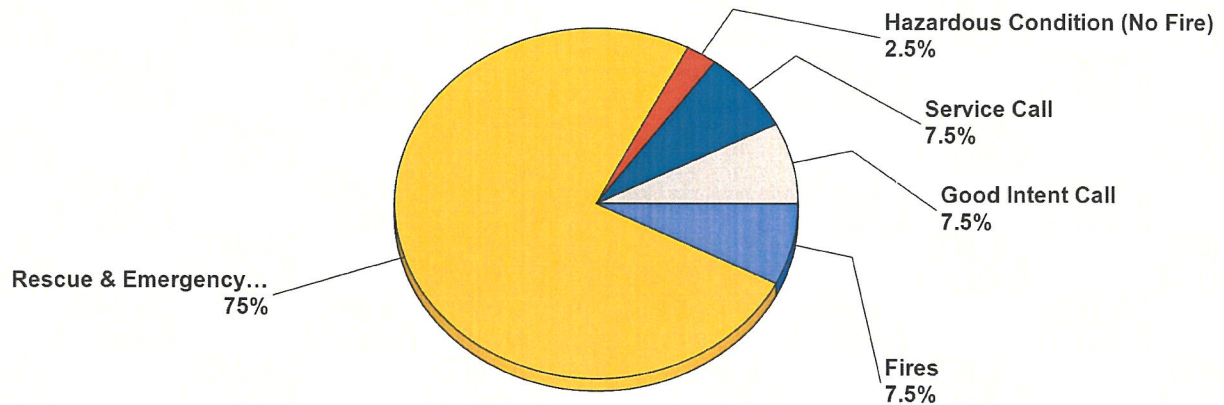
Hartford, MI

This report was generated on 2/2/2022 11:12:23 AM



Breakdown by Major Incident Types for Date Range

Zone(s): All Zones | Start Date: 01/01/2022 | End Date: 01/31/2022



MAJOR INCIDENT TYPE	# INCIDENTS	% of TOTAL
Fires	6	7.5%
Rescue & Emergency Medical Service	60	75%
Hazardous Condition (No Fire)	2	2.5%
Service Call	6	7.5%
Good Intent Call	6	7.5%
TOTAL	80	100%

Only REVIEWED and/or LOCKED IMPORTED incidents are included. Summary results for a major incident type are not displayed if the count is zero.



emergencyreporting.com

Doc Id: 553

Page # 1 of 2

Detailed Breakdown by Incident Type

INCIDENT TYPE	# INCIDENTS	% of TOTAL
111 - Building fire	4	5%
118 - Trash or rubbish fire, contained	1	1.25%
150 - Outside rubbish fire, other	1	1.25%
311 - Medical assist, assist EMS crew	10	12.5%
321 - EMS call, excluding vehicle accident with injury	42	52.5%
322 - Motor vehicle accident with injuries	3	3.75%
324 - Motor vehicle accident with no injuries.	5	6.25%
412 - Gas leak (natural gas or LPG)	1	1.25%
444 - Power line down	1	1.25%
500 - Service Call, other	6	7.5%
600 - Good intent call, other	1	1.25%
611 - Dispatched & cancelled en route	5	6.25%
TOTAL INCIDENTS:	80	100%

Only REVIEWED and/or LOCKED IMPORTED incidents are included. Summary results for a major incident type are not displayed if the count is zero.



Hartford Fire Department

Hartford, MI

This report was generated on 2/2/2022 11:15:22 AM



Incident Count per User-Defined Fields for Date Range

Start Date: 01/01/2022 | End Date: 01/31/2022

ANSWERS	# INCIDENTS
USER-DEFINED FIELD: Dispatch Priority (Required)	
1	46
2	26
3	8

USER-DEFINED FIELD: Lift Assist (Required)	
no	75
YES	5

Only User-Defined values selected in the CUSTOM field of an incident Included. Only REVIEWED incidents included in count.

