

Hartford Fire Department

Hartford, MI

This report was generated on 12/2/2020 9:05:50 AM



Incident Count per User-Defined Fields for Date Range

Start Date: 11/01/2020 | End Date: 11/30/2020

ANSWERS	# INCIDENTS
USER-DEFINED FIELD: Dispatch Priority (Required)	
1	39
2	22
3	18

Only User-Defined values selected in the CUSTOM field of an incident Included. Only REVIEWED incidents included in count.



Hartford Fire Department

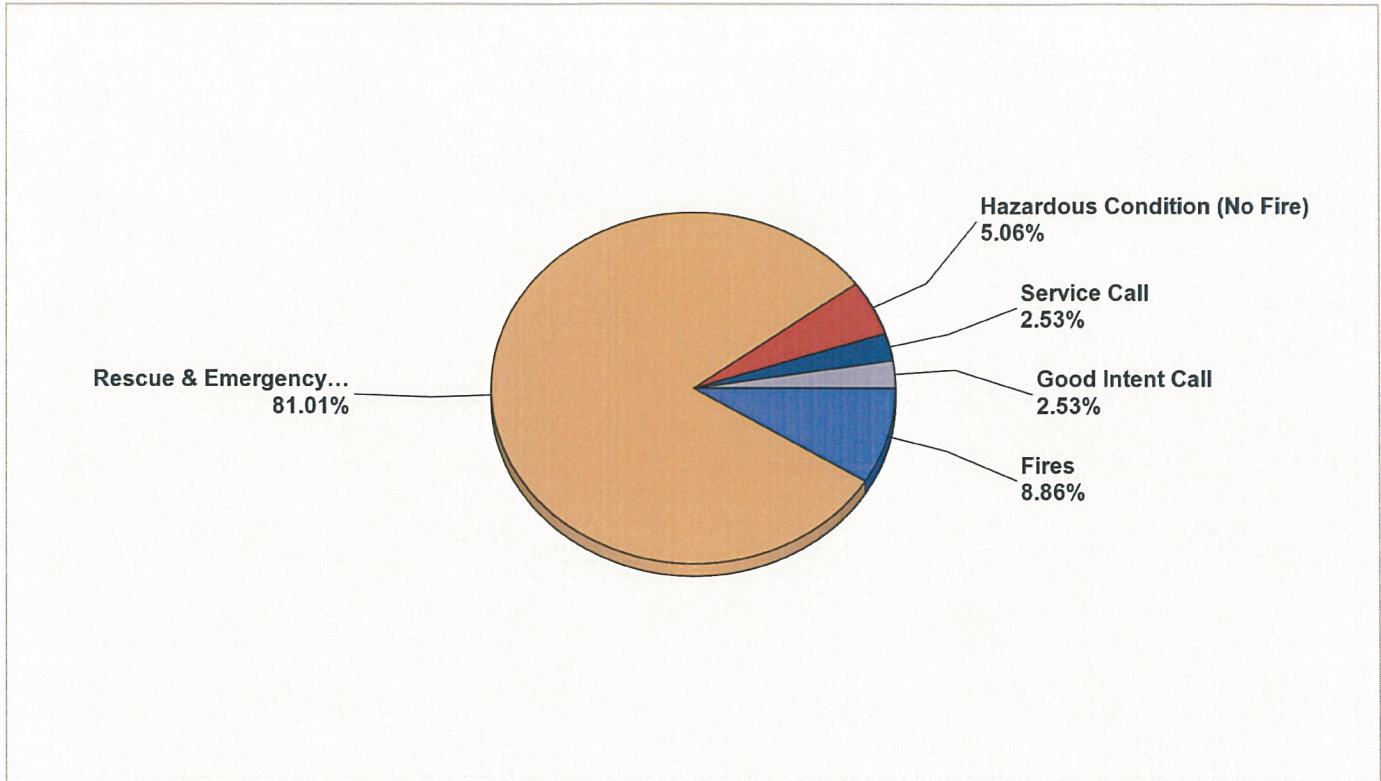
Hartford, MI

This report was generated on 12/2/2020 8:54:00 AM



Breakdown by Major Incident Types for Date Range

Zone(s): All Zones | Start Date: 11/01/2020 | End Date: 11/30/2020



MAJOR INCIDENT TYPE	# INCIDENTS	% of TOTAL
Fires	7	8.86%
Rescue & Emergency Medical Service	64	81.01%
Hazardous Condition (No Fire)	4	5.06%
Service Call	2	2.53%
Good Intent Call	2	2.53%
TOTAL	79	100%

Only REVIEWED and/or LOCKED IMPORTED incidents are included. Summary results for a major incident type are not displayed if the count is zero.



Detailed Breakdown by Incident Type

INCIDENT TYPE	# INCIDENTS	% of TOTAL
111 - Building fire	2	2.53%
118 - Trash or rubbish fire, contained	1	1.27%
131 - Passenger vehicle fire	1	1.27%
141 - Forest, woods or wildland fire	1	1.27%
142 - Brush or brush-and-grass mixture fire	2	2.53%
311 - Medical assist, assist EMS crew	9	11.39%
321 - EMS call, excluding vehicle accident with injury	51	64.56%
322 - Motor vehicle accident with injuries	2	2.53%
324 - Motor vehicle accident with no injuries.	2	2.53%
444 - Power line down	3	3.8%
445 - Arcing, shorted electrical equipment	1	1.27%
551 - Assist police or other governmental agency	1	1.27%
571 - Cover assignment, standby, moveup	1	1.27%
611 - Dispatched & cancelled en route	2	2.53%
TOTAL INCIDENTS:	79	100%

Only REVIEWED and/or LOCKED IMPORTED incidents are included. Summary results for a major incident type are not displayed if the count is zero.



Hartford Fire Department

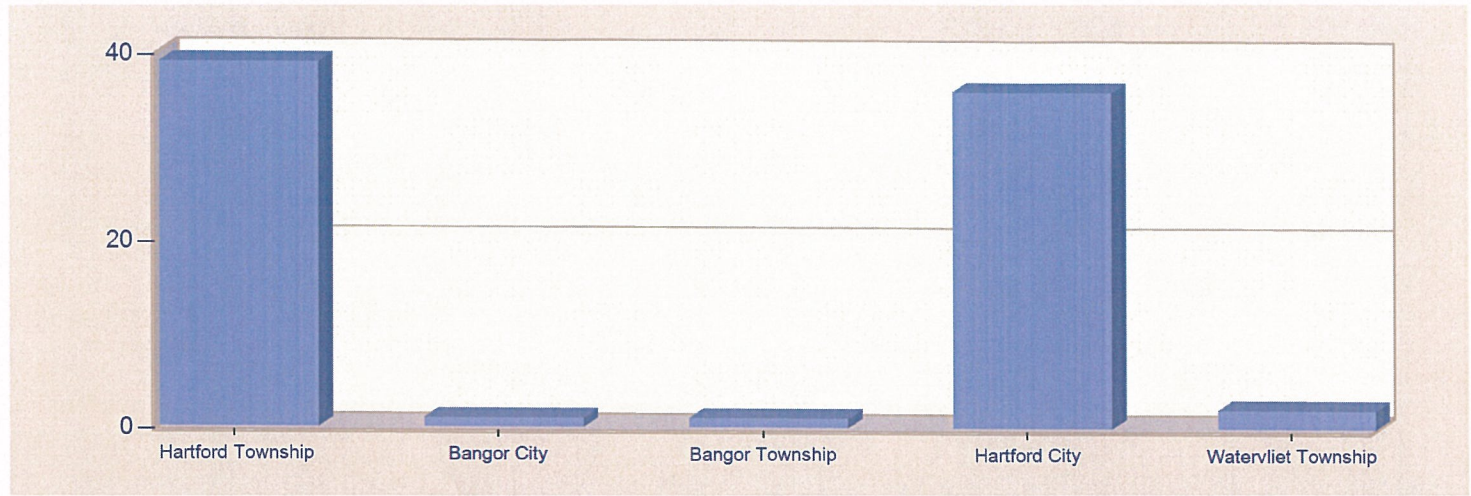
Hartford, MI

This report was generated on 12/2/2020 9:02:52 AM



Incident Type Count per Zone for Date Range

Start Date: 11/01/2020 | End Date: 11/30/2020



ZONES	INCIDENT TYPE	COUNT
Hartford Township - Hartford		
	118 - Trash or rubbish fire, contained	1
	131 - Passenger vehicle fire	1
	141 - Forest, woods or wildland fire	1
	142 - Brush or brush-and-grass mixture fire	1
	311 - Medical assist, assist EMS crew	3
	321 - EMS call, excluding vehicle accident with injury	23
	322 - Motor vehicle accident with injuries	2
	324 - Motor vehicle accident with no injuries.	1
	444 - Power line down	3
	445 - Arcing, shorted electrical equipment	1
	551 - Assist police or other governmental agency	1
	611 - Dispatched & cancelled en route	1
	<i>Total Incidents for Hartford Township - Hartford.</i>	39
Bangor City - Bangor		
	111 - Building fire	1
	<i>Total Incidents for Bangor City - Bangor.</i>	1
Bangor Township - Bangor		
	324 - Motor vehicle accident with no injuries.	1
	<i>Total Incidents for Bangor Township - Bangor.</i>	1
Hartford City - Hartford		

Zone information is defined on the Basic Info 3 screen of an incident.
Only REVIEWED incidents included.



ZONES	INCIDENT TYPE	COUNT
	311 - Medical assist, assist EMS crew	6
	321 - EMS call, excluding vehicle accident with injury	28
	571 - Cover assignment, standby, moveup	1
	611 - Dispatched & cancelled en route	1
	<i>Total Incidents for Hartford City - Hartford:</i>	36
Watervliet Township - Watervliet		
	111 - Building fire	1
	142 - Brush or brush-and-grass mixture fire	1
	<i>Total Incidents for Watervliet Township - Watervliet</i>	2
Total Count for all Zone:		79

Zone information is defined on the Basic Info 3 screen of an incident.
Only REVIEWED incidents included.



Hartford Fire Department

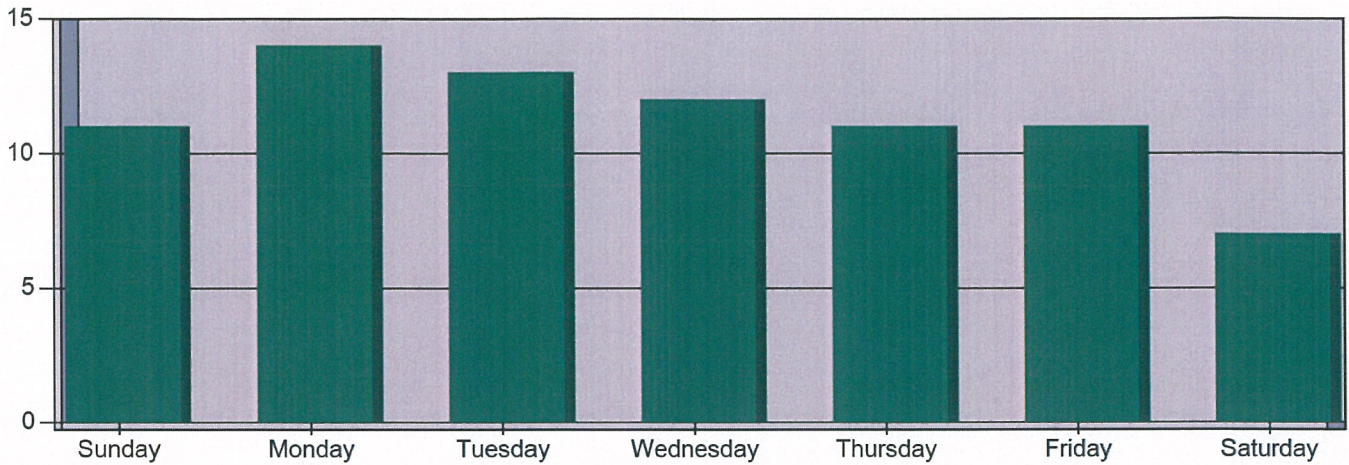
Hartford, MI

This report was generated on 12/2/2020 9:04:10 AM



Incidents by Day of the Week for Date Range


Start Incident Type: 100 | End Incident Type: 911 | Start Date: 11/01/2020 | End Date: 11/30/2020



DAY OF THE WEEK	# INCIDENTS
Sunday	11
Monday	14
Tuesday	13
Wednesday	12
Thursday	11
Friday	11
Saturday	7

TOTAL

79



Hartford Fire Department

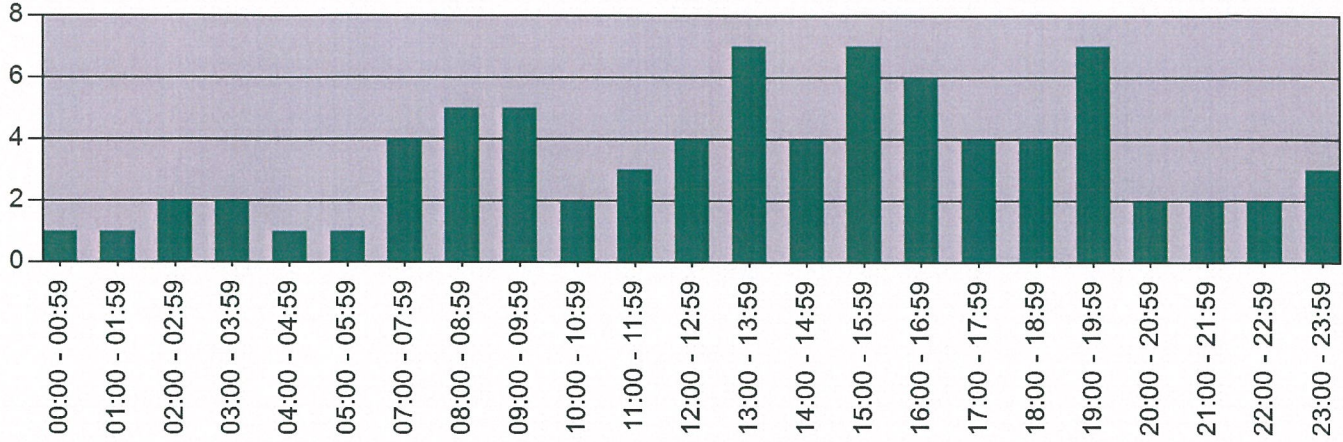
Hartford, MI

This report was generated on 12/2/2020 9:04:54 AM



Incidents per Hour for Incident Type Range for Date Range

Start Incident Type: 100 | End Incident Type: 911 | Start Date: 11/01/2020 | End Date: 11/30/2020



Hour	# of CALLS
00:00 - 00:59	1
01:00 - 01:59	1
02:00 - 02:59	2
03:00 - 03:59	2
04:00 - 04:59	1
05:00 - 05:59	1
07:00 - 07:59	4
08:00 - 08:59	5
09:00 - 09:59	5
10:00 - 10:59	2
11:00 - 11:59	3
12:00 - 12:59	4
13:00 - 13:59	7
14:00 - 14:59	4
15:00 - 15:59	7
16:00 - 16:59	6
17:00 - 17:59	4
18:00 - 18:59	4
19:00 - 19:59	7
20:00 - 20:59	2
21:00 - 21:59	2
22:00 - 22:59	2
23:00 - 23:59	3
TOTAL:	79

Only REVIEWED incidents included.

