

# Hartford Fire Department

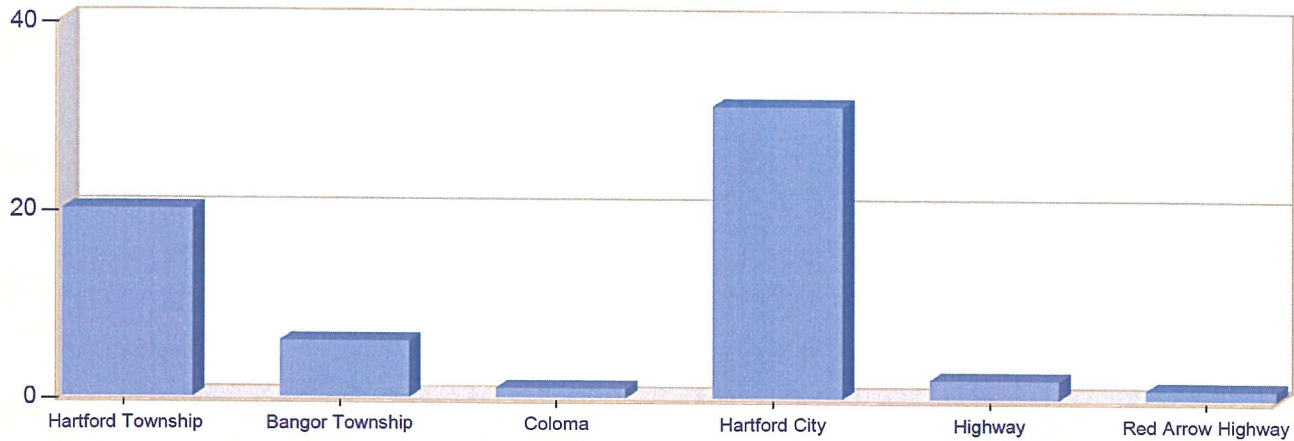
Hartford, MI

This report was generated on 8/2/2022 10:32:19 AM



## Incident Type Count per Zone for Date Range

Start Date: 07/01/2022 | End Date: 07/31/2022



ZONES	INCIDENT TYPE	COUNT
<b>Hartford Township - Hartford</b>		
	151 - Outside rubbish, trash or waste fire	1
	311 - Medical assist, assist EMS crew	6
	321 - EMS call, excluding vehicle accident with injury	10
	500 - Service Call, other	1
	611 - Dispatched & cancelled en route	2
	<i>Total Incidents for Hartford Township - Hartford.</i>	20
<b>Bangor Township - Bangor</b>		
	311 - Medical assist, assist EMS crew	2
	321 - EMS call, excluding vehicle accident with injury	1
	322 - Motor vehicle accident with injuries	2
	611 - Dispatched & cancelled en route	1
	<i>Total Incidents for Bangor Township - Bangor.</i>	6
<b>Coloma - Coloma</b>		
	111 - Building fire	1
	<i>Total Incidents for Coloma - Coloma:</i>	1
<b>Hartford City - Hartford</b>		
	143 - Grass fire	1
	311 - Medical assist, assist EMS crew	7
	321 - EMS call, excluding vehicle accident with injury	18
	322 - Motor vehicle accident with injuries	1

Zone information is defined on the Basic Info 3 screen of an incident.  
Only REVIEWED incidents included.



ZONES	INCIDENT TYPE	COUNT
	554 - Assist invalid	1
	611 - Dispatched & cancelled en route	1
	651 - Smoke scare, odor of smoke	1
	746 - Carbon monoxide detector activation, no CO	1
	<i>Total Incidents for Hartford City - Hartford:</i>	31
<b>Highway - I 94</b>		
	324 - Motor vehicle accident with no injuries.	1
	621 - Wrong location	1
	<i>Total Incidents for Highway - I 94:</i>	2
<b>Red Arrow Highway - Red Arrow Highway</b>		
	321 - EMS call, excluding vehicle accident with injury	1
	<i>Total Incidents for Red Arrow Highway - Red Arrow Highway.</i>	1
<b>Total Count for all Zone:</b>		<b>61</b>

Zone information is defined on the Basic Info 3 screen of an incident.  
Only REVIEWED incidents included.



# Hartford Fire Department

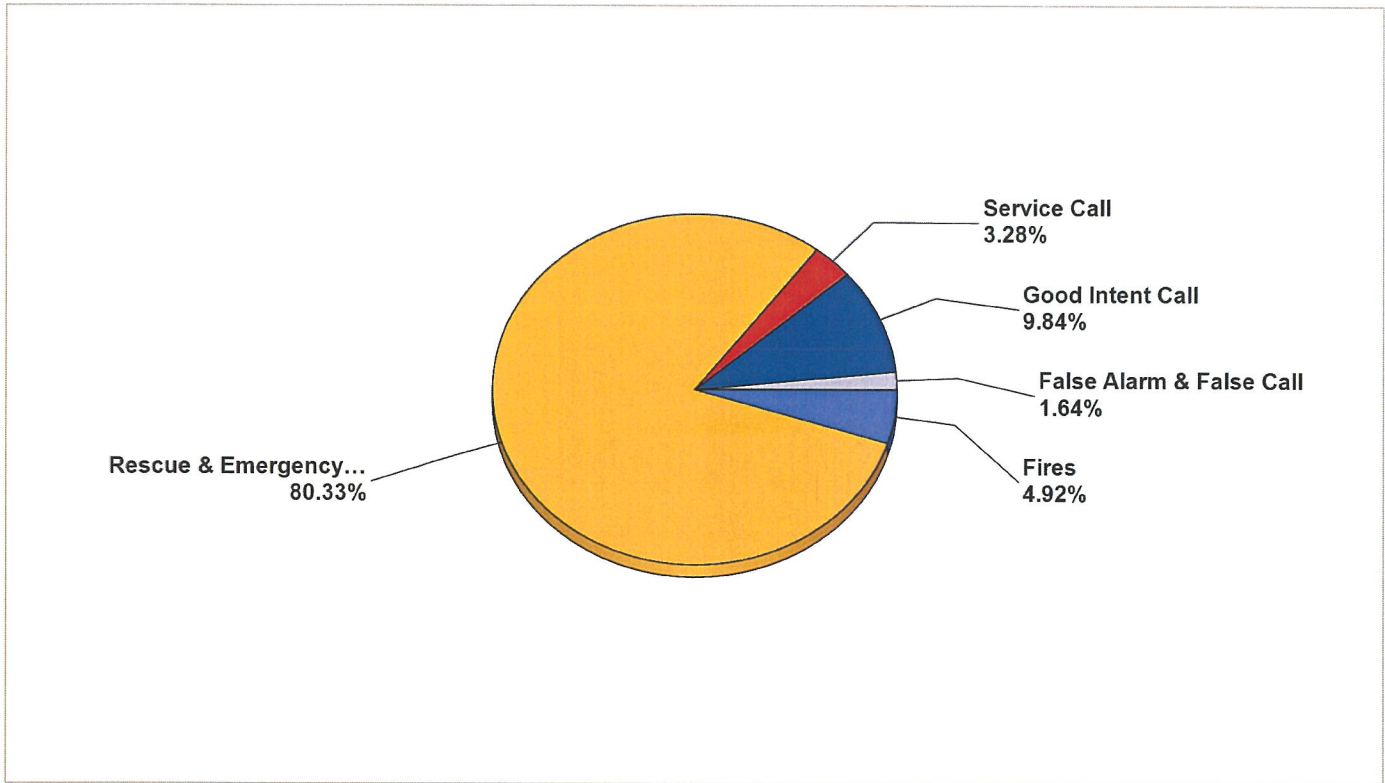
Hartford, MI

This report was generated on 8/2/2022 10:30:03 AM



## Breakdown by Major Incident Types for Date Range

Zone(s): All Zones | Start Date: 07/01/2022 | End Date: 07/31/2022



MAJOR INCIDENT TYPE	# INCIDENTS	% of TOTAL
Fires	3	4.92%
Rescue & Emergency Medical Service	49	80.33%
Service Call	2	3.28%
Good Intent Call	6	9.84%
False Alarm & False Call	1	1.64%
<b>TOTAL</b>	<b>61</b>	<b>100%</b>

Only REVIEWED and/or LOCKED IMPORTED incidents are included. Summary results for a major incident type are not displayed if the count is zero.



### Detailed Breakdown by Incident Type

INCIDENT TYPE	# INCIDENTS	% of TOTAL
111 - Building fire	1	1.64%
143 - Grass fire	1	1.64%
151 - Outside rubbish, trash or waste fire	1	1.64%
311 - Medical assist, assist EMS crew	15	24.59%
321 - EMS call, excluding vehicle accident with injury	30	49.18%
322 - Motor vehicle accident with injuries	3	4.92%
324 - Motor vehicle accident with no injuries.	1	1.64%
500 - Service Call, other	1	1.64%
554 - Assist invalid	1	1.64%
611 - Dispatched & cancelled en route	4	6.56%
621 - Wrong location	1	1.64%
651 - Smoke scare, odor of smoke	1	1.64%
746 - Carbon monoxide detector activation, no CO	1	1.64%
<b>TOTAL INCIDENTS:</b>	<b>61</b>	<b>100%</b>

Only REVIEWED and/or LOCKED IMPORTED incidents are included. Summary results for a major incident type are not displayed if the count is zero.



# Hartford Fire Department

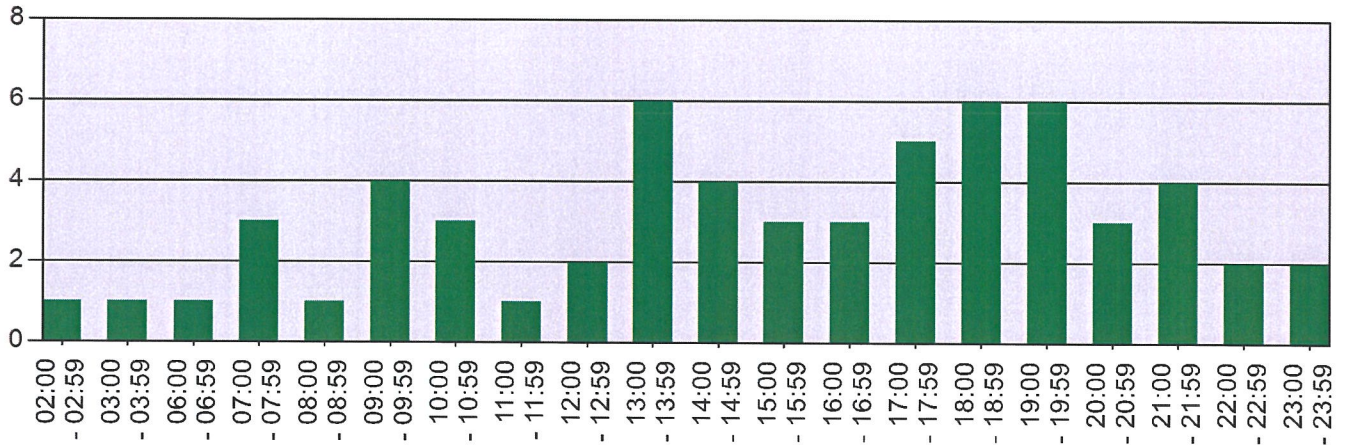
Hartford, MI

This report was generated on 8/2/2022 10:33:37 AM



## Incidents per Hour for Incident Type Range for Date Range

Start Incident Type: 100 | End Incident Type: 911 | Start Date: 07/01/2022 | End Date: 07/31/2022



HOUR	# of CALLS
02:00 - 02:59	1
03:00 - 03:59	1
06:00 - 06:59	1
07:00 - 07:59	3
08:00 - 08:59	1
09:00 - 09:59	4
10:00 - 10:59	3
11:00 - 11:59	1
12:00 - 12:59	2
13:00 - 13:59	6
14:00 - 14:59	4
15:00 - 15:59	3
16:00 - 16:59	3
17:00 - 17:59	5
18:00 - 18:59	6
19:00 - 19:59	6
20:00 - 20:59	3
21:00 - 21:59	4
22:00 - 22:59	2
23:00 - 23:59	2
<b>TOTAL:</b>	<b>61</b>

Only REVIEWED incidents included.



# Hartford Fire Department

Hartford, MI

This report was generated on 8/2/2022 10:34:18 AM



## Incident Count per User-Defined Fields for Date Range

Start Date: 07/01/2022 | End Date: 07/31/2022

ANSWERS	# INCIDENTS
<b>USER-DEFINED FIELD: Dispatch Priority (Required)</b>	
1	41
2	14
3	6

<b>USER-DEFINED FIELD: Lift Assist (Required)</b>	
No	59
Yes	2

Only User-Defined values selected in the CUSTOM field of an incident Included. Only REVIEWED incidents included in count.



# Hartford Fire Department

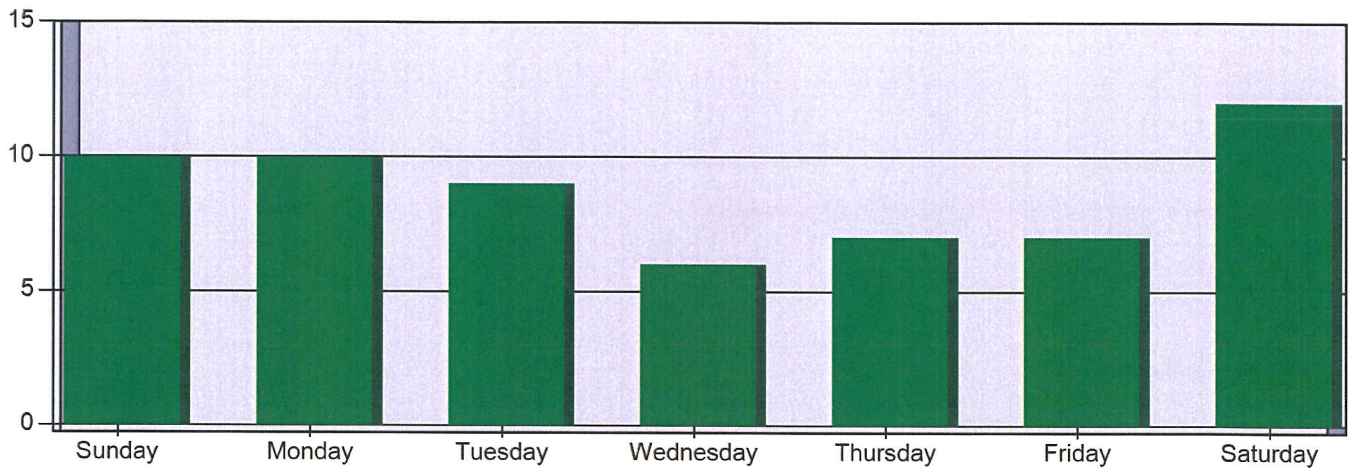
Hartford, MI

This report was generated on 8/2/2022 10:33:06 AM



## Incidents by Day of the Week for Date Range

Start Incident Type: 100 | End Incident Type: 911 | Start Date: 07/01/2022 | End Date: 07/31/2022



DAY OF THE WEEK	# INCIDENTS
Sunday	10
Monday	10
Tuesday	9
Wednesday	6
Thursday	7
Friday	7
Saturday	12

**TOTAL**

**61**

Only Reviewed incidents included.

