

# Hartford Fire Department

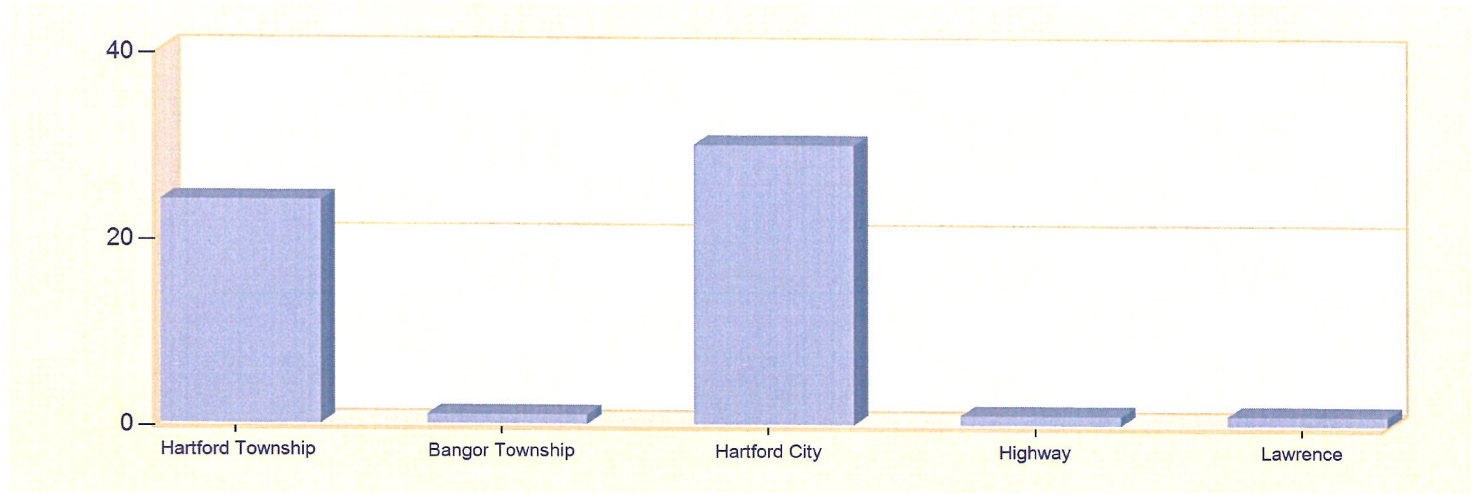
Hartford, MI

This report was generated on 12/1/2021 10:59:55 AM



## Incident Type Count per Zone for Date Range

Start Date: 11/01/2021 | End Date: 11/30/2021



ZONES	INCIDENT TYPE	COUNT
<b>Hartford Township - Hartford</b>		
	113 - Cooking fire, confined to container	1
	131 - Passenger vehicle fire	1
	311 - Medical assist, assist EMS crew	2
	321 - EMS call, excluding vehicle accident with injury	14
	322 - Motor vehicle accident with injuries	1
	324 - Motor vehicle accident with no injuries.	1
	444 - Power line down	1
	611 - Dispatched & cancelled en route	1
	651 - Smoke scare, odor of smoke	1
	746 - Carbon monoxide detector activation, no CO	1
	<i>Total Incidents for Hartford Township - Hartford:</i>	24
<b>Bangor Township - Bangor</b>		
	743 - Smoke detector activation, no fire - unintentional	1
	<i>Total Incidents for Bangor Township - Bangor:</i>	1
<b>Hartford City - Hartford</b>		
	311 - Medical assist, assist EMS crew	7
	321 - EMS call, excluding vehicle accident with injury	14
	322 - Motor vehicle accident with injuries	1
	412 - Gas leak (natural gas or LPG)	1
	444 - Power line down	1

Zone information is defined on the Basic Info 3 screen of an incident.  
Only REVIEWED incidents included.



ZONES	INCIDENT TYPE	COUNT
	500 - Service Call, other	1
	531 - Smoke or odor removal	1
	611 - Dispatched & cancelled en route	2
	651 - Smoke scare, odor of smoke	1
	743 - Smoke detector activation, no fire - unintentional	1
	<i>Total Incidents for Hartford City - Hartford:</i>	<i>30</i>
<b>Highway - I 94</b>		
	324 - Motor vehicle accident with no injuries.	1
	<i>Total Incidents for Highway - I 94:</i>	<i>1</i>
<b>Lawrence - Township</b>		
	111 - Building fire	1
	<i>Total Incidents for Lawrence - Township:</i>	<i>1</i>
	<b><i>Total Count for all Zone:</i></b>	<b><i>57</i></b>

Zone information is defined on the Basic Info 3 screen of an incident.  
Only REVIEWED incidents included.



# Hartford Fire Department

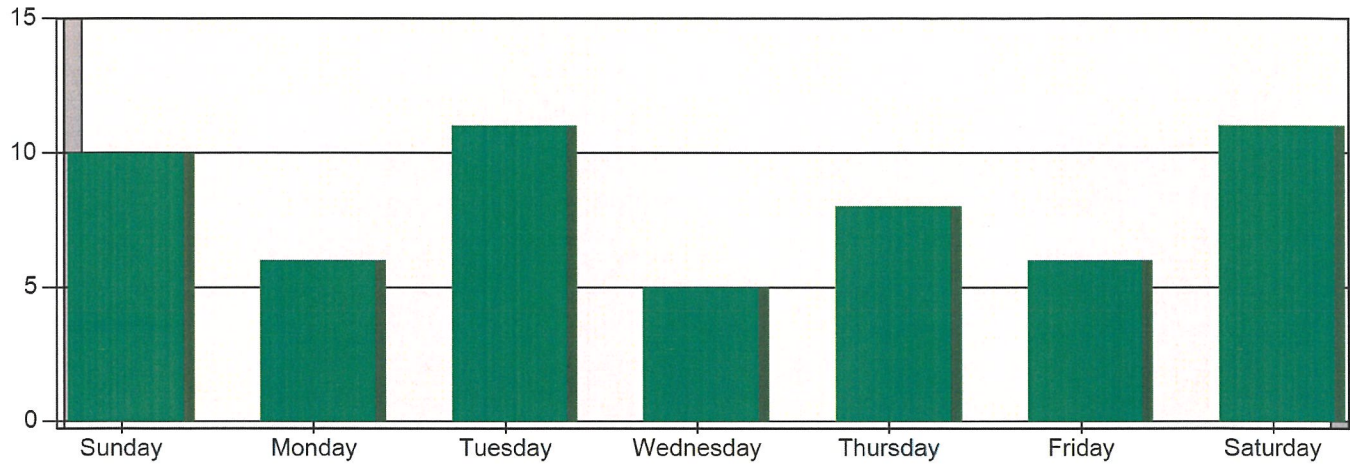
Hartford, MI

This report was generated on 12/1/2021 11:01:50 AM



## Incidents by Day of the Week for Date Range

Start Incident Type: 100 | End Incident Type: 911 | Start Date: 11/01/2021 | End Date: 11/30/2021



DAY OF THE WEEK	# INCIDENTS
Sunday	10
Monday	6
Tuesday	11
Wednesday	5
Thursday	8
Friday	6
Saturday	11

TOTAL

57

Only Reviewed incidents included.



emergencyreporting.com

Doc Id: 1284

Page # 1 of 1

# Hartford Fire Department

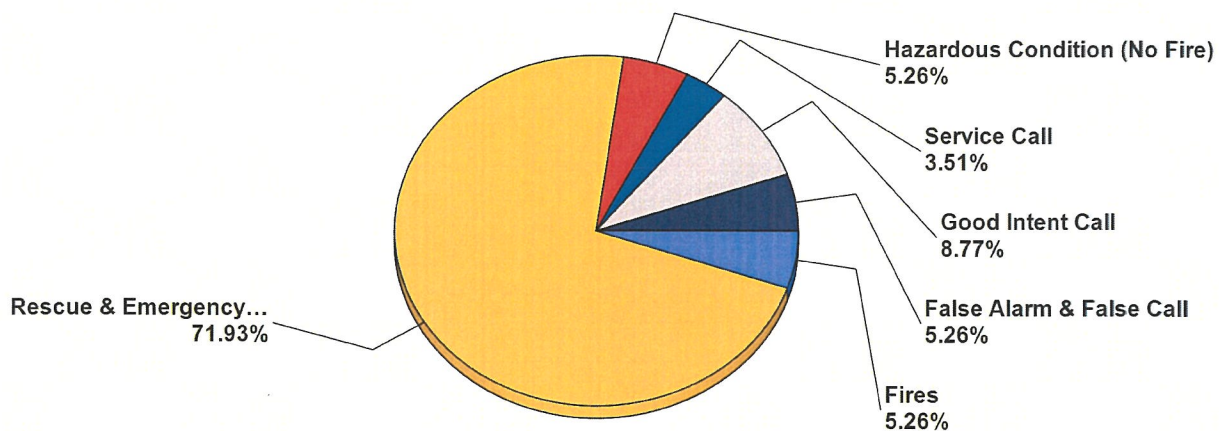
Hartford, MI

This report was generated on 12/1/2021 10:57:05 AM



## Breakdown by Major Incident Types for Date Range

Zone(s): All Zones | Start Date: 11/01/2021 | End Date: 11/30/2021



MAJOR INCIDENT TYPE	# INCIDENTS	% of TOTAL
Fires	3	5.26%
Rescue & Emergency Medical Service	41	71.93%
Hazardous Condition (No Fire)	3	5.26%
Service Call	2	3.51%
Good Intent Call	5	8.77%
False Alarm & False Call	3	5.26%
<b>TOTAL</b>	<b>57</b>	<b>100%</b>

Only REVIEWED and/or LOCKED IMPORTED incidents are included. Summary results for a major incident type are not displayed if the count is zero.



### Detailed Breakdown by Incident Type

INCIDENT TYPE	# INCIDENTS	% of TOTAL
111 - Building fire	1	1.75%
113 - Cooking fire, confined to container	1	1.75%
131 - Passenger vehicle fire	1	1.75%
311 - Medical assist, assist EMS crew	9	15.79%
321 - EMS call, excluding vehicle accident with injury	28	49.12%
322 - Motor vehicle accident with injuries	2	3.51%
324 - Motor vehicle accident with no injuries.	2	3.51%
412 - Gas leak (natural gas or LPG)	1	1.75%
444 - Power line down	2	3.51%
500 - Service Call, other	1	1.75%
531 - Smoke or odor removal	1	1.75%
611 - Dispatched & cancelled en route	3	5.26%
651 - Smoke scare, odor of smoke	2	3.51%
743 - Smoke detector activation, no fire - unintentional	2	3.51%
746 - Carbon monoxide detector activation, no CO	1	1.75%
<b>TOTAL INCIDENTS:</b>	<b>57</b>	<b>100%</b>

Only REVIEWED and/or LOCKED IMPORTED incidents are included. Summary results for a major incident type are not displayed if the count is zero.



# Hartford Fire Department

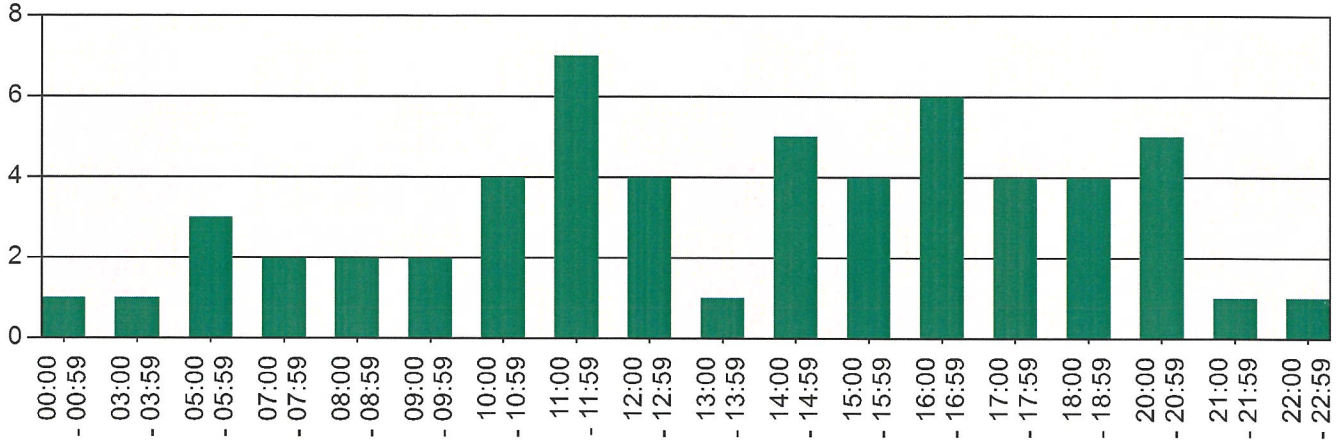
Hartford, MI

This report was generated on 12/1/2021 11:02:30 AM



## Incidents per Hour for Incident Type Range for Date Range

Start Incident Type: 100 | End Incident Type: 911 | Start Date: 11/01/2021 | End Date: 11/30/2021



HOUR	# of CALLS
00:00 - 00:59	1
03:00 - 03:59	1
05:00 - 05:59	3
07:00 - 07:59	2
08:00 - 08:59	2
09:00 - 09:59	2
10:00 - 10:59	4
11:00 - 11:59	7
12:00 - 12:59	4
13:00 - 13:59	1
14:00 - 14:59	5
15:00 - 15:59	4
16:00 - 16:59	6
17:00 - 17:59	4
18:00 - 18:59	4
20:00 - 20:59	5
21:00 - 21:59	1
22:00 - 22:59	1
<b>TOTAL:</b>	<b>57</b>

Only REVIEWED incidents included.

