

# Hartford Fire Department

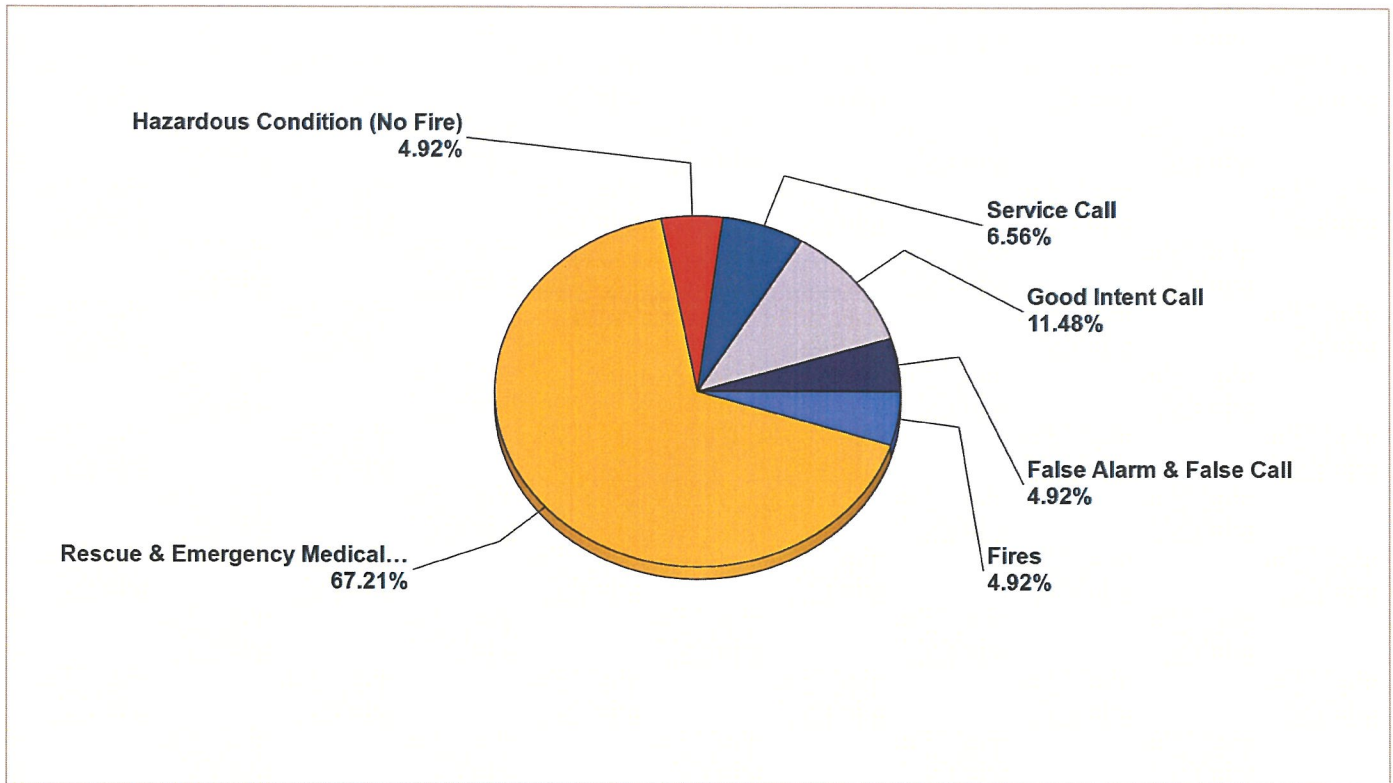
Hartford, MI

This report was generated on 2/3/2023 8:08:19 AM



## Breakdown by Major Incident Types for Date Range

Zone(s): All Zones | Start Date: 01/01/2023 | End Date: 01/31/2023



MAJOR INCIDENT TYPE	# INCIDENTS	% of TOTAL
Fires	3	4.92%
Rescue & Emergency Medical Service	41	67.21%
Hazardous Condition (No Fire)	3	4.92%
Service Call	4	6.56%
Good Intent Call	7	11.48%
False Alarm & False Call	3	4.92%
<b>TOTAL</b>	<b>61</b>	<b>100%</b>

Only REVIEWED and/or LOCKED IMPORTED incidents are included. Summary results for a major incident type are not displayed if the count is zero.



emergencyreporting.com

Doc Id: 553

Page # 1 of 2

Detailed Breakdown by Incident Type

INCIDENT TYPE	# INCIDENTS	% of TOTAL
111 - Building fire	2	3.28%
151 - Outside rubbish, trash or waste fire	1	1.64%
311 - Medical assist, assist EMS crew	18	29.51%
321 - EMS call, excluding vehicle accident with injury	20	32.79%
324 - Motor vehicle accident with no injuries.	3	4.92%
412 - Gas leak (natural gas or LPG)	1	1.64%
424 - Carbon monoxide incident	2	3.28%
500 - Service Call, other	3	4.92%
554 - Assist invalid	1	1.64%
611 - Dispatched & cancelled en route	5	8.2%
651 - Smoke scare, odor of smoke	2	3.28%
733 - Smoke detector activation due to malfunction	1	1.64%
735 - Alarm system sounded due to malfunction	1	1.64%
736 - CO detector activation due to malfunction	1	1.64%
<b>TOTAL INCIDENTS:</b>	<b>61</b>	<b>100%</b>

Only REVIEWED and/or LOCKED IMPORTED incidents are included. Summary results for a major incident type are not displayed if the count is zero.



# Hartford Fire Department

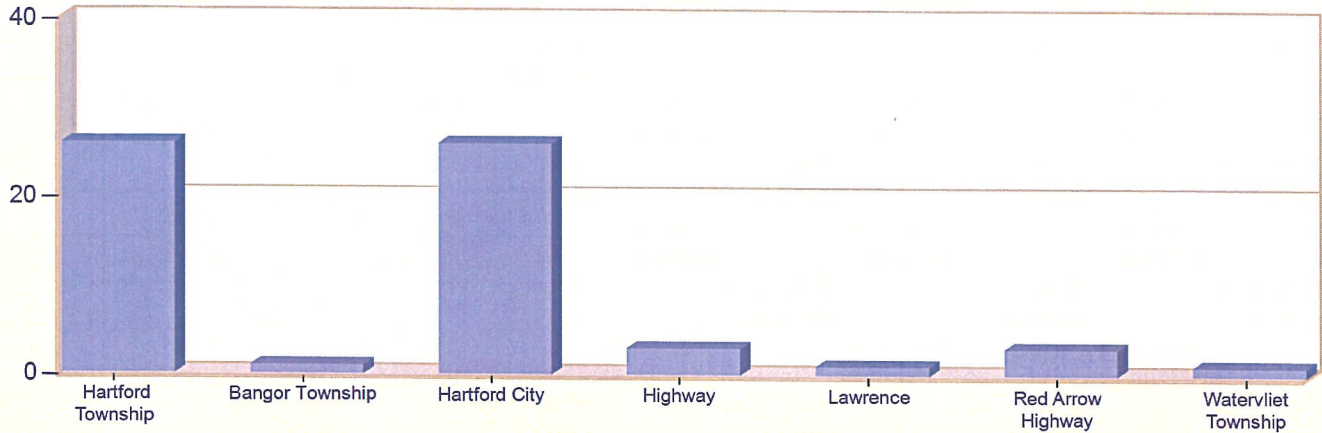
Hartford, MI

This report was generated on 2/3/2023 8:24:45 AM



## Incident Type Count per Zone for Date Range

Start Date: 01/01/2023 | End Date: 01/31/2023



ZONES	INCIDENT TYPE	COUNT
<b>Hartford Township - Hartford</b>		
	111 - Building fire	1
	151 - Outside rubbish, trash or waste fire	1
	311 - Medical assist, assist EMS crew	12
	321 - EMS call, excluding vehicle accident with injury	7
	324 - Motor vehicle accident with no injuries.	3
	651 - Smoke scare, odor of smoke	1
	736 - CO detector activation due to malfunction	1
	<i>Total Incidents for Hartford Township - Hartford:</i>	26
<b>Bangor Township - Bangor</b>		
	500 - Service Call, other	1
	<i>Total Incidents for Bangor Township - Bangor:</i>	1
<b>Hartford City - Hartford</b>		
	111 - Building fire	1
	311 - Medical assist, assist EMS crew	6
	321 - EMS call, excluding vehicle accident with injury	11
	412 - Gas leak (natural gas or LPG)	1
	424 - Carbon monoxide incident	2
	500 - Service Call, other	1
	554 - Assist invalid	1
	611 - Dispatched & cancelled en route	1

Zone information is defined on the Basic Info 3 screen of an incident.  
Only REVIEWED incidents included.



ZONES	INCIDENT TYPE	COUNT
	733 - Smoke detector activation due to malfunction	1
	735 - Alarm system sounded due to malfunction	1
	<i>Total Incidents for Hartford City - Hartford:</i>	26
<b>Highway - I 94</b>		
	500 - Service Call, other	1
	611 - Dispatched & cancelled en route	2
	<i>Total Incidents for Highway - I 94:</i>	3
<b>Lawrence - Township</b>		
	611 - Dispatched & cancelled en route	1
	<i>Total Incidents for Lawrence - Township:</i>	1
<b>Red Arrow Highway - Red Arrow Highway</b>		
	321 - EMS call, excluding vehicle accident with injury	2
	651 - Smoke scare, odor of smoke	1
	<i>Total Incidents for Red Arrow Highway - Red Arrow Highway:</i>	3
<b>Watervliet Township - Watervliet</b>		
	611 - Dispatched & cancelled en route	1
	<i>Total Incidents for Watervliet Township - Watervliet:</i>	1
<b>Total Count for all Zone:</b>		<b>61</b>

Zone information is defined on the Basic Info 3 screen of an incident.  
Only REVIEWED incidents included.



# Hartford Fire Department

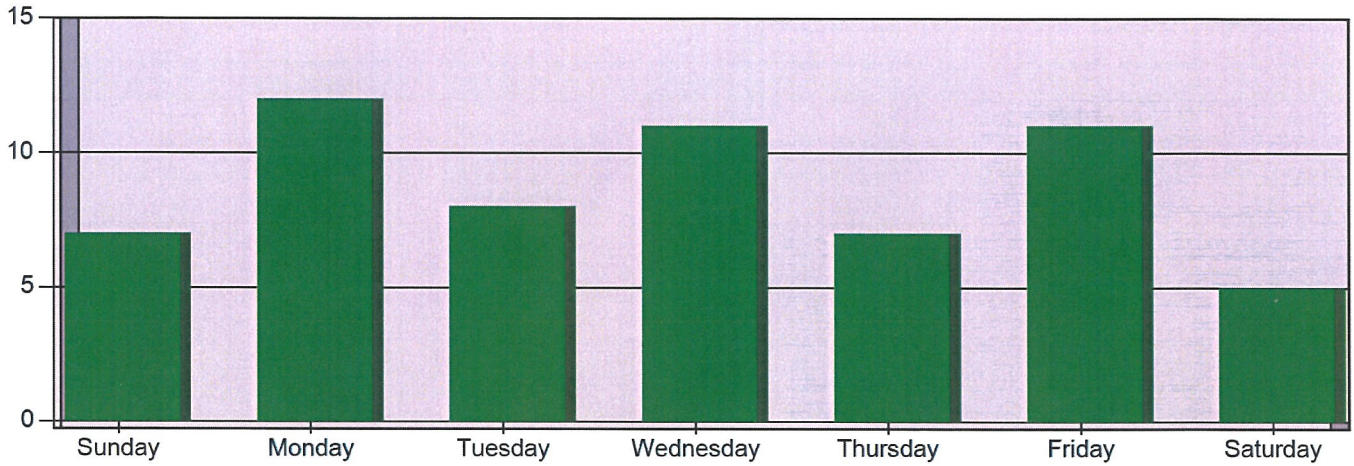
Hartford, MI

This report was generated on 2/3/2023 8:12:23 AM



## Incidents by Day of the Week for Date Range

Start Incident Type: 100 | End Incident Type: 911 | Start Date: 01/01/2023 | End Date: 01/31/2023



DAY OF THE WEEK	# INCIDENTS
Sunday	7
Monday	12
Tuesday	8
Wednesday	11
Thursday	7
Friday	11
Saturday	5

**TOTAL**

**61**

Only Reviewed incidents included.



# Hartford Fire Department

Hartford, MI

This report was generated on 2/3/2023 8:14:06 AM



## Incident Count per User-Defined Fields for Date Range

Start Date: 01/01/2023 | End Date: 01/31/2023

ANSWERS	# INCIDENTS
<b>USER-DEFINED FIELD: Dispatch Priority (Required)</b>	
1	37
2	18
3	6

<b>USER-DEFINED FIELD: Lift Assist (Required)</b>	
No	60
Yes	1

Only User-Defined values selected in the CUSTOM field of an incident Included. Only REVIEWED incidents included in count.



emergencyreporting.com

Doc Id: 805

Page # 1 of 1

# Hartford Fire Department

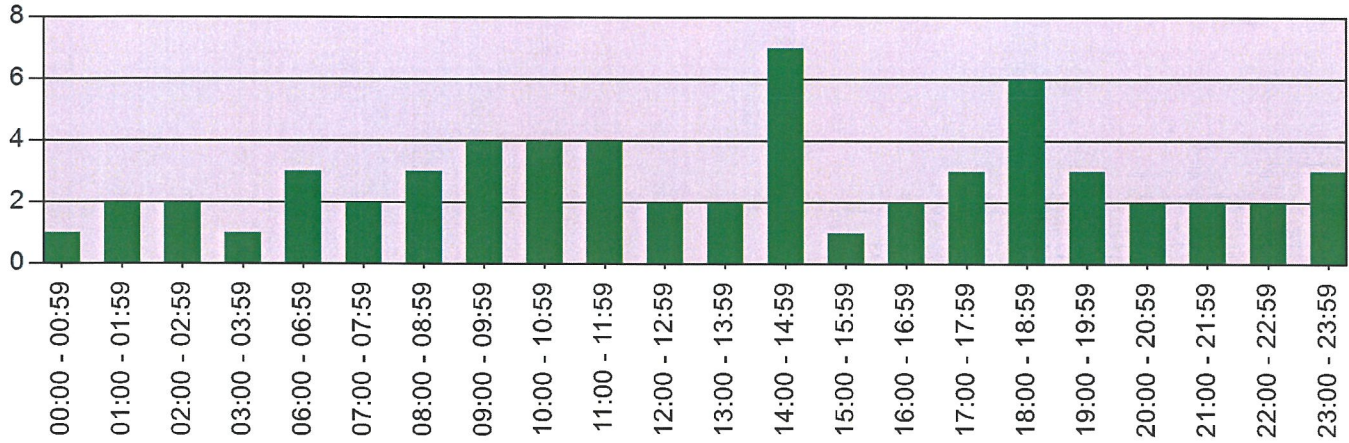
Hartford, MI

This report was generated on 2/3/2023 8:12:55 AM



## Incidents per Hour for Incident Type Range for Date Range

Start Incident Type: 100 | End Incident Type: 911 | Start Date: 01/01/2023 | End Date: 01/31/2023



HOURLY	# of CALLS
00:00 - 00:59	1
01:00 - 01:59	2
02:00 - 02:59	2
03:00 - 03:59	1
06:00 - 06:59	3
07:00 - 07:59	2
08:00 - 08:59	3
09:00 - 09:59	4
10:00 - 10:59	4
11:00 - 11:59	4
12:00 - 12:59	2
13:00 - 13:59	2
14:00 - 14:59	7
15:00 - 15:59	1
16:00 - 16:59	2
17:00 - 17:59	3
18:00 - 18:59	6
19:00 - 19:59	3
20:00 - 20:59	2
21:00 - 21:59	2
22:00 - 22:59	2
23:00 - 23:59	3
<b>TOTAL:</b>	<b>61</b>

Only REVIEWED incidents included.



emergencyreporting.com

Doc Id: 898

Page # 1 of 1