

# Hartford Fire Department

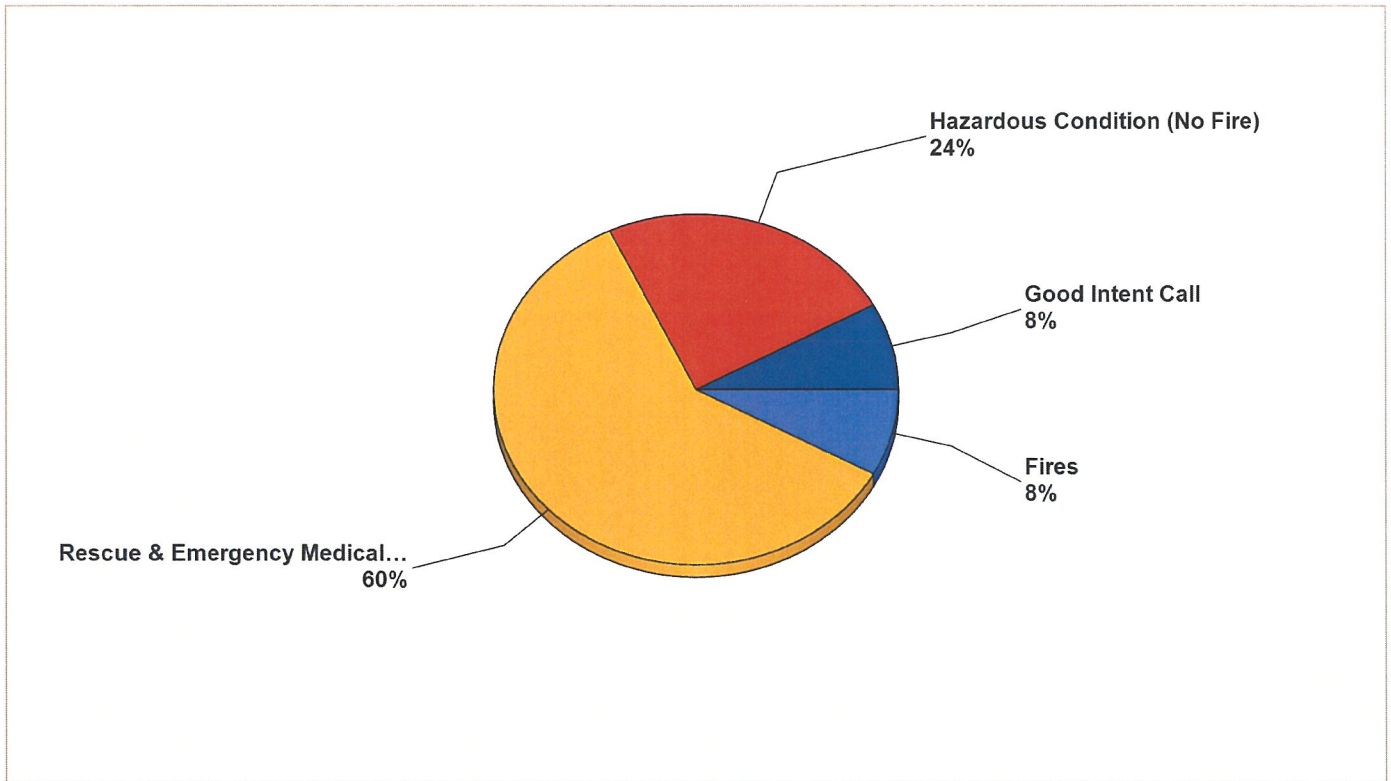
Hartford, MI

This report was generated on 7/6/2022 8:54:02 AM



## Breakdown by Major Incident Types for Date Range

Zone(s): Hartford Township - Hartford | Start Date: 06/01/2022 | End Date: 06/30/2022



MAJOR INCIDENT TYPE	# INCIDENTS	% of TOTAL
Fires	2	8%
Rescue & Emergency Medical Service	15	60%
Hazardous Condition (No Fire)	6	24%
Good Intent Call	2	8%
<b>TOTAL</b>	<b>25</b>	<b>100%</b>

Only REVIEWED and/or LOCKED IMPORTED incidents are included. Summary results for a major incident type are not displayed if the count is zero.



### Detailed Breakdown by Incident Type

INCIDENT TYPE	# INCIDENTS	% of TOTAL
111 - Building fire	1	4%
142 - Brush or brush-and-grass mixture fire	1	4%
311 - Medical assist, assist EMS crew	2	8%
320 - Emergency medical service, other	1	4%
321 - EMS call, excluding vehicle accident with injury	10	40%
322 - Motor vehicle accident with injuries	1	4%
324 - Motor vehicle accident with no injuries.	1	4%
444 - Power line down	6	24%
611 - Dispatched & cancelled en route	1	4%
651 - Smoke scare, odor of smoke	1	4%
<b>TOTAL INCIDENTS:</b>	<b>25</b>	<b>100%</b>

Only REVIEWED and/or LOCKED IMPORTED incidents are included. Summary results for a major incident type are not displayed if the count is zero.



# Hartford Fire Department

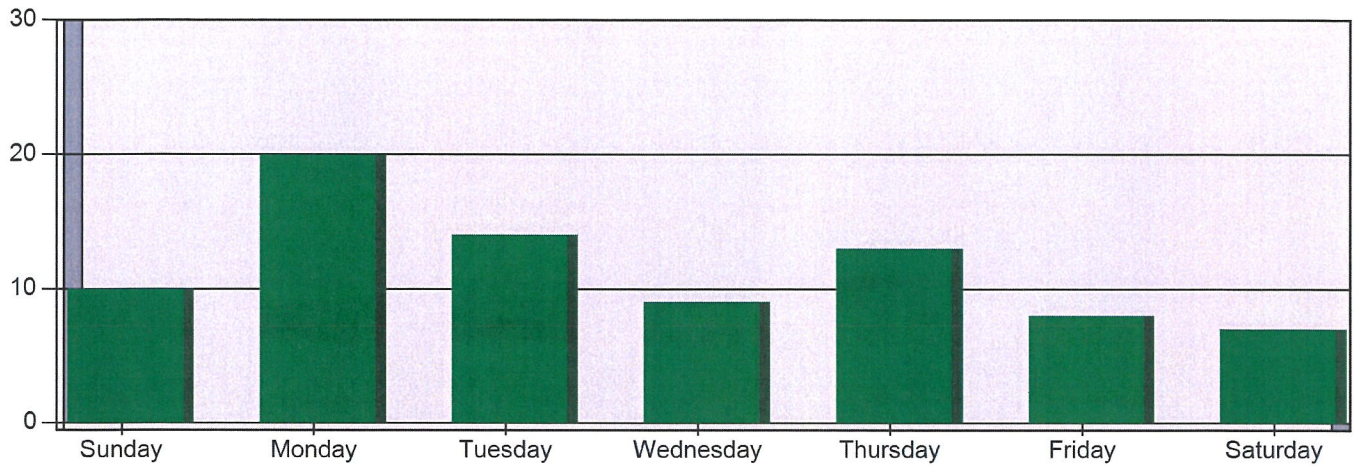
Hartford, MI

This report was generated on 7/5/2022 9:31:23 AM



## Incidents by Day of the Week for Date Range

Start Incident Type: 100 | End Incident Type: 911 | Start Date: 06/01/2022 | End Date: 06/30/2022



DAY OF THE WEEK	# INCIDENTS
Sunday	10
Monday	20
Tuesday	14
Wednesday	9
Thursday	13
Friday	8
Saturday	7

TOTAL

81

Only Reviewed incidents included.



# Hartford Fire Department

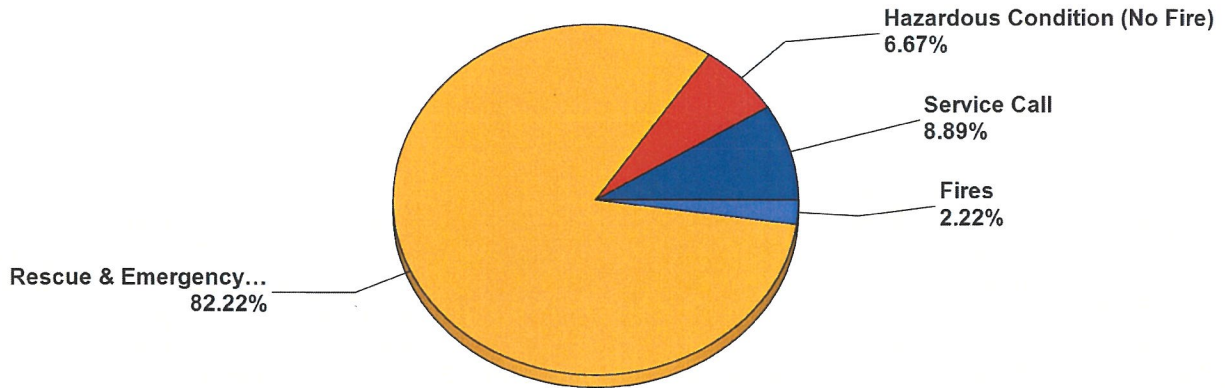
Hartford, MI

This report was generated on 7/6/2022 8:54:49 AM



## Breakdown by Major Incident Types for Date Range

Zone(s): Hartford City - Hartford | Start Date: 06/01/2022 | End Date: 06/30/2022



MAJOR INCIDENT TYPE	# INCIDENTS	% of TOTAL
Fires	1	2.22%
Rescue & Emergency Medical Service	37	82.22%
Hazardous Condition (No Fire)	3	6.67%
Service Call	4	8.89%
<b>TOTAL</b>	<b>45</b>	<b>100%</b>

Only REVIEWED and/or LOCKED IMPORTED incidents are included. Summary results for a major incident type are not displayed if the count is zero.



emergencyreporting.com

Doc Id: 553

Page # 1 of 2



### Detailed Breakdown by Incident Type

INCIDENT TYPE	# INCIDENTS	% of TOTAL
111 - Building fire	1	2.22%
311 - Medical assist, assist EMS crew	6	13.33%
321 - EMS call, excluding vehicle accident with injury	31	68.89%
444 - Power line down	3	6.67%
500 - Service Call, other	3	6.67%
551 - Assist police or other governmental agency	1	2.22%
<b>TOTAL INCIDENTS:</b>	<b>45</b>	<b>100%</b>

Only REVIEWED and/or LOCKED IMPORTED incidents are included. Summary results for a major incident type are not displayed if the count is zero.



# Hartford Fire Department

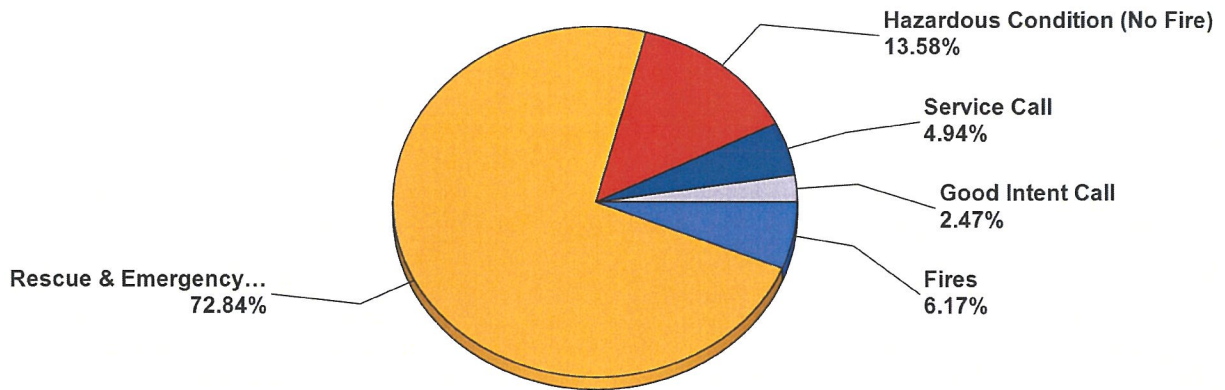
Hartford, MI

This report was generated on 7/5/2022 9:27:01 AM



## Breakdown by Major Incident Types for Date Range

Zone(s): All Zones | Start Date: 06/01/2022 | End Date: 06/30/2022



MAJOR INCIDENT TYPE	# INCIDENTS	% of TOTAL
Fires	5	6.17%
Rescue & Emergency Medical Service	59	72.84%
Hazardous Condition (No Fire)	11	13.58%
Service Call	4	4.94%
Good Intent Call	2	2.47%
<b>TOTAL</b>	<b>81</b>	<b>100%</b>

Only REVIEWED and/or LOCKED IMPORTED incidents are included. Summary results for a major incident type are not displayed if the count is zero.



emergencyreporting.com

Doc Id: 553

Page # 1 of 2

### Detailed Breakdown by Incident Type

INCIDENT TYPE	# INCIDENTS	% of TOTAL
111 - Building fire	3	3.7%
142 - Brush or brush-and-grass mixture fire	2	2.47%
311 - Medical assist, assist EMS crew	10	12.35%
320 - Emergency medical service, other	1	1.23%
321 - EMS call, excluding vehicle accident with injury	45	55.56%
322 - Motor vehicle accident with injuries	1	1.23%
324 - Motor vehicle accident with no injuries.	2	2.47%
444 - Power line down	11	13.58%
500 - Service Call, other	3	3.7%
551 - Assist police or other governmental agency	1	1.23%
611 - Dispatched & cancelled en route	1	1.23%
651 - Smoke scare, odor of smoke	1	1.23%
<b>TOTAL INCIDENTS:</b>	<b>81</b>	<b>100%</b>

Only REVIEWED and/or LOCKED IMPORTED incidents are included. Summary results for a major incident type are not displayed if the count is zero.





# Hartford Fire Department

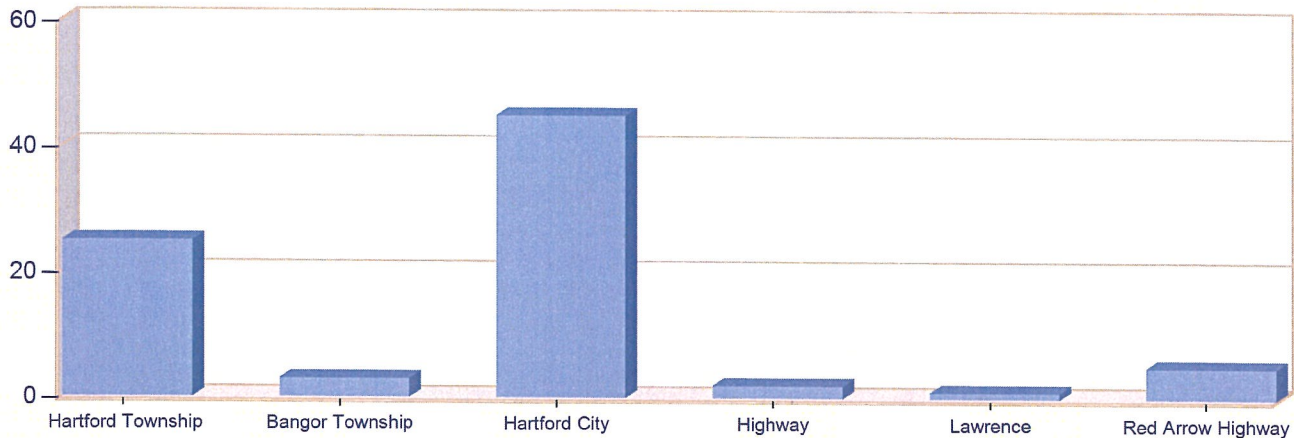
Hartford, MI

This report was generated on 7/5/2022 9:29:12 AM



## Incident Type Count per Zone for Date Range

Start Date: 06/01/2022 | End Date: 06/30/2022



ZONES	INCIDENT TYPE	COUNT
<b>Hartford Township - Hartford</b>		
	111 - Building fire	1
	142 - Brush or brush-and-grass mixture fire	1
	311 - Medical assist, assist EMS crew	2
	320 - Emergency medical service, other	1
	321 - EMS call, excluding vehicle accident with injury	10
	322 - Motor vehicle accident with injuries	1
	324 - Motor vehicle accident with no injuries.	1
	444 - Power line down	6
	611 - Dispatched & cancelled en route	1
	651 - Smoke scare, odor of smoke	1
	<i>Total Incidents for Hartford Township - Hartford.</i>	25
<b>Bangor Township - Bangor</b>		
	111 - Building fire	1
	321 - EMS call, excluding vehicle accident with injury	1
	444 - Power line down	1
	<i>Total Incidents for Bangor Township - Bangor.</i>	3
<b>Hartford City - Hartford</b>		
	111 - Building fire	1
	311 - Medical assist, assist EMS crew	6
	321 - EMS call, excluding vehicle accident with injury	31

Zone information is defined on the Basic Info 3 screen of an incident.  
Only REVIEWED incidents included.





ZONES	INCIDENT TYPE	COUNT
	444 - Power line down	3
	500 - Service Call, other	3
	551 - Assist police or other governmental agency	1
	<i>Total Incidents for Hartford City - Hartford:</i>	<i>45</i>
<b>Highway - I 94</b>		
	142 - Brush or brush-and-grass mixture fire	1
	324 - Motor vehicle accident with no injuries.	1
	<i>Total Incidents for Highway - I 94:</i>	<i>2</i>
<b>Lawrence - Township</b>		
	311 - Medical assist, assist EMS crew	1
	<i>Total Incidents for Lawrence - Township.</i>	<i>1</i>
<b>Red Arrow Highway - Red Arrow Highway</b>		
	311 - Medical assist, assist EMS crew	1
	321 - EMS call, excluding vehicle accident with injury	3
	444 - Power line down	1
	<i>Total Incidents for Red Arrow Highway - Red Arrow Highway.</i>	<i>5</i>
<b>Total Count for all Zone:</b>		<b>81</b>

Zone information is defined on the Basic Info 3 screen of an incident.  
Only REVIEWED incidents included.



# Hartford Fire Department

Hartford, MI

This report was generated on 7/5/2022 9:30:12 AM



## Incident Count per User-Defined Fields for Date Range

Start Date: 06/01/2022 | End Date: 06/30/2022

ANSWERS	# INCIDENTS
<b>USER-DEFINED FIELD: Dispatch Priority (Required)</b>	
1	37
2	34
3	10

<b>USER-DEFINED FIELD: Lift Assist (Required)</b>	
No	71
Yes	10

Only User-Defined values selected in the CUSTOM field of an incident Included. Only REVIEWED incidents included in count.



# Hartford Fire Department

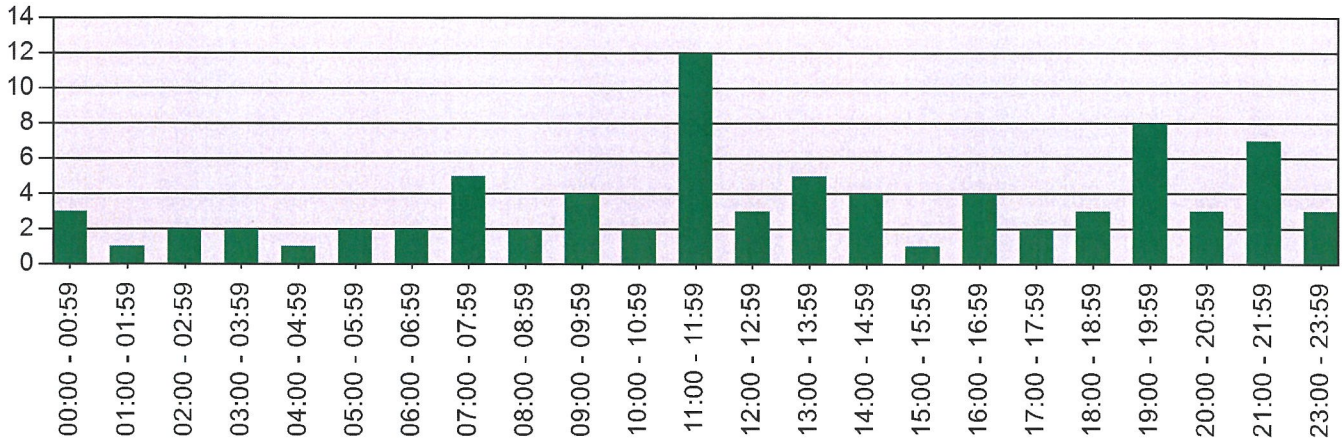
Hartford, MI

This report was generated on 7/5/2022 9:31:59 AM



## Incidents per Hour for Incident Type Range for Date Range

Start Incident Type: 100 | End Incident Type: 911 | Start Date: 06/01/2022 | End Date: 06/30/2022



HOUR	# of CALLS
00:00 - 00:59	3
01:00 - 01:59	1
02:00 - 02:59	2
03:00 - 03:59	2
04:00 - 04:59	1
05:00 - 05:59	2
06:00 - 06:59	2
07:00 - 07:59	5
08:00 - 08:59	2
09:00 - 09:59	4
10:00 - 10:59	2
11:00 - 11:59	12
12:00 - 12:59	3
13:00 - 13:59	5
14:00 - 14:59	4
15:00 - 15:59	1
16:00 - 16:59	4
17:00 - 17:59	2
18:00 - 18:59	3
19:00 - 19:59	8
20:00 - 20:59	3
21:00 - 21:59	7
23:00 - 23:59	3
<b>TOTAL:</b>	<b>81</b>

Only REVIEWED incidents included.



emergencyreporting.com

Doc Id: 898

Page # 1 of 1