

Hartford Fire Department

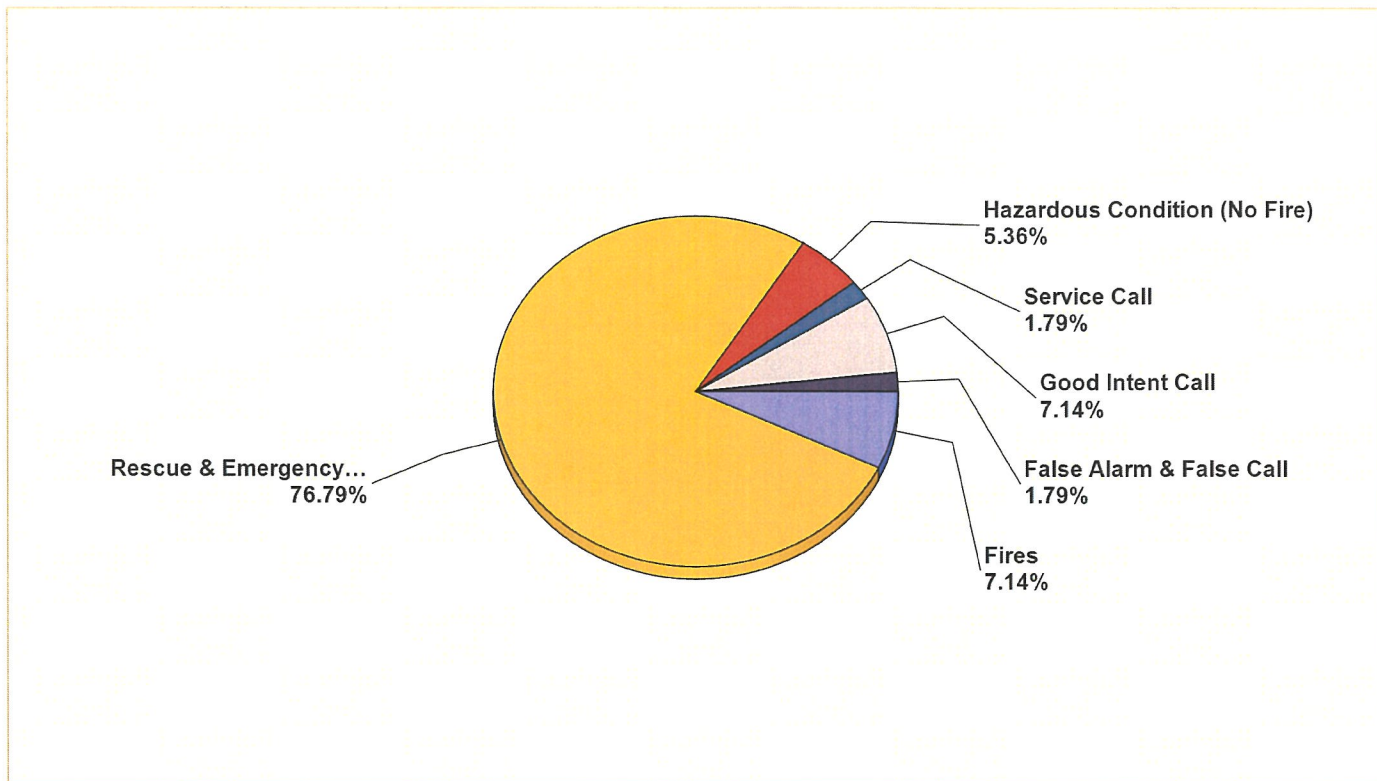
Hartford, MI

This report was generated on 1/3/2022 3:12:17 PM



Breakdown by Major Incident Types for Date Range

Zone(s): All Zones | Start Date: 12/01/2021 | End Date: 12/31/2021



MAJOR INCIDENT TYPE	# INCIDENTS	% of TOTAL
Fires	4	7.14%
Rescue & Emergency Medical Service	43	76.79%
Hazardous Condition (No Fire)	3	5.36%
Service Call	1	1.79%
Good Intent Call	4	7.14%
False Alarm & False Call	1	1.79%
TOTAL	56	100%

Only REVIEWED and/or LOCKED IMPORTED incidents are included. Summary results for a major incident type are not displayed if the count is zero.

Detailed Breakdown by Incident Type

INCIDENT TYPE	# INCIDENTS	% of TOTAL
111 - Building fire	2	3.57%
131 - Passenger vehicle fire	1	1.79%
141 - Forest, woods or wildland fire	1	1.79%
311 - Medical assist, assist EMS crew	15	26.79%
321 - EMS call, excluding vehicle accident with injury	26	46.43%
322 - Motor vehicle accident with injuries	1	1.79%
324 - Motor vehicle accident with no injuries.	1	1.79%
412 - Gas leak (natural gas or LPG)	2	3.57%
444 - Power line down	1	1.79%
500 - Service Call, other	1	1.79%
600 - Good intent call, other	2	3.57%
611 - Dispatched & cancelled en route	2	3.57%
743 - Smoke detector activation, no fire - unintentional	1	1.79%
TOTAL INCIDENTS:	56	100%

Only REVIEWED and/or LOCKED IMPORTED incidents are included. Summary results for a major incident type are not displayed if the count is zero.



Hartford Fire Department

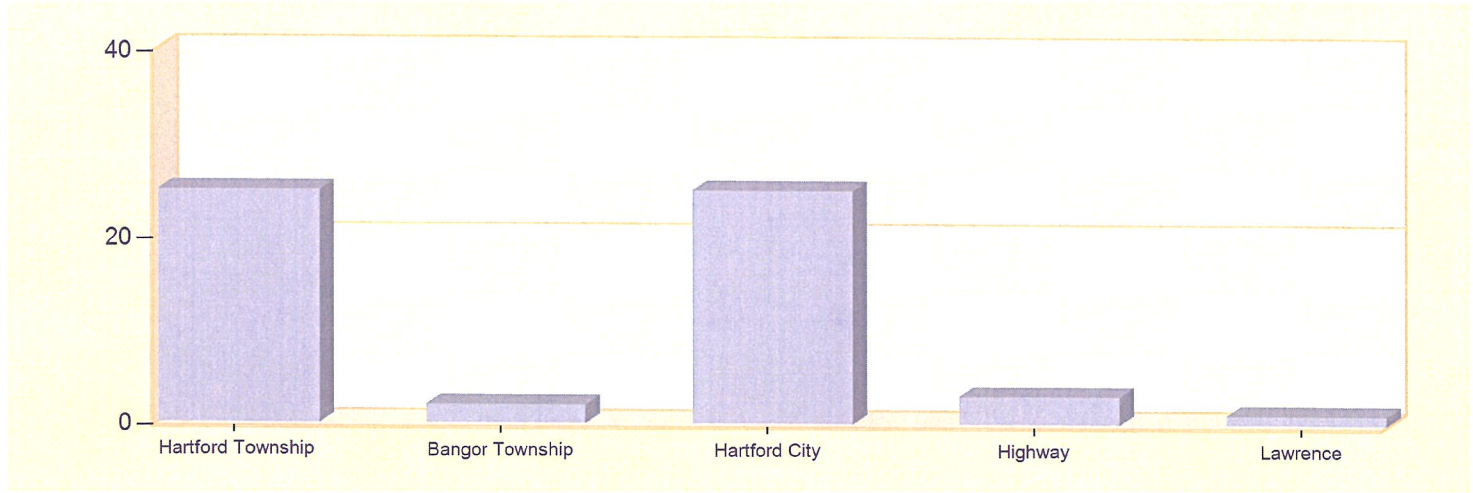
Hartford, MI

This report was generated on 1/3/2022 3:13:11 PM



Incident Type Count per Zone for Date Range

Start Date: 12/01/2021 | End Date: 12/31/2021



ZONES	INCIDENT TYPE	COUNT
Hartford Township - Hartford		
	131 - Passenger vehicle fire	1
	141 - Forest, woods or wildland fire	1
	311 - Medical assist, assist EMS crew	9
	321 - EMS call, excluding vehicle accident with injury	10
	324 - Motor vehicle accident with no injuries.	1
	500 - Service Call, other	1
	611 - Dispatched & cancelled en route	2
	<i>Total Incidents for Hartford Township - Hartford:</i>	25
Bangor Township - Bangor		
	111 - Building fire	1
	600 - Good intent call, other	1
	<i>Total Incidents for Bangor Township - Bangor:</i>	2
Hartford City - Hartford		
	311 - Medical assist, assist EMS crew	5
	321 - EMS call, excluding vehicle accident with injury	16
	412 - Gas leak (natural gas or LPG)	2
	444 - Power line down	1
	743 - Smoke detector activation, no fire - unintentional	1
	<i>Total Incidents for Hartford City - Hartford:</i>	25
Highway - I 94		

Zone information is defined on the Basic Info 3 screen of an incident.
Only REVIEWED incidents included.



ZONES	INCIDENT TYPE	COUNT
	311 - Medical assist, assist EMS crew	1
	322 - Motor vehicle accident with injuries	1
	600 - Good intent call, other	1
	<i>Total Incidents for Highway - I 94:</i>	3
Lawrence - Township		
	111 - Building fire	1
	<i>Total Incidents for Lawrence - Township:</i>	1
	<i>Total Count for all Zone:</i>	56

Zone information is defined on the Basic Info 3 screen of an incident.
Only REVIEWED incidents included.



Hartford Fire Department

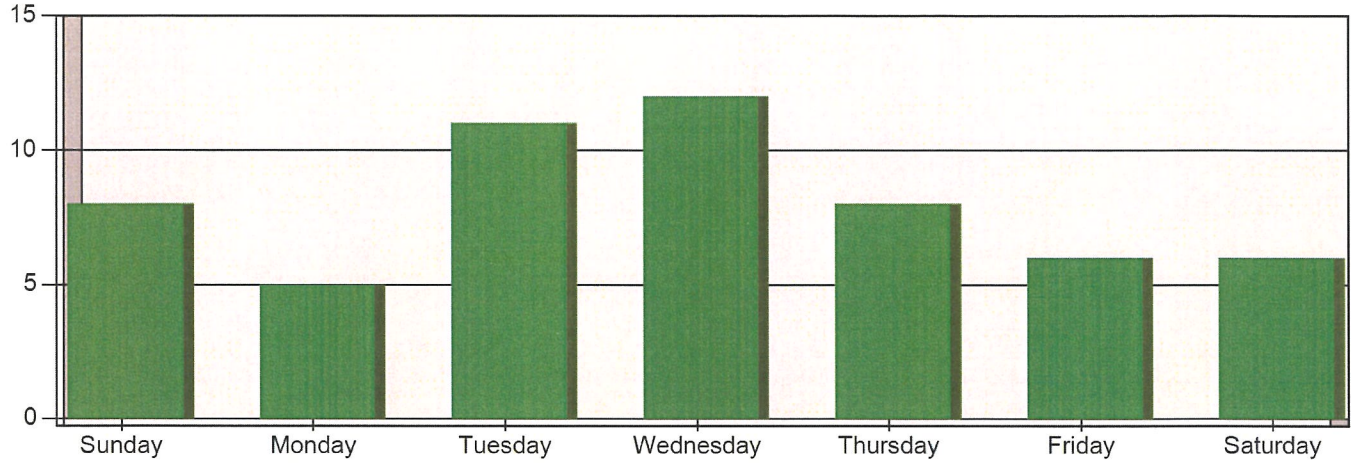
Hartford, MI

This report was generated on 1/3/2022 3:16:28 PM



Incidents by Day of the Week for Date Range

Start Incident Type: 100 | End Incident Type: 911 | Start Date: 12/01/2021 | End Date: 12/31/2021



DAY OF THE WEEK	# INCIDENTS
Sunday	8
Monday	5
Tuesday	11
Wednesday	12
Thursday	8
Friday	6
Saturday	6

TOTAL

56

Only Reviewed incidents included.



Hartford Fire Department

Hartford, MI

This report was generated on 1/3/2022 3:17:10 PM



Incident Count per User-Defined Fields for Date Range

Start Date: 12/01/2021 | End Date: 12/31/2021

ANSWERS	# INCIDENTS
USER-DEFINED FIELD: Dispatch Priority (Required)	
1	31
2	20
3	5

Only User-Defined values selected in the CUSTOM field of an incident Included. Only REVIEWED incidents included in count.



Hartford Fire Department

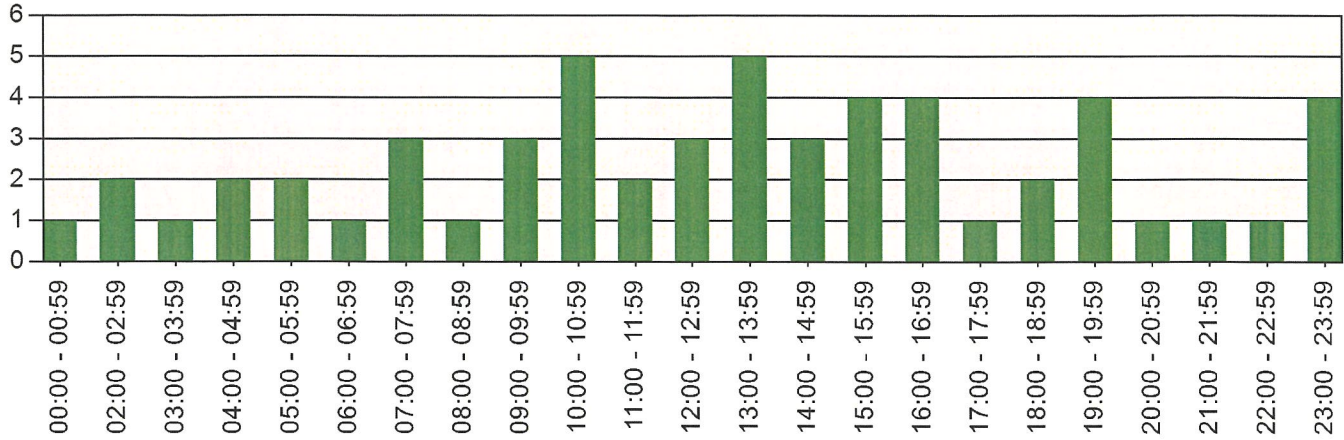
Hartford, MI

This report was generated on 1/3/2022 3:15:18 PM



Incidents per Hour for Incident Type Range for Date Range

Start Incident Type: 100 | End Incident Type: 911 | Start Date: 12/01/2021 | End Date: 12/31/2021



HOUR	# of CALLS
00:00 - 00:59	1
02:00 - 02:59	2
03:00 - 03:59	1
04:00 - 04:59	2
05:00 - 05:59	2
06:00 - 06:59	1
07:00 - 07:59	3
08:00 - 08:59	1
09:00 - 09:59	3
10:00 - 10:59	5
11:00 - 11:59	2
12:00 - 12:59	3
13:00 - 13:59	5
14:00 - 14:59	3
15:00 - 15:59	4
16:00 - 16:59	4
17:00 - 17:59	1
18:00 - 18:59	2
19:00 - 19:59	4
20:00 - 20:59	1
21:00 - 21:59	1
22:00 - 22:59	1
23:00 - 23:59	4
TOTAL:	56

Only REVIEWED incidents included.

