

Hartford Fire Department

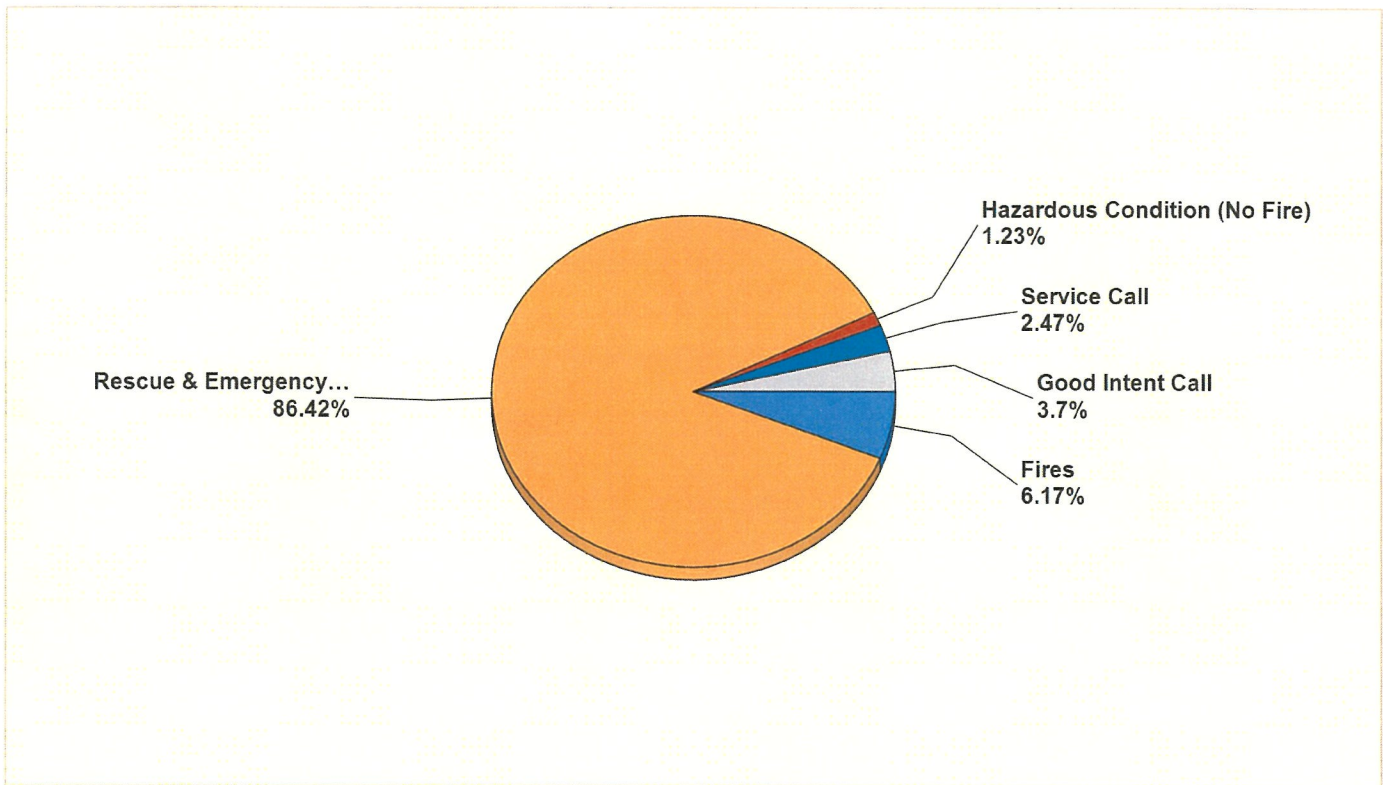
Hartford, MI

This report was generated on 5/4/2021 9:22:48 AM



Breakdown by Major Incident Types for Date Range

Zone(s): All Zones | Start Date: 04/01/2021 | End Date: 04/30/2021



MAJOR INCIDENT TYPE	# INCIDENTS	% of TOTAL
Fires	5	6.17%
Rescue & Emergency Medical Service	70	86.42%
Hazardous Condition (No Fire)	1	1.23%
Service Call	2	2.47%
Good Intent Call	3	3.7%
TOTAL	81	100%

Only REVIEWED and/or LOCKED IMPORTED incidents are included. Summary results for a major incident type are not displayed if the count is zero.



Detailed Breakdown by Incident Type

INCIDENT TYPE	# INCIDENTS	% of TOTAL
111 - Building fire	2	2.47%
118 - Trash or rubbish fire, contained	1	1.23%
142 - Brush or brush-and-grass mixture fire	2	2.47%
311 - Medical assist, assist EMS crew	16	19.75%
321 - EMS call, excluding vehicle accident with injury	48	59.26%
322 - Motor vehicle accident with injuries	3	3.7%
324 - Motor vehicle accident with no injuries.	3	3.7%
444 - Power line down	1	1.23%
500 - Service Call, other	1	1.23%
561 - Unauthorized burning	1	1.23%
611 - Dispatched & cancelled en route	2	2.47%
621 - Wrong location	1	1.23%
TOTAL INCIDENTS:	81	100%

Only REVIEWED and/or LOCKED IMPORTED incidents are included. Summary results for a major incident type are not displayed if the count is zero



Hartford Fire Department

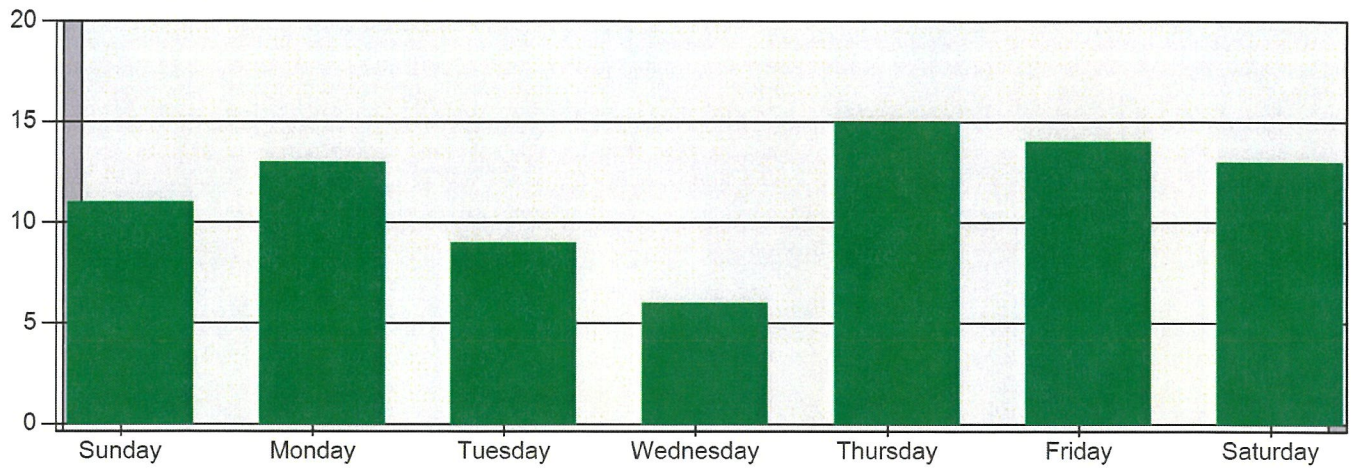
Hartford, MI

This report was generated on 5/4/2021 9:26:27 AM



Incidents by Day of the Week for Date Range

Start Incident Type: 100 | End Incident Type: 911 | Start Date: 04/01/2021 | End Date: 04/30/2021



DAY OF THE WEEK	# INCIDENTS
Sunday	11
Monday	13
Tuesday	9
Wednesday	6
Thursday	15
Friday	14
Saturday	13

TOTAL

81

Only Reviewed incidents included.



Hartford Fire Department

Hartford, MI

This report was generated on 5/4/2021 9:25:29 AM



Incident Count per User-Defined Fields for Date Range

Start Date: 04/01/2021 | End Date: 04/30/2021

ANSWERS	# INCIDENTS
USER-DEFINED FIELD: Dispatch Priority (Required)	
1	50
2	20
3	11

Only User-Defined values selected in the CUSTOM field of an incident Included. Only REVIEWED incidents included in count.



Hartford Fire Department

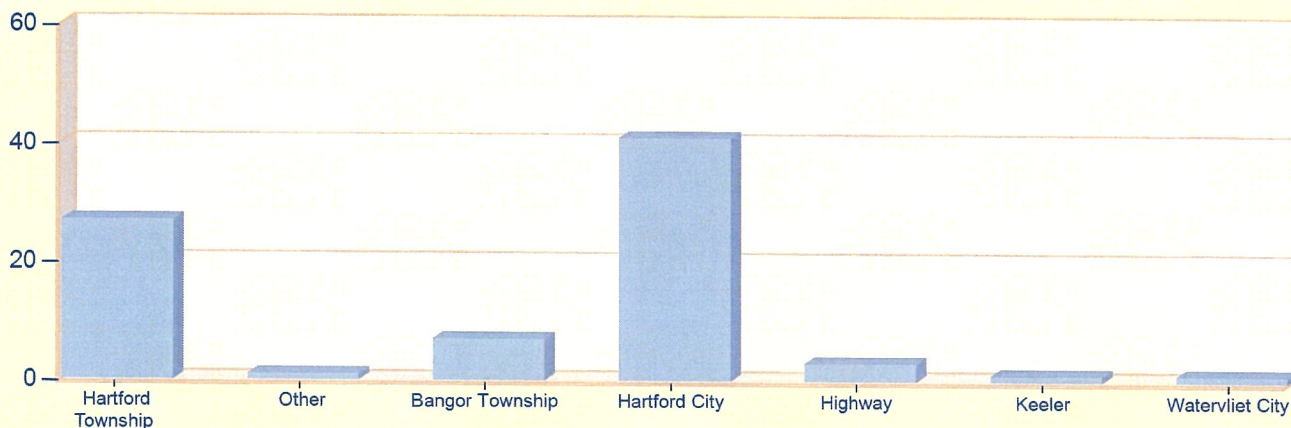
Hartford, MI

This report was generated on 5/4/2021 9:24:14 AM



Incident Type Count per Zone for Date Range

Start Date: 04/01/2021 | End Date: 04/30/2021



ZONES	INCIDENT TYPE	COUNT
Hartford Township - Hartford		
	142 - Brush or brush-and-grass mixture fire	1
	311 - Medical assist, assist EMS crew	8
	321 - EMS call, excluding vehicle accident with injury	15
	322 - Motor vehicle accident with injuries	1
	561 - Unauthorized burning	1
	621 - Wrong location	1
	<i>Total Incidents for Hartford Township - Hartford:</i>	27
Other - Other		
	321 - EMS call, excluding vehicle accident with injury	1
	<i>Total Incidents for Other - Other:</i>	1
Bangor Township - Bangor		
	142 - Brush or brush-and-grass mixture fire	1
	311 - Medical assist, assist EMS crew	2
	321 - EMS call, excluding vehicle accident with injury	4
	<i>Total Incidents for Bangor Township - Bangor:</i>	7
Hartford City - Hartford		
	111 - Building fire	2
	311 - Medical assist, assist EMS crew	6
	321 - EMS call, excluding vehicle accident with injury	27
	322 - Motor vehicle accident with injuries	2

Zone information is defined on the Basic Info 3 screen of an incident.
Only REVIEWED incidents included.



ZONES	INCIDENT TYPE	COUNT
	324 - Motor vehicle accident with no injuries.	1
	444 - Power line down	1
	500 - Service Call, other	1
	611 - Dispatched & cancelled en route	1
	<i>Total Incidents for Hartford City - Hartford:</i>	<i>41</i>
Highway - I 94		
	321 - EMS call, excluding vehicle accident with injury	1
	324 - Motor vehicle accident with no injuries.	2
	<i>Total Incidents for Highway - I 94:</i>	<i>3</i>
Keeler - Township		
	118 - Trash or rubbish fire, contained	1
	<i>Total Incidents for Keeler - Township:</i>	<i>1</i>
Watervliet City - Watervliet		
	611 - Dispatched & cancelled en route	1
	<i>Total Incidents for Watervliet City - Watervliet:</i>	<i>1</i>
	<i>Total Count for all Zone:</i>	<i>81</i>

Zone information is defined on the Basic Info 3 screen of an incident.
Only REVIEWED incidents included.



Hartford Fire Department

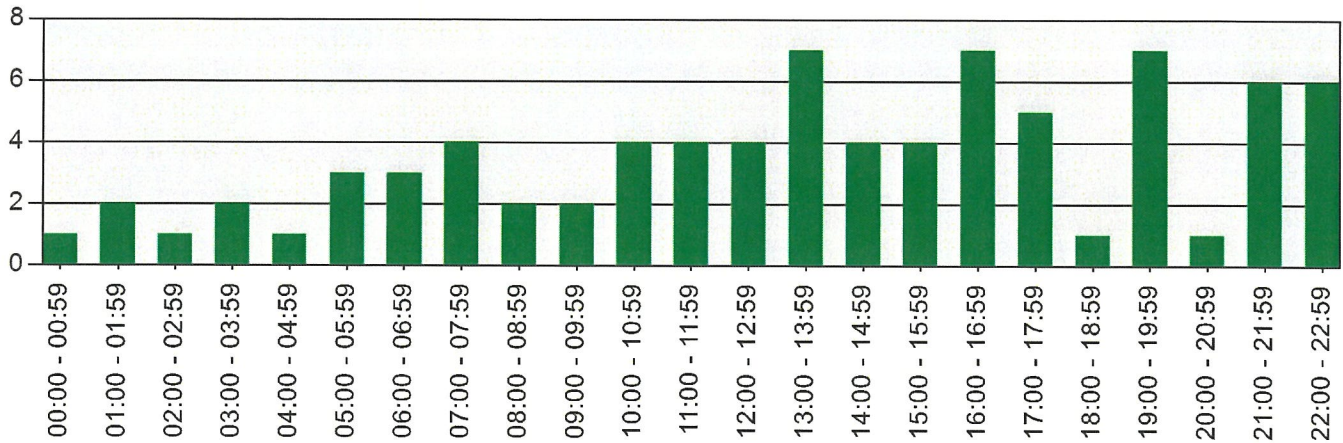
Hartford, MI

This report was generated on 5/4/2021 9:27:06 AM



Incidents per Hour for Incident Type Range for Date Range

Start Incident Type: 100 | End Incident Type: 911 | Start Date: 04/01/2021 | End Date: 04/30/2021



HOURLY	# of CALLS
00:00 - 00:59	1
01:00 - 01:59	2
02:00 - 02:59	1
03:00 - 03:59	2
04:00 - 04:59	1
05:00 - 05:59	3
06:00 - 06:59	3
07:00 - 07:59	4
08:00 - 08:59	2
09:00 - 09:59	2
10:00 - 10:59	4
11:00 - 11:59	4
12:00 - 12:59	4
13:00 - 13:59	7
14:00 - 14:59	4
15:00 - 15:59	4
16:00 - 16:59	7
17:00 - 17:59	5
18:00 - 18:59	1
19:00 - 19:59	7
20:00 - 20:59	1
21:00 - 21:59	6
22:00 - 22:59	6
TOTAL:	81

Only REVIEWED incidents included.

