

Hartford Fire Department

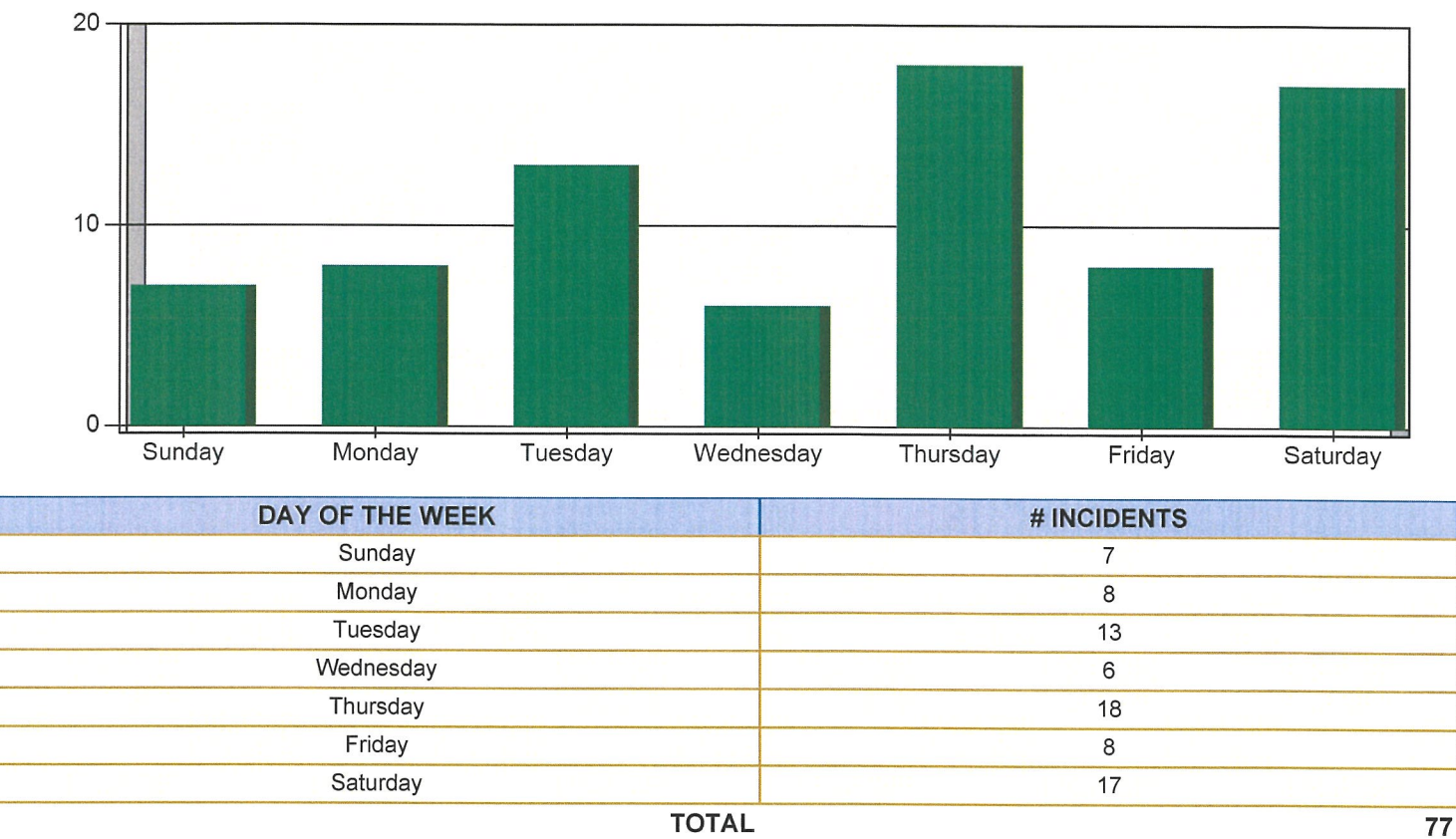
Hartford, MI

This report was generated on 6/9/2021 9:56:19 AM



Incidents by Day of the Week for Date Range

Start Incident Type: 100 | End Incident Type: 911 | Start Date: 05/01/2021 | End Date: 05/31/2021



Only Reviewed incidents included.

Hartford Fire Department

Hartford, MI

This report was generated on 6/9/2021 9:57:59 AM



Incident Count per User-Defined Fields for Date Range

Start Date: 05/01/2021 | End Date: 05/31/2021

ANSWERS	# INCIDENTS
USER-DEFINED FIELD: Dispatch Priority (Required)	
1	51
2	17
3	9

Only User-Defined values selected in the CUSTOM field of an incident Included. Only REVIEWED incidents included in count.



emergencyreporting.com

Doc Id: 805

Page # 1 of 1

Hartford Fire Department

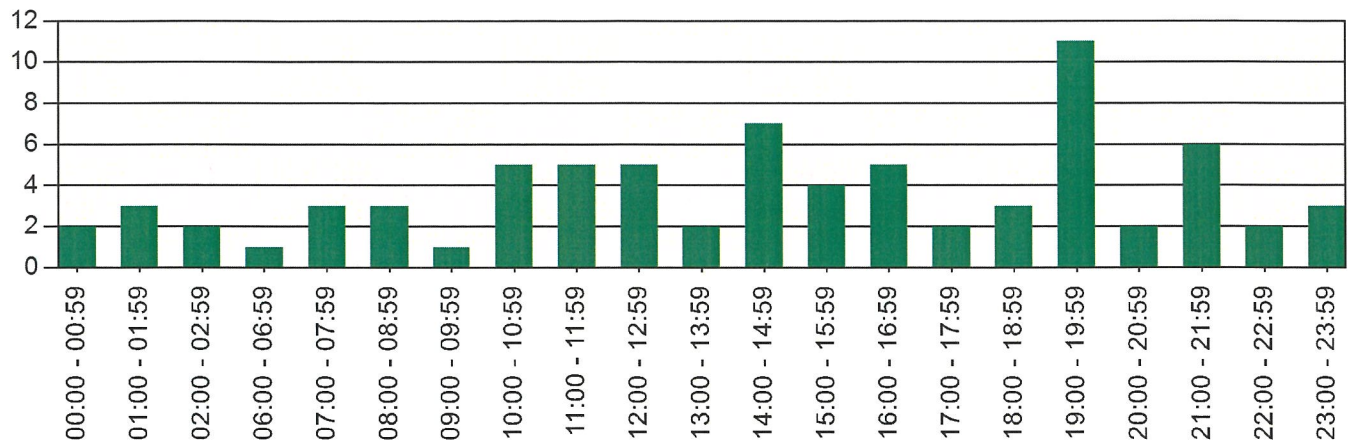
Hartford, MI

This report was generated on 6/9/2021 9:57:03 AM



Incidents per Hour for Incident Type Range for Date Range

Start Incident Type: 100 | End Incident Type: 911 | Start Date: 05/01/2021 | End Date: 05/31/2021



Hour	# of CALLS
00:00 - 00:59	2
01:00 - 01:59	3
02:00 - 02:59	2
06:00 - 06:59	1
07:00 - 07:59	3
08:00 - 08:59	3
09:00 - 09:59	1
10:00 - 10:59	5
11:00 - 11:59	5
12:00 - 12:59	5
13:00 - 13:59	2
14:00 - 14:59	7
15:00 - 15:59	4
16:00 - 16:59	5
17:00 - 17:59	2
18:00 - 18:59	3
19:00 - 19:59	11
20:00 - 20:59	2
21:00 - 21:59	6
22:00 - 22:59	2
23:00 - 23:59	3
TOTAL:	77

Only REVIEWED incidents included.



emergencyreporting.com

Doc Id: 898

Page # 1 of 1

Hartford Fire Department

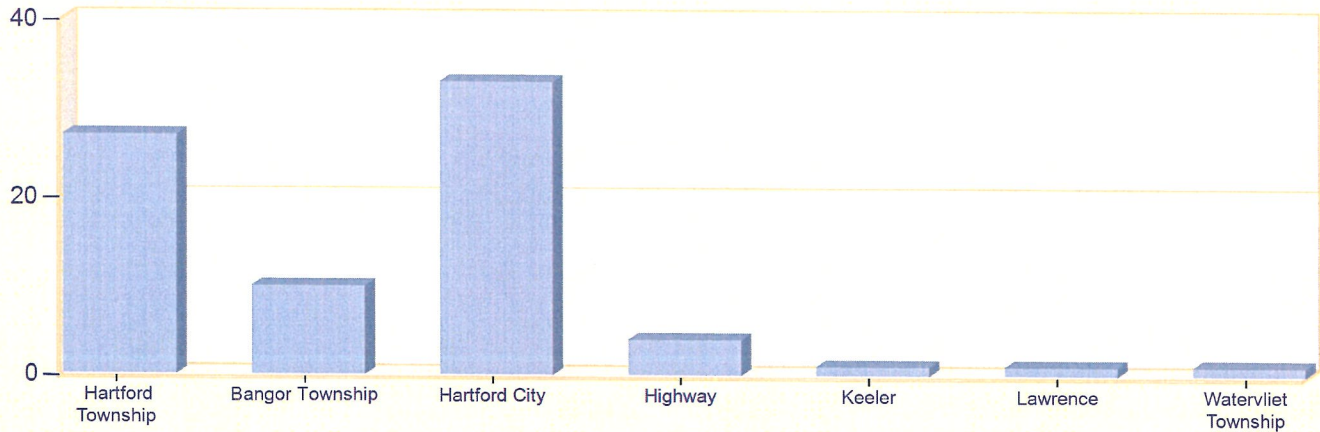
Hartford, MI

This report was generated on 6/9/2021 9:54:06 AM



Incident Type Count per Zone for Date Range

Start Date: 05/01/2021 | End Date: 05/31/2021



ZONES	INCIDENT TYPE	COUNT
Hartford Township - Hartford		
	111 - Building fire	1
	118 - Trash or rubbish fire, contained	1
	311 - Medical assist, assist EMS crew	5
	321 - EMS call, excluding vehicle accident with injury	16
	322 - Motor vehicle accident with injuries	1
	324 - Motor vehicle accident with no injuries.	1
	611 - Dispatched & cancelled en route	1
	631 - Authorized controlled burning	1
	Total Incidents for Hartford Township - Hartford:	27
Bangor Township - Bangor		
	311 - Medical assist, assist EMS crew	1
	321 - EMS call, excluding vehicle accident with injury	6
	322 - Motor vehicle accident with injuries	1
	551 - Assist police or other governmental agency	1
	743 - Smoke detector activation, no fire - unintentional	1
	Total Incidents for Bangor Township - Bangor:	10
Hartford City - Hartford		
	311 - Medical assist, assist EMS crew	4
	321 - EMS call, excluding vehicle accident with injury	22
	322 - Motor vehicle accident with injuries	1

Zone information is defined on the Basic Info 3 screen of an incident.
Only REVIEWED incidents included.



emergencyreporting.com
Doc Id: 1404
Page # 1 of 2

ZONES	INCIDENT TYPE	COUNT
	324 - Motor vehicle accident with no injuries.	1
	444 - Power line down	1
	531 - Smoke or odor removal	1
	600 - Good intent call, other	1
	651 - Smoke scare, odor of smoke	1
	743 - Smoke detector activation, no fire - unintentional	1
	<i>Total Incidents for Hartford City - Hartford:</i>	33
Highway - I 94		
	322 - Motor vehicle accident with injuries	1
	411 - Gasoline or other flammable liquid spill	1
	611 - Dispatched & cancelled en route	2
	<i>Total Incidents for Highway - I 94:</i>	4
Keeler - Township		
	111 - Building fire	1
	<i>Total Incidents for Keeler - Township:</i>	1
Lawrence - Township		
	131 - Passenger vehicle fire	1
	<i>Total Incidents for Lawrence - Township:</i>	1
Watervliet Township - Watervliet		
	611 - Dispatched & cancelled en route	1
	<i>Total Incidents for Watervliet Township - Watervliet:</i>	1
Total Count for all Zone:		77

Zone information is defined on the Basic Info 3 screen of an incident.
Only REVIEWED incidents included.

Hartford Fire Department

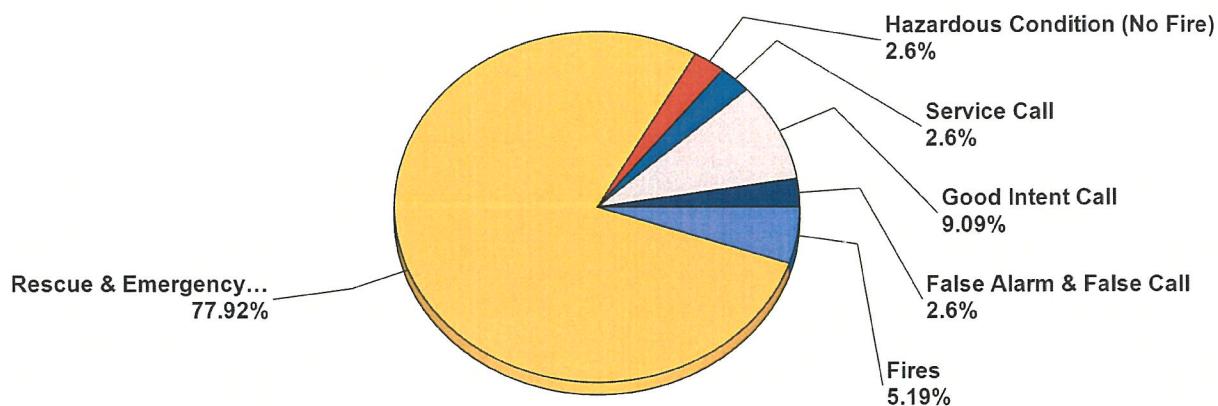
Hartford, MI

This report was generated on 6/9/2021 9:48:49 AM



Breakdown by Major Incident Types for Date Range

Zone(s): All Zones | Start Date: 05/01/2021 | End Date: 05/31/2021



MAJOR INCIDENT TYPE	# INCIDENTS	% of TOTAL
Fires	4	5.19%
Rescue & Emergency Medical Service	60	77.92%
Hazardous Condition (No Fire)	2	2.6%
Service Call	2	2.6%
Good Intent Call	7	9.09%
False Alarm & False Call	2	2.6%
TOTAL	77	100%

Only REVIEWED and/or LOCKED IMPORTED incidents are included. Summary results for a major incident type are not displayed if the count is zero.



emergencyreporting.com
Doc Id: 553
Page # 1 of 2

Detailed Breakdown by Incident Type		
INCIDENT TYPE	# INCIDENTS	% of TOTAL
111 - Building fire	2	2.6%
118 - Trash or rubbish fire, contained	1	1.3%
131 - Passenger vehicle fire	1	1.3%
311 - Medical assist, assist EMS crew	10	12.99%
321 - EMS call, excluding vehicle accident with injury	44	57.14%
322 - Motor vehicle accident with injuries	4	5.19%
324 - Motor vehicle accident with no injuries.	2	2.6%
411 - Gasoline or other flammable liquid spill	1	1.3%
444 - Power line down	1	1.3%
531 - Smoke or odor removal	1	1.3%
551 - Assist police or other governmental agency	1	1.3%
600 - Good intent call, other	1	1.3%
611 - Dispatched & cancelled en route	4	5.19%
631 - Authorized controlled burning	1	1.3%
651 - Smoke scare, odor of smoke	1	1.3%
743 - Smoke detector activation, no fire - unintentional	2	2.6%
TOTAL INCIDENTS:	77	100%

Only REVIEWED and/or LOCKED IMPORTED incidents are included. Summary results for a major incident type are not displayed if the count is zero.