

Hartford Fire Department

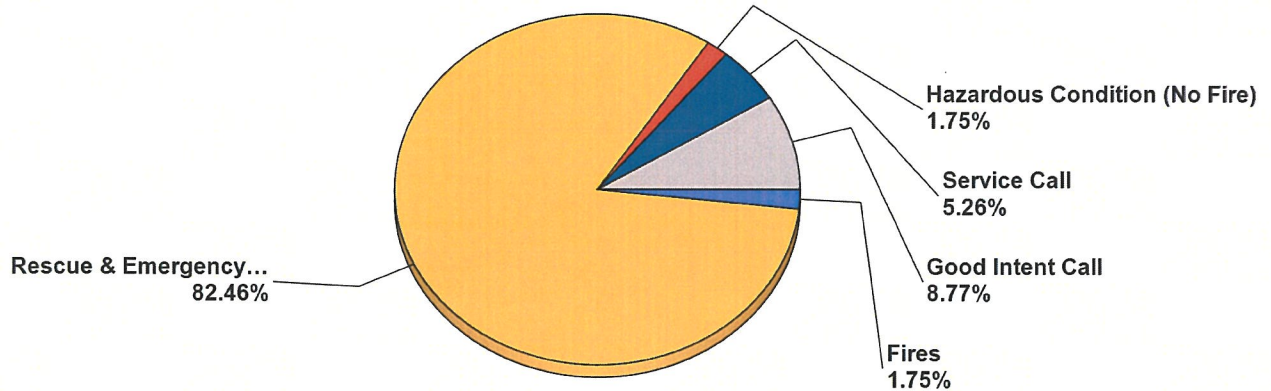
Hartford, MI

This report was generated on 3/2/2021 10:33:57 AM



Breakdown by Major Incident Types for Date Range

Zone(s): All Zones | Start Date: 02/01/2021 | End Date: 02/28/2021



MAJOR INCIDENT TYPE	# INCIDENTS	% of TOTAL
Fires	1	1.75%
Rescue & Emergency Medical Service	47	82.46%
Hazardous Condition (No Fire)	1	1.75%
Service Call	3	5.26%
Good Intent Call	5	8.77%
TOTAL	57	100%

Only REVIEWED and/or LOCKED IMPORTED incidents are included. Summary results for a major incident type are not displayed if the count is zero.



Detailed Breakdown by Incident Type		
INCIDENT TYPE	# INCIDENTS	% of TOTAL
131 - Passenger vehicle fire	1	1.75%
311 - Medical assist, assist EMS crew	14	24.56%
321 - EMS call, excluding vehicle accident with injury	29	50.88%
322 - Motor vehicle accident with injuries	1	1.75%
324 - Motor vehicle accident with no injuries.	3	5.26%
444 - Power line down	1	1.75%
500 - Service Call, other	1	1.75%
511 - Lock-out	1	1.75%
551 - Assist police or other governmental agency	1	1.75%
611 - Dispatched & cancelled en route	5	8.77%
TOTAL INCIDENTS:	57	100%

Only REVIEWED and/or LOCKED IMPORTED incidents are included. Summary results for a major incident type are not displayed if the count is zero.



Hartford Fire Department

Hartford, MI

This report was generated on 3/2/2021 10:38:43 AM



Incident Count per User-Defined Fields for Date Range

Start Date: 02/01/2021 | End Date: 02/28/2021

ANSWERS	# INCIDENTS
USER-DEFINED FIELD: Dispatch Priority (Required)	
1	29
2	16
3	12

Only User-Defined values selected in the CUSTOM field of an incident Included. Only REVIEWED incidents included in count.



emergencyreporting.com

Doc Id: 805

Page # 1 of 1

Hartford Fire Department

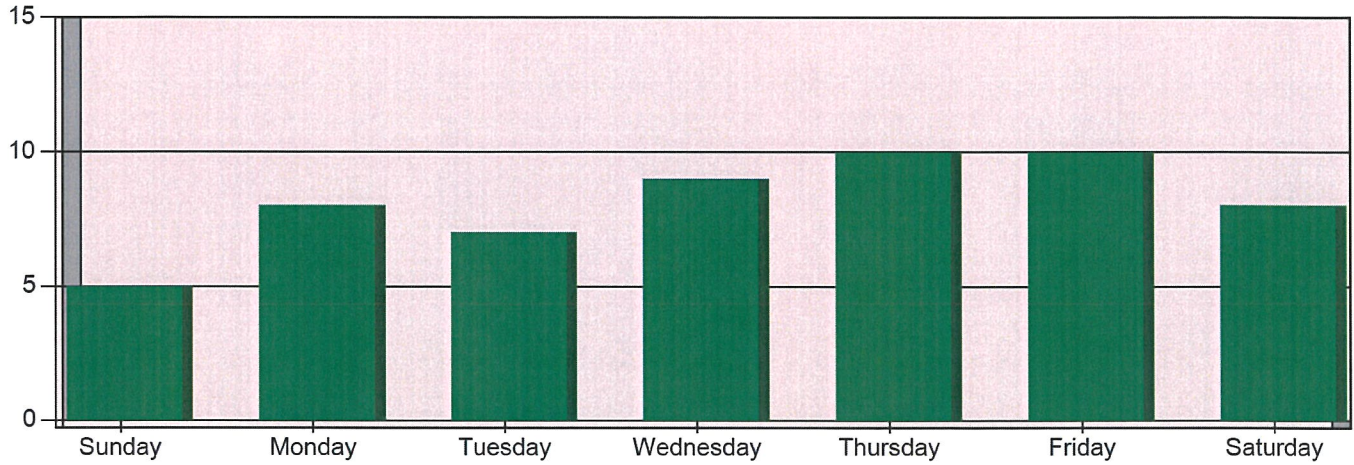
Hartford, MI

This report was generated on 3/2/2021 10:40:06 AM



Incidents by Day of the Week for Date Range

Start Incident Type: 100 | End Incident Type: 911 | Start Date: 02/01/2021 | End Date: 02/28/2021



DAY OF THE WEEK	# INCIDENTS
Sunday	5
Monday	8
Tuesday	7
Wednesday	9
Thursday	10
Friday	10
Saturday	8

TOTAL

57

Only Reviewed incidents included.



emergencyreporting.com

Doc Id: 1284

Page # 1 of 1

Hartford Fire Department

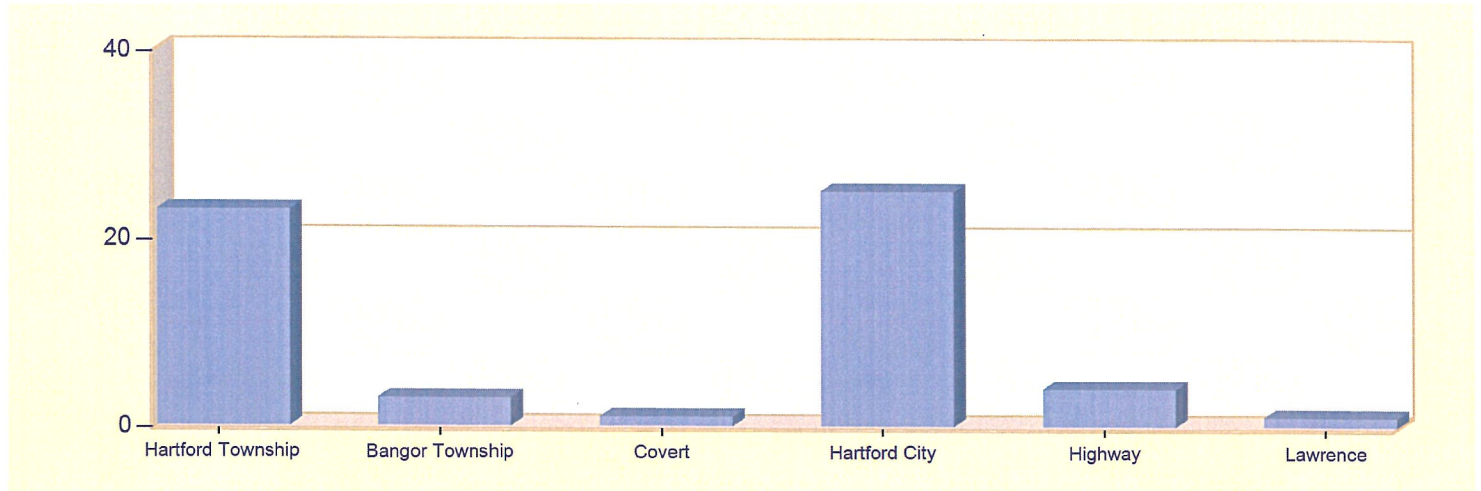
Hartford, MI

This report was generated on 3/2/2021 10:37:24 AM



Incident Type Count per Zone for Date Range

Start Date: 02/01/2021 | End Date: 02/28/2021



ZONES	INCIDENT TYPE	COUNT
Hartford Township - Hartford		
	311 - Medical assist, assist EMS crew	4
	321 - EMS call, excluding vehicle accident with injury	13
	324 - Motor vehicle accident with no injuries.	1
	444 - Power line down	1
	511 - Lock-out	1
	551 - Assist police or other governmental agency	1
	611 - Dispatched & cancelled en route	2
	<i>Total Incidents for Hartford Township - Hartford:</i>	23
Bangor Township - Bangor		
	321 - EMS call, excluding vehicle accident with injury	3
	<i>Total Incidents for Bangor Township - Bangor:</i>	3
Covert - Covert		
	321 - EMS call, excluding vehicle accident with injury	1
	<i>Total Incidents for Covert - Covert:</i>	1
Hartford City - Hartford		

Zone information is defined on the Basic Info 3 screen of an incident.
Only REVIEWED incidents included.



ZONES	INCIDENT TYPE	COUNT
	311 - Medical assist, assist EMS crew	10
	321 - EMS call, excluding vehicle accident with injury	12
	322 - Motor vehicle accident with injuries	1
	500 - Service Call, other	1
	611 - Dispatched & cancelled en route	1
	<i>Total Incidents for Hartford City - Hartford:</i>	25
Highway - I 94		
	131 - Passenger vehicle fire	1
	324 - Motor vehicle accident with no injuries.	2
	611 - Dispatched & cancelled en route	1
	<i>Total Incidents for Highway - I 94:</i>	4
Lawrence - Township		
	611 - Dispatched & cancelled en route	1
	<i>Total Incidents for Lawrence - Township:</i>	1
Total Count for all Zone:		57

Zone information is defined on the Basic Info 3 screen of an incident.
Only REVIEWED incidents included.



Hartford Fire Department

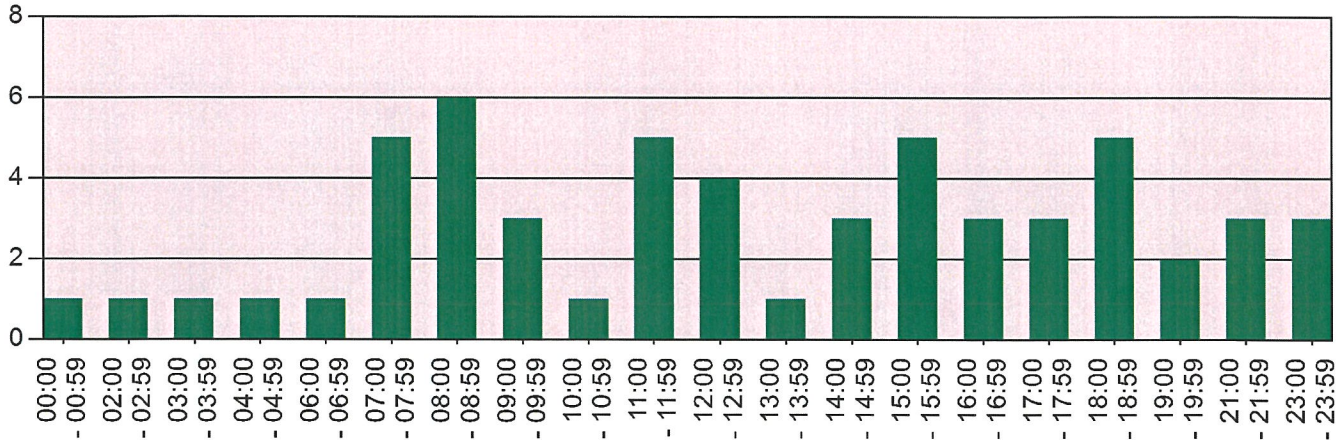
Hartford, MI

This report was generated on 3/2/2021 10:40:44 AM



Incidents per Hour for Incident Type Range for Date Range

Start Incident Type: 100 | End Incident Type: 911 | Start Date: 02/01/2021 | End Date: 02/28/2021



HOURLY	# of CALLS
00:00 - 00:59	1
02:00 - 02:59	1
03:00 - 03:59	1
04:00 - 04:59	1
06:00 - 06:59	1
07:00 - 07:59	5
08:00 - 08:59	6
09:00 - 09:59	3
10:00 - 10:59	1
11:00 - 11:59	5
12:00 - 12:59	4
13:00 - 13:59	1
14:00 - 14:59	3
15:00 - 15:59	5
16:00 - 16:59	3
17:00 - 17:59	3
18:00 - 18:59	5
19:00 - 19:59	2
21:00 - 21:59	3
23:00 - 23:59	3
TOTAL:	57

Only REVIEWED incidents included.

