

Hartford Fire Department

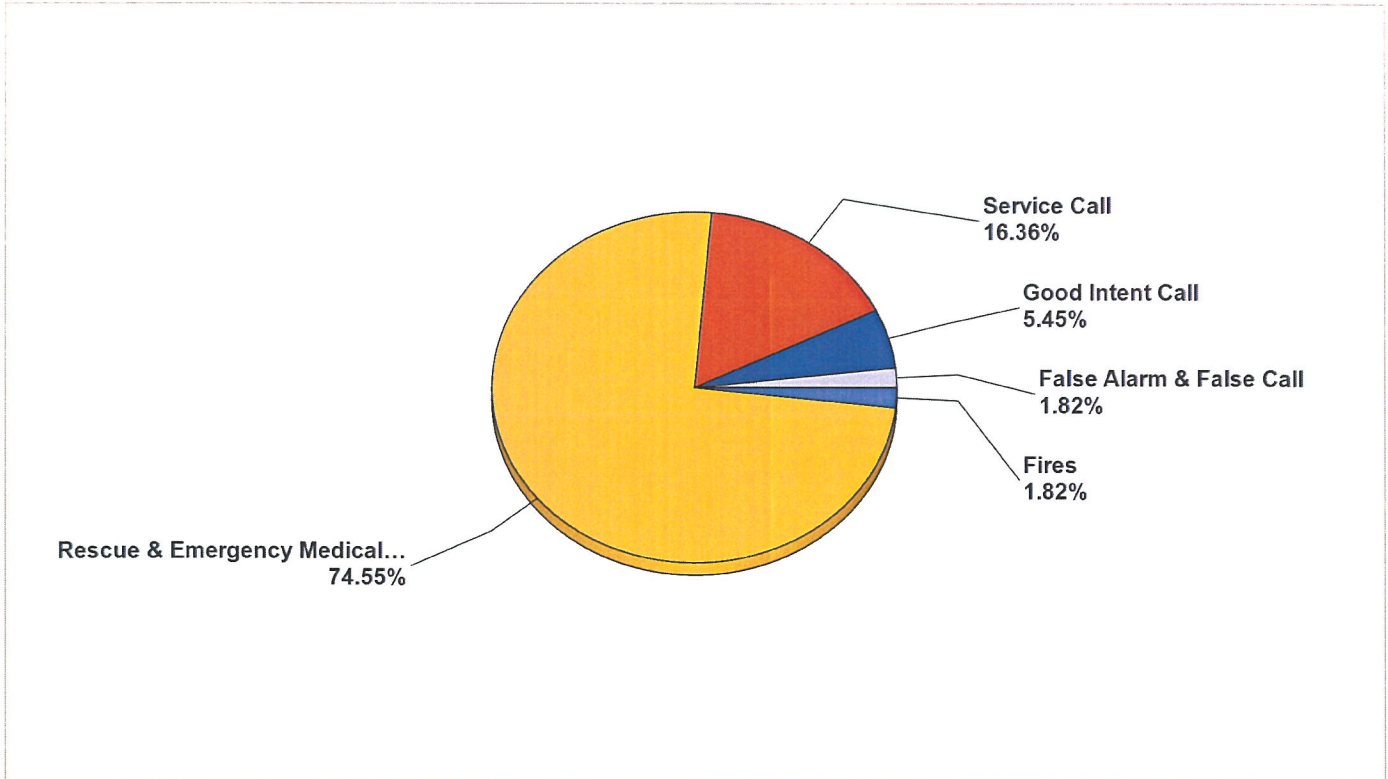
Hartford, MI

This report was generated on 6/1/2023 10:11:56 AM



Breakdown by Major Incident Types for Date Range

Zone(s): All Zones | Start Date: 05/01/2023 | End Date: 05/31/2023



MAJOR INCIDENT TYPE	# INCIDENTS	% of TOTAL
Fires	1	1.82%
Rescue & Emergency Medical Service	41	74.55%
Service Call	9	16.36%
Good Intent Call	3	5.45%
False Alarm & False Call	1	1.82%
TOTAL	55	100%

Only REVIEWED and/or LOCKED IMPORTED incidents are included. Summary results for a major incident type are not displayed if the count is zero.



Detailed Breakdown by Incident Type

INCIDENT TYPE	# INCIDENTS	% of TOTAL
111 - Building fire	1	1.82%
311 - Medical assist, assist EMS crew	24	43.64%
321 - EMS call, excluding vehicle accident with injury	12	21.82%
322 - Motor vehicle accident with injuries	1	1.82%
324 - Motor vehicle accident with no injuries.	3	5.45%
341 - Search for person on land	1	1.82%
500 - Service Call, other	1	1.82%
554 - Assist invalid	8	14.55%
611 - Dispatched & cancelled en route	2	3.64%
651 - Smoke scare, odor of smoke	1	1.82%
733 - Smoke detector activation due to malfunction	1	1.82%
TOTAL INCIDENTS:	55	100%

Only REVIEWED and/or LOCKED IMPORTED incidents are included. Summary results for a major incident type are not displayed if the count is zero.



Hartford Fire Department

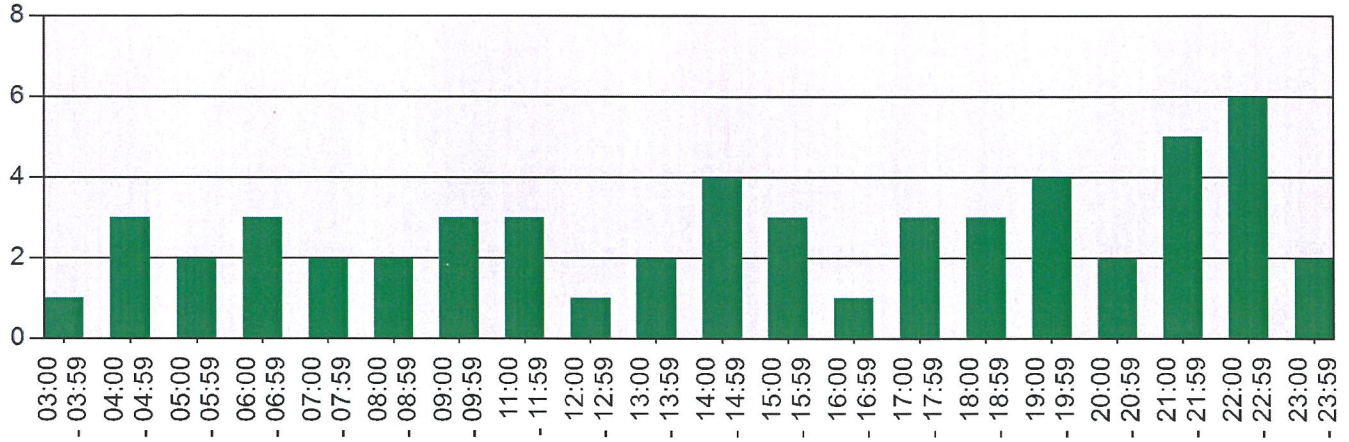


Hartford, MI

This report was generated on 6/1/2023 10:22:17 AM

Incidents per Hour for Incident Type Range for Date Range

Start Incident Type: 100 | End Incident Type: 911 | Start Date: 05/01/2023 | End Date: 05/31/2023



HOURLY	# of CALLS
03:00 - 03:59	1
04:00 - 04:59	3
05:00 - 05:59	2
06:00 - 06:59	3
07:00 - 07:59	2
08:00 - 08:59	2
09:00 - 09:59	3
10:00 - 10:59	3
11:00 - 11:59	3
12:00 - 12:59	1
13:00 - 13:59	2
14:00 - 14:59	4
15:00 - 15:59	3
16:00 - 16:59	1
17:00 - 17:59	3
18:00 - 18:59	3
19:00 - 19:59	4
20:00 - 20:59	2
21:00 - 21:59	5
22:00 - 22:59	6
23:00 - 23:59	2
TOTAL:	55

Only REVIEWED incidents included.



Hartford Fire Department

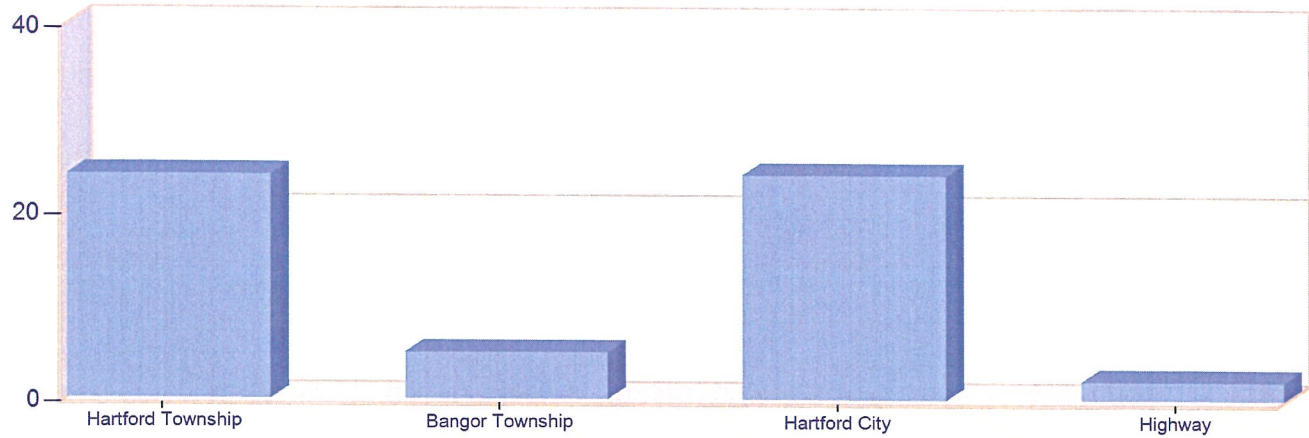
Hartford, MI

This report was generated on 6/1/2023 10:13:21 AM



Incident Type Count per Zone for Date Range

Start Date: 05/01/2023 | End Date: 05/31/2023



ZONES	INCIDENT TYPE	COUNT
Hartford Township - Hartford		
	311 - Medical assist, assist EMS crew	12
	321 - EMS call, excluding vehicle accident with injury	7
	322 - Motor vehicle accident with injuries	1
	324 - Motor vehicle accident with no injuries.	1
	500 - Service Call, other	1
	611 - Dispatched & cancelled en route	1
	651 - Smoke scare, odor of smoke	1
	<i>Total Incidents for Hartford Township - Hartford:</i>	24
Bangor Township - Bangor		
	311 - Medical assist, assist EMS crew	2
	554 - Assist invalid	1
	611 - Dispatched & cancelled en route	1
	733 - Smoke detector activation due to malfunction	1
	<i>Total Incidents for Bangor Township - Bangor:</i>	5
Hartford City - Hartford		

Zone information is defined on the Basic Info 3 screen of an incident.
Only REVIEWED incidents included.



ZONES	INCIDENT TYPE	COUNT
	111 - Building fire	1
	311 - Medical assist, assist EMS crew	10
	321 - EMS call, excluding vehicle accident with injury	5
	341 - Search for person on land	1
	554 - Assist invalid	7
	<i>Total Incidents for Hartford City - Hartford:</i>	24
Highway - I 94		
	324 - Motor vehicle accident with no injuries.	2
	<i>Total Incidents for Highway - I 94:</i>	2
Total Count for all Zone:		55

Zone information is defined on the Basic Info 3 screen of an incident.
Only REVIEWED incidents included.



Hartford Fire Department

Hartford, MI

This report was generated on 6/1/2023 10:25:12 AM



Incident Count per User-Defined Fields for Date Range

Start Date: 05/01/2023 | End Date: 05/31/2023

ANSWERS	# INCIDENTS
USER-DEFINED FIELD: Dispatch Priority (Required)	
1	27
2	21
3	7

USER-DEFINED FIELD: Lift Assist (Required)	
No	48
Yes	7

Only User-Defined values selected in the CUSTOM field of an incident Included. Only REVIEWED incidents included in count.



emergencyreporting.com

Doc Id: 805

Page # 1 of 1

Hartford Fire Department

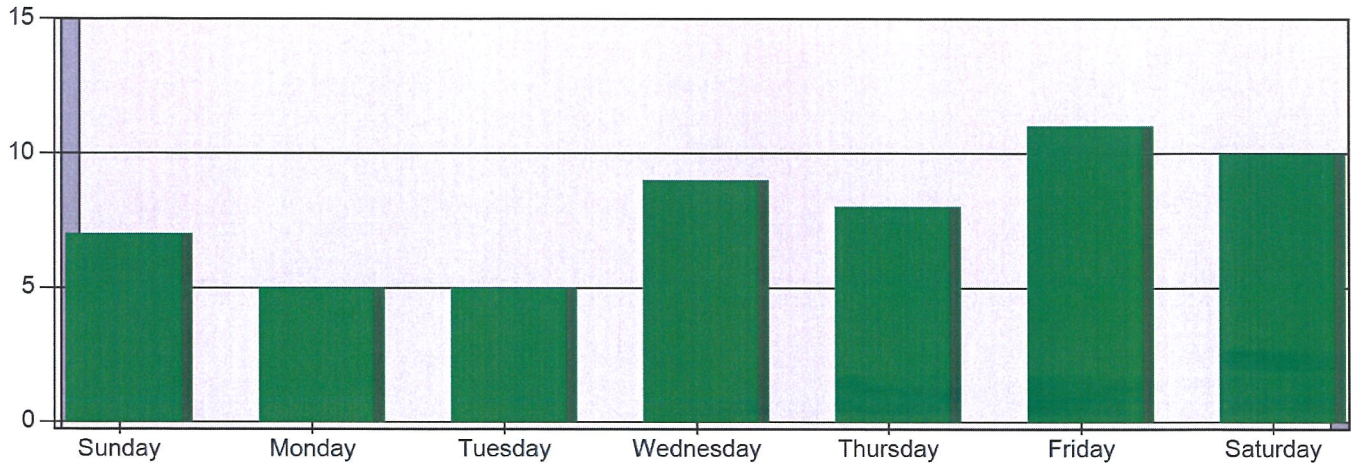


Hartford, MI

This report was generated on 6/1/2023 10:23:00 AM

Incidents by Day of the Week for Date Range

Start Incident Type: 100 | End Incident Type: 911 | Start Date: 05/01/2023 | End Date: 05/31/2023



DAY OF THE WEEK	# INCIDENTS
Sunday	7
Monday	5
Tuesday	5
Wednesday	9
Thursday	8
Friday	11
Saturday	10

TOTAL

55

Only Reviewed incidents included.

