

# Hartford Fire Department

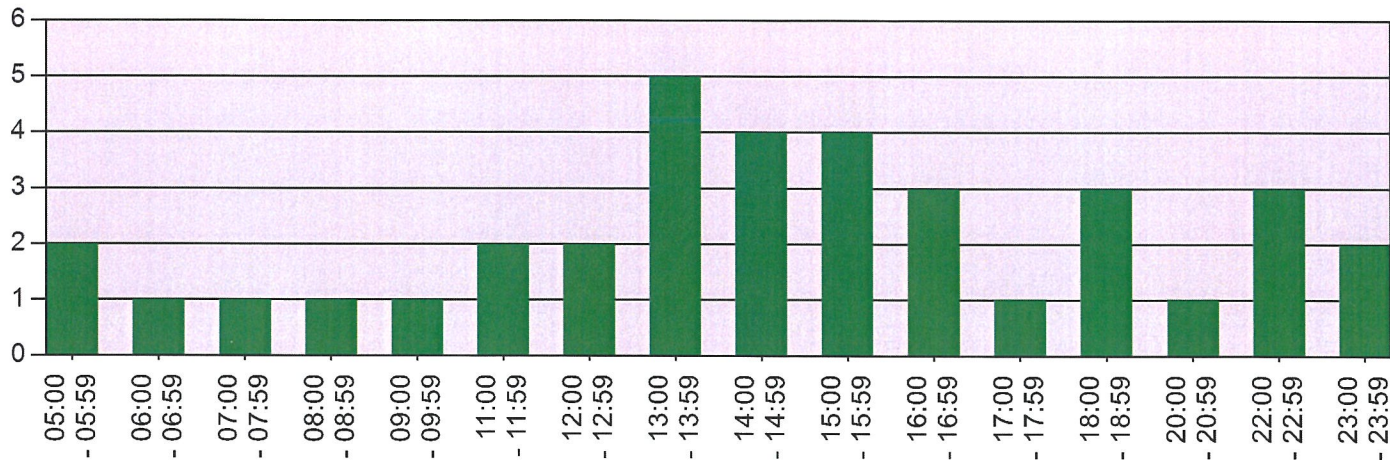
Hartford, MI

This report was generated on 3/6/2023 8:31:49 AM



## Incidents per Hour for Incident Type Range for Date Range

Start Incident Type: 100 | End Incident Type: 911 | Start Date: 02/01/2023 | End Date: 02/28/2023



Hour	# of CALLS
05:00 - 05:59	2
06:00 - 06:59	1
07:00 - 07:59	1
08:00 - 08:59	1
09:00 - 09:59	1
11:00 - 11:59	2
12:00 - 12:59	2
13:00 - 13:59	5
14:00 - 14:59	4
15:00 - 15:59	4
16:00 - 16:59	3
17:00 - 17:59	1
18:00 - 18:59	3
20:00 - 20:59	1
22:00 - 22:59	3
23:00 - 23:59	2
TOTAL:	36

Only REVIEWED incidents included.

# Hartford Fire Department

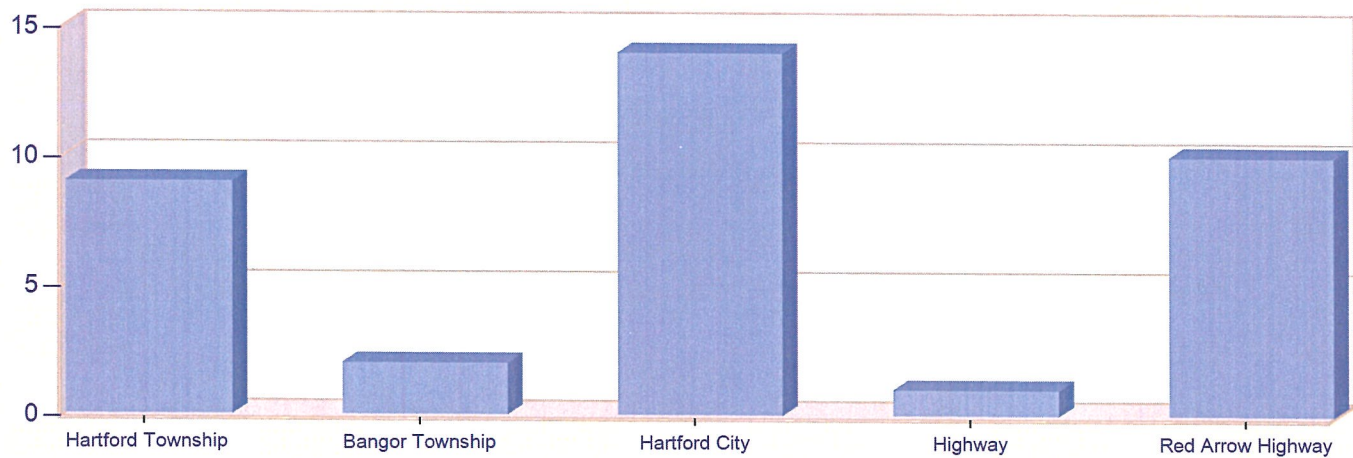
Hartford, MI

This report was generated on 3/6/2023 8:34:10 AM



## Incident Type Count per Zone for Date Range

Start Date: 02/01/2023 | End Date: 02/28/2023



ZONES	INCIDENT TYPE	COUNT
<b>Hartford Township - Hartford</b>		
	311 - Medical assist, assist EMS crew	3
	321 - EMS call, excluding vehicle accident with injury	4
	324 - Motor vehicle accident with no injuries.	1
	611 - Dispatched & cancelled en route	1
	<i>Total Incidents for Hartford Township - Hartford:</i>	9
<b>Bangor Township - Bangor</b>		
	311 - Medical assist, assist EMS crew	2
	<i>Total Incidents for Bangor Township - Bangor:</i>	2
<b>Hartford City - Hartford</b>		
	311 - Medical assist, assist EMS crew	5
	321 - EMS call, excluding vehicle accident with injury	7
	412 - Gas leak (natural gas or LPG)	1
	611 - Dispatched & cancelled en route	1
	<i>Total Incidents for Hartford City - Hartford:</i>	14
<b>Highway - I 94</b>		
	324 - Motor vehicle accident with no injuries.	1
	<i>Total Incidents for Highway - I 94:</i>	1
<b>Red Arrow Highway - Red Arrow Highway</b>		
	311 - Medical assist, assist EMS crew	6
	321 - EMS call, excluding vehicle accident with injury	1

Zone information is defined on the Basic Info 3 screen of an incident.  
Only REVIEWED incidents included.



emergencyreporting.com  
Doc Id: 1404  
Page # 1 of 2

ZONES	INCIDENT TYPE	COUNT
	322 - Motor vehicle accident with injuries	1
	324 - Motor vehicle accident with no injuries.	1
	441 - Heat from short circuit (wiring), defective/worn	1
	<i>Total Incidents for Red Arrow Highway - Red Arrow Highway:</i>	<i>10</i>
<i>Total Count for all Zone:</i>		<b>36</b>

Zone information is defined on the Basic Info 3 screen of an incident.  
Only REVIEWED incidents included.





# Hartford Fire Department

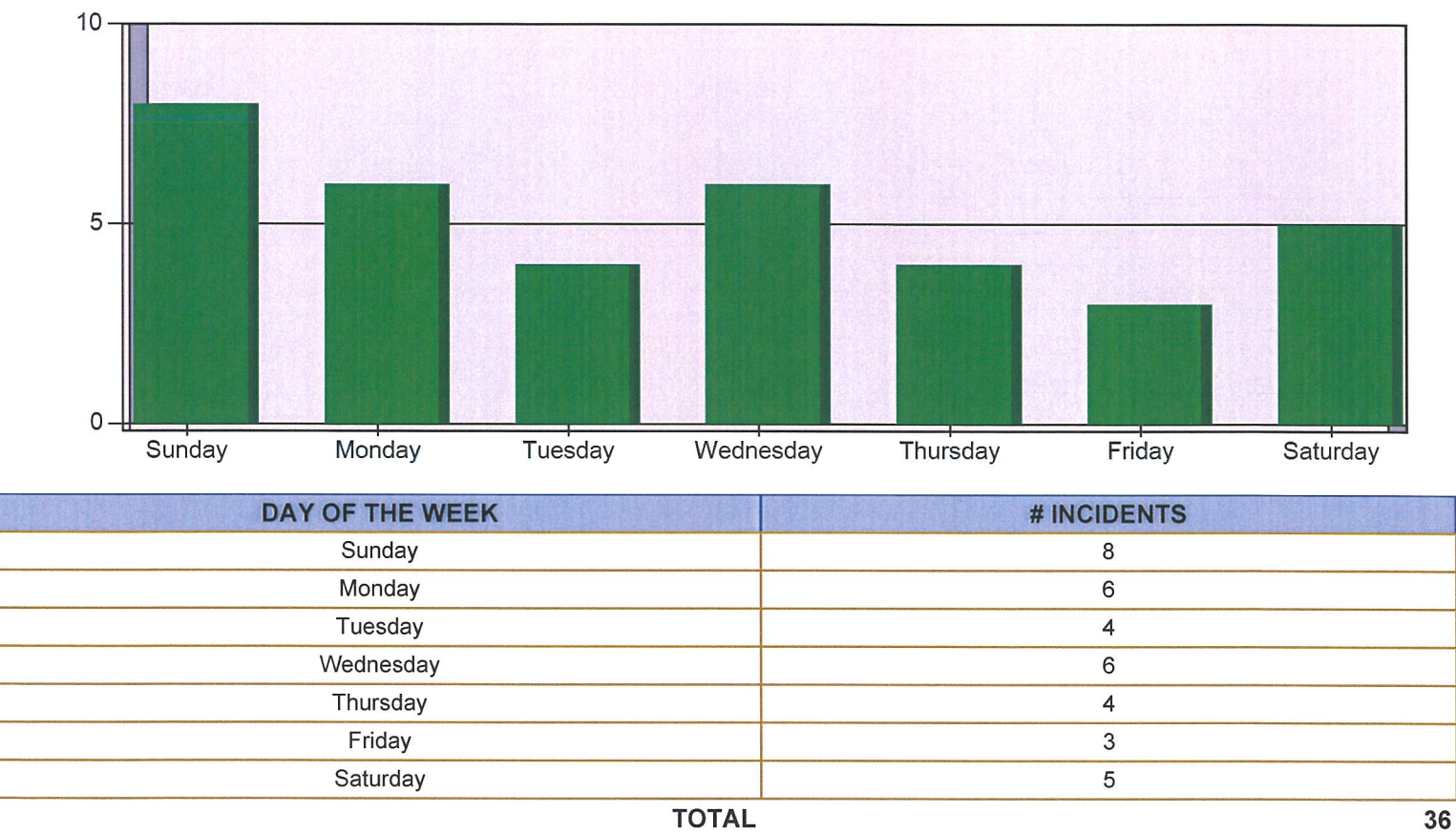
Hartford, MI

This report was generated on 3/6/2023 8:32:46 AM



## Incidents by Day of the Week for Date Range

Start Incident Type: 100 | End Incident Type: 911 | Start Date: 02/01/2023 | End Date: 02/28/2023



Only Reviewed incidents included.

# Hartford Fire Department

Hartford, MI

This report was generated on 3/6/2023 8:36:34 AM



## Incident Count per User-Defined Fields for Date Range

Start Date: 02/01/2023 | End Date: 02/28/2023

ANSWERS	# INCIDENTS
USER-DEFINED FIELD: Dispatch Priority (Required)	
1	22
2	6
3	8

USER-DEFINED FIELD: Lift Assist (Required)	
No	34
Yes	2

Only User-Defined values selected in the CUSTOM field of an incident Included. Only REVIEWED incidents included in count.

# Hartford Fire Department

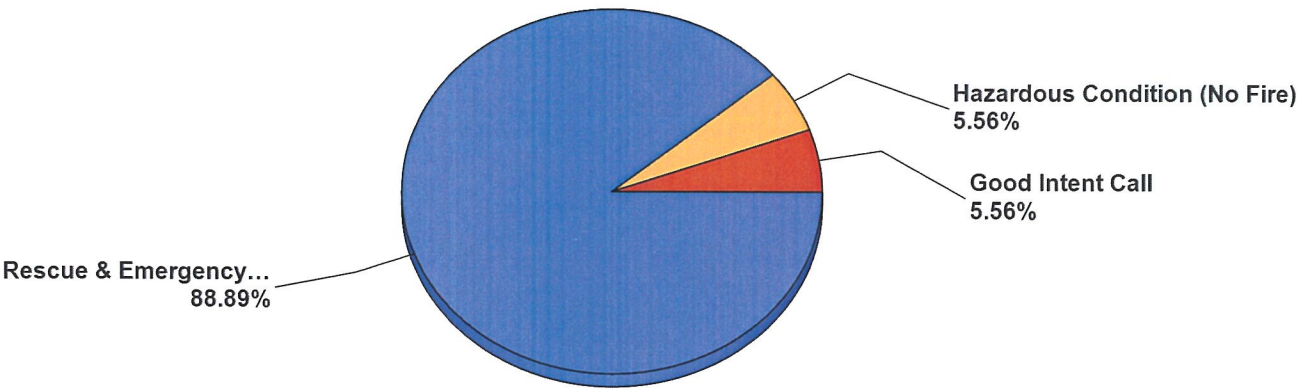
Hartford, MI

This report was generated on 3/6/2023 8:27:49 AM



## Breakdown by Major Incident Types for Date Range

Zone(s): All Zones | Start Date: 02/01/2023 | End Date: 02/28/2023



MAJOR INCIDENT TYPE	# INCIDENTS	% of TOTAL
Rescue & Emergency Medical Service	32	88.89%
Hazardous Condition (No Fire)	2	5.56%
Good Intent Call	2	5.56%
TOTAL	36	100%

Only REVIEWED and/or LOCKED IMPORTED incidents are included. Summary results for a major incident type are not displayed if the count is zero.

### Detailed Breakdown by Incident Type

INCIDENT TYPE	# INCIDENTS	% of TOTAL
311 - Medical assist, assist EMS crew	16	44.44%
321 - EMS call, excluding vehicle accident with injury	12	33.33%
322 - Motor vehicle accident with injuries	1	2.78%
324 - Motor vehicle accident with no injuries.	3	8.33%
412 - Gas leak (natural gas or LPG)	1	2.78%
441 - Heat from short circuit (wiring), defective/worn	1	2.78%
611 - Dispatched & cancelled en route	2	5.56%
<b>TOTAL INCIDENTS:</b>	<b>36</b>	<b>100%</b>

Only REVIEWED and/or LOCKED IMPORTED incidents are included. Summary results for a major incident type are not displayed if the count is zero.

