

# Hartford Fire Department

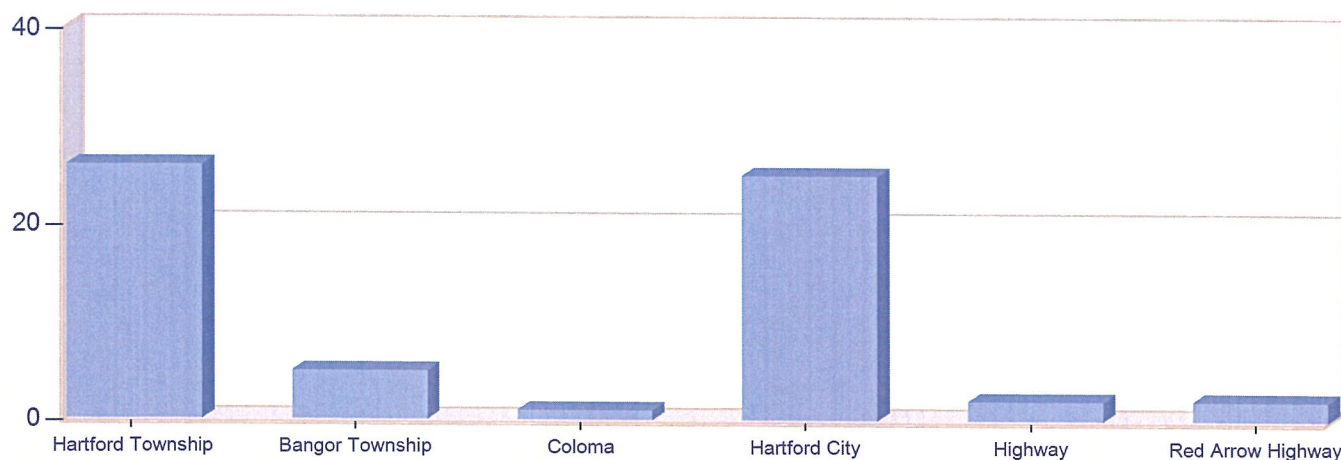
Hartford, MI

This report was generated on 11/7/2022 1:14:40 PM



## Incident Type Count per Zone for Date Range

Start Date: 10/01/2022 | End Date: 10/31/2022



ZONES	INCIDENT TYPE	COUNT
<b>Hartford Township - Hartford</b>		
	111 - Building fire	1
	311 - Medical assist, assist EMS crew	11
	321 - EMS call, excluding vehicle accident with injury	7
	324 - Motor vehicle accident with no injuries.	2
	412 - Gas leak (natural gas or LPG)	1
	500 - Service Call, other	1
	551 - Assist police or other governmental agency	1
	611 - Dispatched & cancelled en route	2
	<i>Total Incidents for Hartford Township - Hartford:</i>	26
<b>Bangor Township - Bangor</b>		
	137 - Camper or recreational vehicle (RV) fire	1
	311 - Medical assist, assist EMS crew	3
	651 - Smoke scare, odor of smoke	1
	<i>Total Incidents for Bangor Township - Bangor:</i>	5
<b>Coloma - Coloma</b>		
	111 - Building fire	1
	<i>Total Incidents for Coloma - Coloma:</i>	1
<b>Hartford City - Hartford</b>		
	311 - Medical assist, assist EMS crew	2

Zone information is defined on the Basic Info 3 screen of an incident.  
Only REVIEWED incidents included.

ZONES	INCIDENT TYPE	COUNT
	321 - EMS call, excluding vehicle accident with injury	22
	424 - Carbon monoxide incident	1
	<i>Total Incidents for Hartford City - Hartford:</i>	25
<b>Highway - I 94</b>		
	122 - Fire in motor home, camper, recreational vehicle	1
	611 - Dispatched & cancelled en route	1
	<i>Total Incidents for Highway - I 94:</i>	2
<b>Red Arrow Highway - Red Arrow Highway</b>		
	311 - Medical assist, assist EMS crew	1
	611 - Dispatched & cancelled en route	1
	<i>Total Incidents for Red Arrow Highway - Red Arrow Highway:</i>	2
<b>Total Count for all Zone:</b>		<b>61</b>

Zone information is defined on the Basic Info 3 screen of an incident.  
Only REVIEWED incidents included.



# Hartford Fire Department

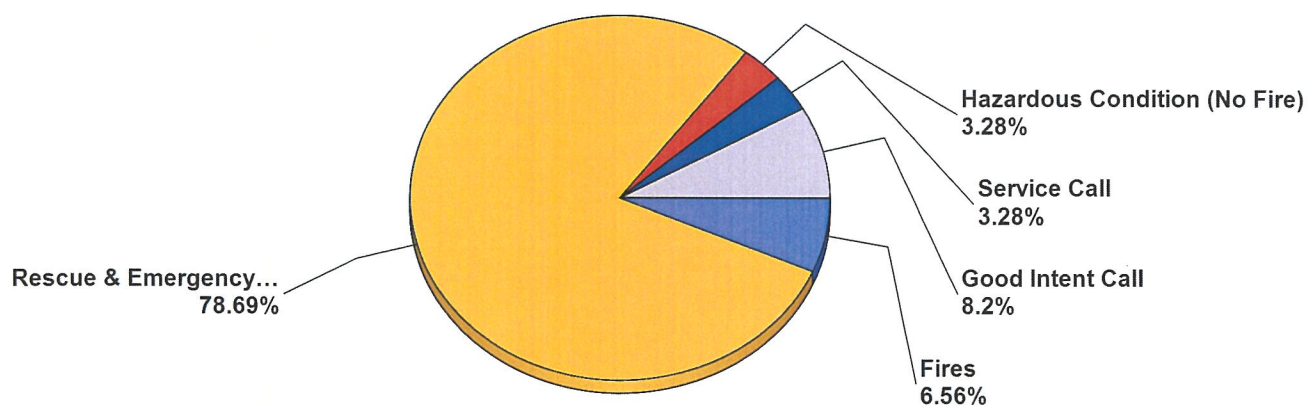
Hartford, MI

This report was generated on 11/7/2022 1:12:33 PM



## Breakdown by Major Incident Types for Date Range

Zone(s): All Zones | Start Date: 10/01/2022 | End Date: 10/31/2022



MAJOR INCIDENT TYPE	# INCIDENTS	% of TOTAL
Fires	4	6.56%
Rescue & Emergency Medical Service	48	78.69%
Hazardous Condition (No Fire)	2	3.28%
Service Call	2	3.28%
Good Intent Call	5	8.2%
<b>TOTAL</b>	<b>61</b>	<b>100%</b>

Only REVIEWED and/or LOCKED IMPORTED incidents are included. Summary results for a major incident type are not displayed if the count is zero.



emergencyreporting.com  
Doc Id: 553  
Page # 1 of 2



### Detailed Breakdown by Incident Type

INCIDENT TYPE	# INCIDENTS	% of TOTAL
111 - Building fire	2	3.28%
122 - Fire in motor home, camper, recreational vehicle	1	1.64%
137 - Camper or recreational vehicle (RV) fire	1	1.64%
311 - Medical assist, assist EMS crew	17	27.87%
321 - EMS call, excluding vehicle accident with injury	29	47.54%
324 - Motor vehicle accident with no injuries.	2	3.28%
412 - Gas leak (natural gas or LPG)	1	1.64%
424 - Carbon monoxide incident	1	1.64%
500 - Service Call, other	1	1.64%
551 - Assist police or other governmental agency	1	1.64%
611 - Dispatched & cancelled en route	4	6.56%
651 - Smoke scare, odor of smoke	1	1.64%
<b>TOTAL INCIDENTS:</b>	<b>61</b>	<b>100%</b>

Only REVIEWED and/or LOCKED IMPORTED incidents are included. Summary results for a major incident type are not displayed if the count is zero.



# Hartford Fire Department

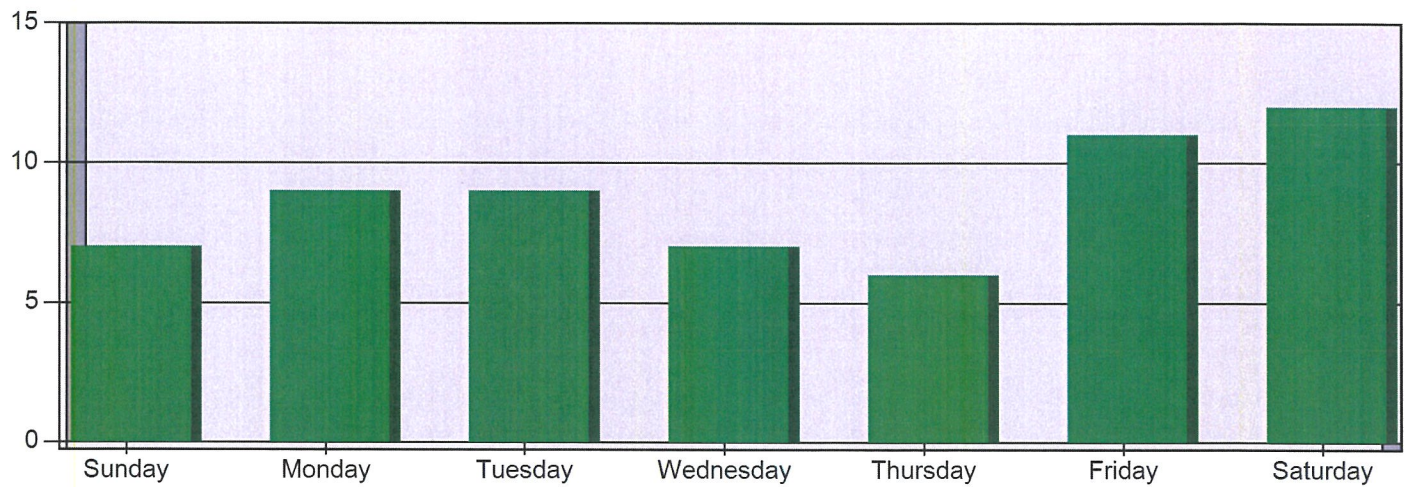
Hartford, MI

This report was generated on 11/7/2022 1:15:31 PM



## Incidents by Day of the Week for Date Range

Start Incident Type: 100 | End Incident Type: 911 | Start Date: 10/01/2022 | End Date: 10/31/2022



DAY OF THE WEEK	# INCIDENTS
Sunday	7
Monday	9
Tuesday	9
Wednesday	7
Thursday	6
Friday	11
Saturday	12

TOTAL

61

Only Reviewed incidents included.



emergencyreporting.com

Doc Id: 1284

Page # 1 of 1

# Hartford Fire Department

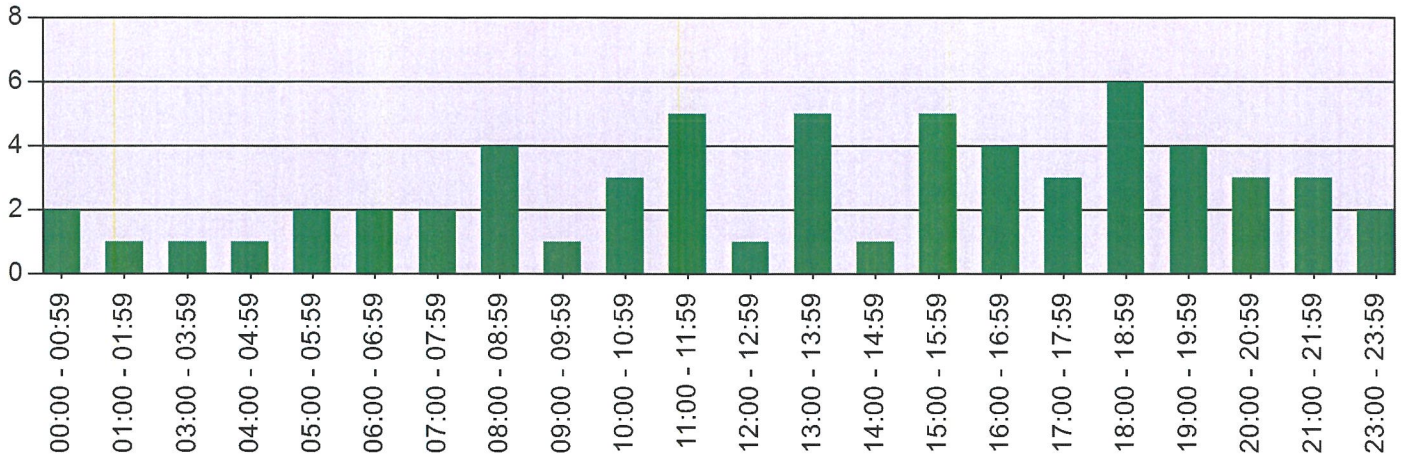
Hartford, MI

This report was generated on 11/7/2022 1:15:59 PM



## Incidents per Hour for Incident Type Range for Date Range

Start Incident Type: 100 | End Incident Type: 911 | Start Date: 10/01/2022 | End Date: 10/31/2022



Hour	# of CALLS
00:00 - 00:59	2
01:00 - 01:59	1
03:00 - 03:59	1
04:00 - 04:59	1
05:00 - 05:59	2
06:00 - 06:59	2
07:00 - 07:59	2
08:00 - 08:59	4
09:00 - 09:59	1
10:00 - 10:59	3
11:00 - 11:59	5
12:00 - 12:59	1
13:00 - 13:59	5
14:00 - 14:59	1
15:00 - 15:59	5
16:00 - 16:59	4
17:00 - 17:59	3
18:00 - 18:59	6
19:00 - 19:59	4
20:00 - 20:59	3
21:00 - 21:59	3
23:00 - 23:59	2
TOTAL:	61

Only REVIEWED incidents included.



emergencyreporting.com  
Doc Id: 898  
Page # 1 of 1



# Hartford Fire Department

Hartford, MI

This report was generated on 11/7/2022 1:16:29 PM



## Incident Count per User-Defined Fields for Date Range

Start Date: 10/01/2022 | End Date: 10/31/2022

ANSWERS	# INCIDENTS
<b>USER-DEFINED FIELD: Dispatch Priority (Required)</b>	
1	34
2	18
3	9

<b>USER-DEFINED FIELD: Lift Assist (Required)</b>	
No	60
Yes	1

Only User-Defined values selected in the CUSTOM field of an incident Included. Only REVIEWED incidents included in count.



emergencyreporting.com  
Doc Id: 805  
Page # 1 of 1