

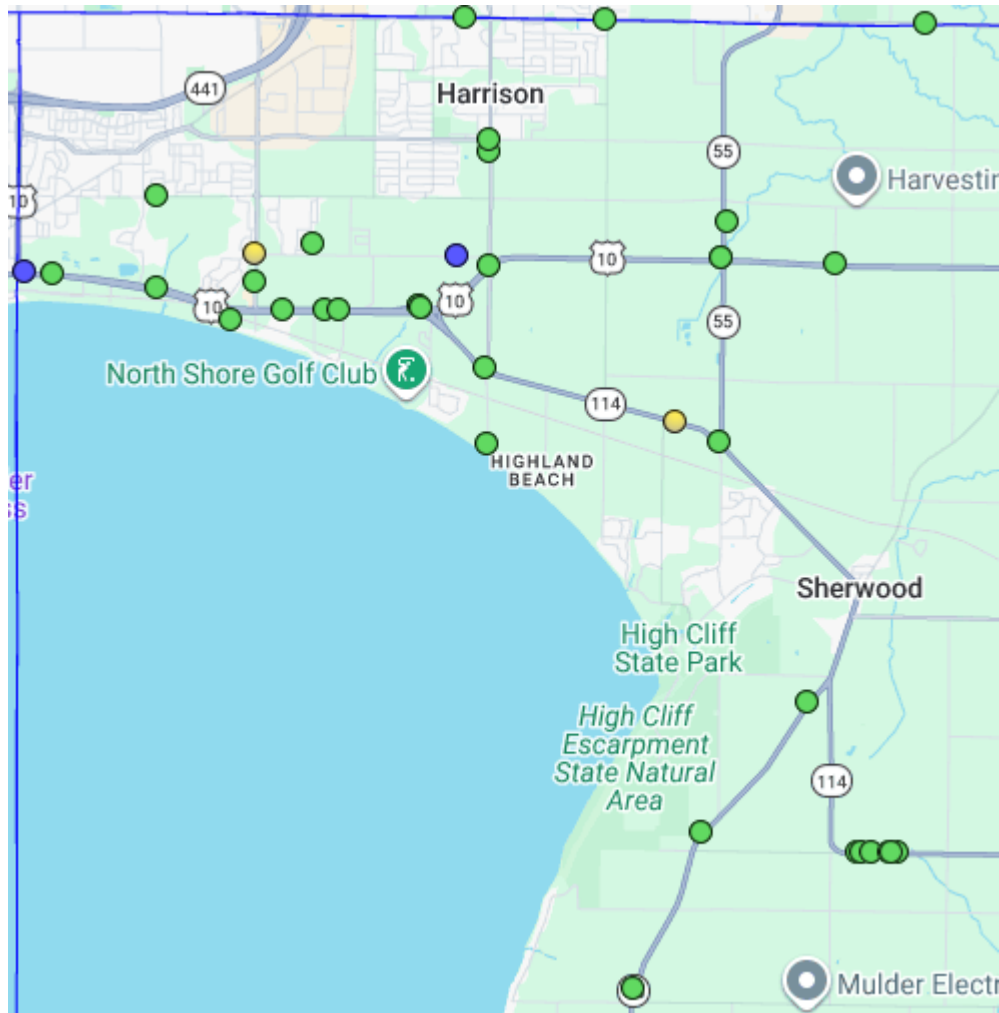
YEAR TO DATE CRASHES WITHIN THE VILLAGE OF HARRISON

JAN-MAR 2026

- Fatality
- Injury (A)
- Injury (B)
- Injury (C)
- Property Damage

There were **39** total crashes reported resulting in **0** fatalities and **6** injuries. Of this total, **39** crashes are mapped.

*** (1 fatal) ***



Location: North Bound South Lake Park Road
Address: South Lake Park Road

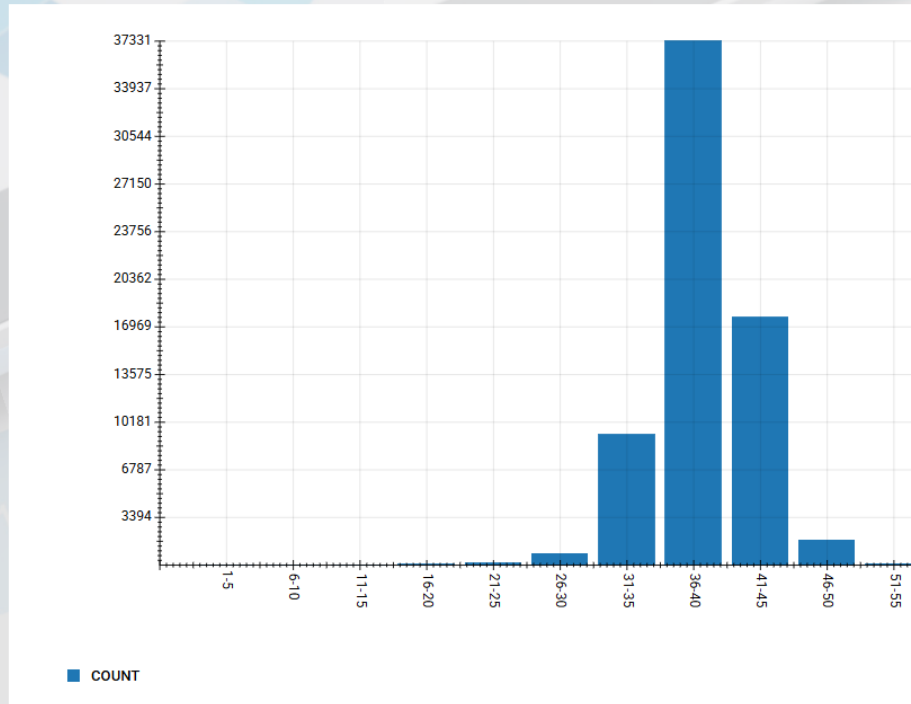
Slightly higher numbers of speeder north bound

Count by Speed Range Report

Report period: 2026-03-01 to 2026-04-01

Count By Speed Range

| Speed (mph) | Count |
|-------------|-------|
| 1-5 | 13 |
| 6-10 | 24 |
| 11-15 | 36 |
| 16-20 | 70 |
| 21-25 | 161 |
| 26-30 | 824 |
| 31-35 | 9311 |
| 36-40 | 37331 |
| 41-45 | 17643 |
| 46-50 | 1803 |
| 51-55 | 115 |
| 56-60 | 7 |
| 61-65 | 3 |
| 66-70 | 0 |
| 71-75 | 0 |
| 76-80 | 0 |
| 81-85 | 0 |
| 86-90 | 0 |
| 91-95 | 0 |
| 96-100 | 0 |
| Total | 67341 |



Generated on April 15, 2026 at 6:56 AM

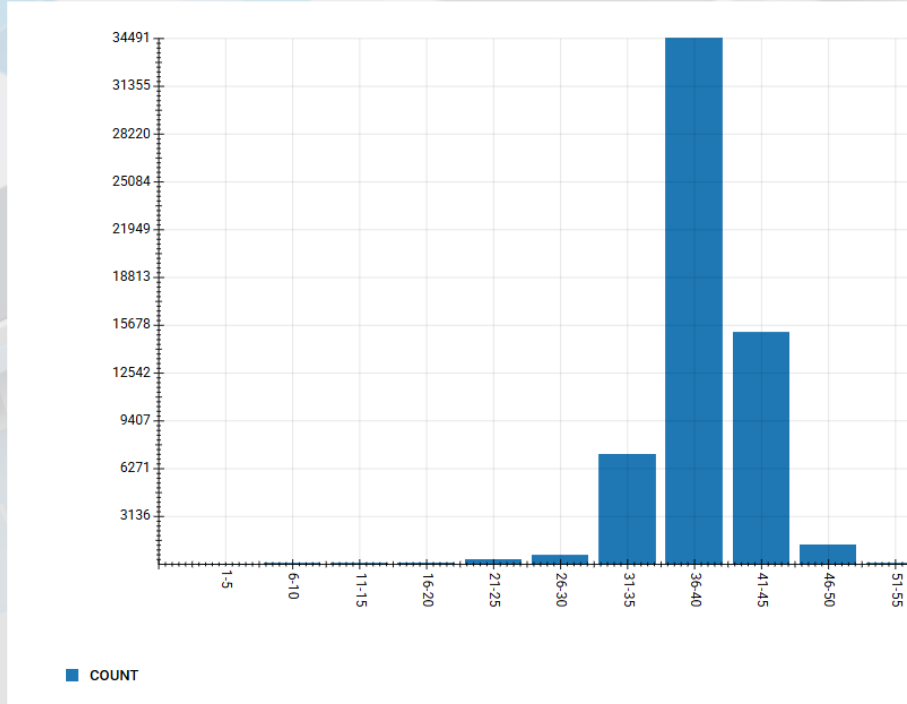
Location: South Bound South Lake Park Road
Address: South Bound South Lake Park Road 277' S. Ethan

Count by Speed Range Report

Report period: 2026-03-01 to 2026-04-01

Count By Speed Range

| Speed (mph) | Count |
|-------------|-------|
| 1-5 | 25 |
| 6-10 | 48 |
| 11-15 | 65 |
| 16-20 | 87 |
| 21-25 | 327 |
| 26-30 | 583 |
| 31-35 | 7221 |
| 36-40 | 34491 |
| 41-45 | 15213 |
| 46-50 | 1283 |
| 51-55 | 55 |
| 56-60 | 4 |
| 61-65 | 0 |
| 66-70 | 0 |
| 71-75 | 0 |
| 76-80 | 0 |
| 81-85 | 0 |
| 86-90 | 0 |
| 91-95 | 0 |
| 96-100 | 0 |
| Total | 59402 |



Generated on April 15, 2026 at 7:01 AM