



Driven by technology,
powered by creativity



New Fire Department AV

Village of Harrison

Chad Pelishek
Assistant Village Manager
cpelishek@harrison-wi.org



Our Mission:

To provide world-class technology solutions with an unwavering commitment to our Customers, Vendor Partners and Employees while providing an environment that encourages profitable growth, learning and fun!

Site Address:

Village of Harrison
W5662 Manitowoc Rd

Harrison WI 54915

Billing Address:

Village of Harrison
W5298 State Road 114

Menasha WI 54952

ACP CreativIT LLC (d/b/a Camera Corner Connecting Point or CCCP)

529 N. Monroe Green Bay, WI 54301
851 Commerce Ct Buffalo Grove, IL 60089
Website: www.cccp.com www.acpcreativit.com

Project #: OPP159812
Modified Date: 12/10/2025
Revision: 5
Acct. Manager Jason Hussong



Driven by technology,
powered by creativity



Project Description:

Integration Services Scope of Work

- A. Summary: The Village of Harrison is building a new Fire Department and has requested AV, Signage, and Paging systems to support their day-to-day use. The AV system will provide an Audio/Visual system in the training room complete with video inputs, audio reinforcement, and video conferencing. The Signage system will support feeds from the IAmResponding PC, a Security Camera feed from a PC, and "other's-provided" Cable Boxes. Each display. The paging system will provide facility wide coverage and will integrate with the department's IP phone system and radio system.
- B. System Description (AV System)
- a. Functionality Description: The Training room AV system includes 4 wall-mounted displays, a smart lectern, in-ceiling speakers and microphones, and wall-mounted cameras. The lectern HDMI inputs and front wall mounted HDMI input can be displayed on any or all displays in the room. Each display has it's own HDMI connection for individual display sharing. The Microphones and cameras in the room work together to provide hands off camera switching based on predefined presets. The lectern has two home positions, one in the front of the room and one in the rear. The lectern can also be removed from the system if space is needed. The system can be run using the wall-mounted touch panel in the back of the room as well as the front HDMI jack between the displays. Paging will integrate into this room utilizing the AV systems speakers and amplifier.
 - b. Source Devices:
 - i. Source devices can be routed to any combination of displays in the room. 10' HDMI cables are provided for HDMI input plates. The Video system will be configured for 1080p resolution with 2-Ch audio
 - ii. Lectern:
 - (1) HDMI Encoder – Laptop
 - (2) HDMI Encoder – Doc Cam
 - iii. Front Wall HDMI Encoder – Laptop
 - iv. Local to each display – 1 HDMI wall-mounted below each display.
 - c. Displays:
 - i. Four wall-mounted displays can receive any of the rooms' inputs.
 - (1) Each display has it's own HDMI connection in a wall plate below the display to support break out sessions or emergency ops needs.
 - d. Audio:
 - i. This system will support Dante audio using the network switch and the Q-Sys Digital Signal Processor.
 - ii. Audio from the Lectern's Duet Encoder will be via Dante.
 - iii. The customer has an existing MXCW microphone system that will be moved from the existing fire station to the new one.
 - iv. Four ceiling-mounted beam forming microphones will be installed in the room to capture conversation within the space. The positional Data from these microphones will integrate with the camera system to control the camera presets, automatically driving the camera system.
 - v. Ceiling speakers in this system will be used for playback and remote participant audio.
 - vi. A paging feed will allow pages to be heard in the training room even when the system is turned off.
 - e. Conferencing:
 - i. The Q-Sys eco system allows the cameras and microphones to work together to provide a better viewing experience for remote participants using ACPR (Automatic Camera Preset Recall) Camera presets will be established and the system will recall presets automatically based on active talkers in the room.
 - ii. The cameras and audio are processed within Q-Sys and are available on USB from the lectern touch panel. This

allows users to connect the USB to their laptop and host a conference call using most web conferencing applications.

- f. Controls:
 - i. The Q-Sys control system will give users control of the room components From turning the system on and off and selecting inputs, to camera control.
 - ii. A desktop touch controller will be placed on the lectern.
 - iii. A wall-mounted touch controller will be installed in the back of the room.
 - iv. Each touch panel will have the same system controls.
 - (1) System on/off
 - (2) Source and destination selection
 - (3) Camera selection and control (manually control the cameras and select presets, or select automatic)
 - (4) Audio level adjustment with mutes.
 - (5) Paging bypass button – disables the paging feed for a specified amount of time or until the system is shut down. (30 minutes – 60 minutes)
- g. Networking:
 - i. A network switch is included in the project for AV device connections Dante audio traffic and control traffic. This network switch will be stand alone and will not connect to the Fire Departments network.
 - ii. A building LAN connection to the Q-Sys Core is required for remote monitoring. (Provided by others)
- h. Electrical:
 - i. Power outlets will be required at each display location
 - ii. Power outlets will be required at each lectern location
 - iii. Power outlets will be required at the rack location.
 - iv. UPS Power is included in the AV Equipment Rack.
- i. Equipment Location:
 - i. The AV equipment for this system will be installed in an equipment rack within the 109 Training Storage room.

C. System Description (Signage)

- a. Functionality Description: The signage system includes video distribution to displays around the facility from two different PC sources. The sources are from the stations IAmResponding software, and Security Camera footage. In addition to these two source a select number of displays will have Cable TV boxes as inputs. This system will be controlled using a touch controller in the Watch Room.
- b. Source Devices:
 - i. The two PC sources (IAmResponding (IAR), and Security Cameras) can be routed independently to the signage displays throughout the facility. Available sources at each location are listed below.
 - ii. IAmResponding – from a rack-mounted PC in the AV rack.
 - iii. Security Camera footage – from a rack-mounted PC in the AV rack
 - iv. Cable TV Tuners – **Provided by and installed by Others**
- c. Displays:
 - (1) Fire Chiefs Office – 55” Display
 - (a) Security Camera**
 - (b) IAR
 - (c) Wireless Presentation
 - (2) Exercise Room – 75” Display with Sonos Sound Bar
 - (a) Cable TV
 - (3) Lockers – 65” Display on Swing arm Mount
 - (a) IAR**
 - (b) Security Cameras
 - (4) Watch Room – 3x 55” Displays
 - (a) 55” #1 – **Cable TV**
 - (b) 55” #2 – **IAR/Security Cameras**
 - (c) 55” #3 – **IAR/Security Cameras**
 - (5) Apparatus Bay – 65” wall mounted in outdoor rated enclosure
 - (a) IAR**
 - (b) Security Cameras
 - (6) Kitchen – 75” Display

- (a) **Cable TV**
- (b) IAR
- (c) Security Cameras
- (7) Day Room - 75" Display with Sonos Sound Bar
- (a) **Cable TV**

d. Audio:

- i. The Displays with Cable boxes will utilize the displays speakers, except in the Exercise and Day Room where a Sonos sound bar will be installed.
 - (1) Sonos Sound bar supports WiFi connectivity, and Apple Air Play2

e. Controls:

- i. A Q-Sys Touch controller in the Watch room will allow the department to change the display feed to each display with a receiver (Fire Chief's Office, Lockers, Watch Room, Apparatus Bay, Kitchen)

f. Networking:

- i. The network switch is included in the project (Training room System) for AV device connections and control traffic. This network switch will be stand alone and will not connect to the Fire Departments network.

g. Electrical:

- i. Power outlets will be required at each display location

h. Equipment Location:

- i. The AV equipment for this system will be installed in an equipment rack within the 109 Training Storage room.

D. System Description (Paging)

- a. **Functionality Description:** The Paging system is building wide and allows the department to page to specific zones withing the facility. The paging system will be connected to the departments Radio system and will allow for paging from the 3CX phone system. This is an IP based paging system and will utilize a software called Revolution. This software will integrate with the phone system.

b. Source Devices:

- i. The two PC sources (IAmResponding (IAR), and Security Cameras) can be routed independently to the signage displays throughout the facility. Available sources at each location are listed below.
- ii. IAmResponding – from a rack-mounted PC in the AV rack.
- iii. Security Camera footage – from a rack-mounted PC in the AV rack
- iv. Cable TV Tuners – **Provided by and installed by Others**

c. Paging:

- i. The paging system will be split into 4 zones
 - (1) Zone 1 – Dorms
 - (a) Each Dorm room has a Ceiling Speaker with LED Flasher (2'x1' Ceiling speaker)
 - (2) Zone 2 – Hallways
 - (a) Ceiling speakers with LED Flashers are placed through-out the hallways
 - (3) Zone 3 – Common areas
 - (a) Include the Kitchen, Day Room, Exercise Room, Laundry, Locker room, and Training Room
 - (b) Each room will have Ceiling speakers with flashers (2'x1' Ceiling speaker)
 - (c) The Exercise room has one wall mounted Speaker with LED screen and LED flashers (Due to the open ceiling)
 - (4) Zone 4 – Apparatus Bay
 - (a) This zone has Ceiling mounted speakers over each bay section
 - (b) Ambient noise microphones will be placed in each zone. The system will automatically adjust the volume in the apparatus bays based on the room volume.
- ii. The Revolution Software will allow users to control the system.
- iii. Pages can be made to specific zones or to all zones.
- iv. The audio system in the Training room will allow pages to be heard regardless if AV system is turned on.
 - (1) A bypass option on the AV systems panel will allow users to disable the paging input for a period of time (30 min – 60 min) in the event that no pages are desired in the room. Once the timer expires or if the system is shut down. Paging will resume.

d. Networking:

- i. A network switch is included in the project for IP device connections. This network switch will need to be connected to the Fire Departments phone network.

- ii. Trunk ports will need to be available in the 3CX System for paging integration
- iii. Each paging device will be registered as a SIP endpoint.
- iv. The CCCP phone team will manage the integration of the paging system and revolution into the existing phone system environment.
- e. Equipment Location:
- f. The Paging equipment for this system will be installed in the IT Closet and Network equipment rack.
 - i. This system requires 4 RU of space.

E. Exclusions: The following work is not included in our Scope of Work:











- a. All conduit, high voltage, wiring panels, breakers, relays, boxes, receptacles, etc.
- b. Concrete saw cutting and/or core drilling.
- c. Fire wall, ceiling, roof and floor penetration.
- d. Necessary gypsum board replacement and/or repair.
- e. Necessary ceiling tile or T-bar modifications, replacements and/or repair.
- f. All millwork (moldings, trim, cut outs, etc.).
- g. Patching and Painting.
- h. Permits (unless specifically provided for and identified within the contract).

F. Construction Considerations:

- a. In order to accomplish the outlined goals of this project, the Customer will be responsible for contracting with an outside entity to make the necessary modifications to the space as directed by ACP/CCCP. The costs associated with these modifications are not included in this proposal.

Project Resources:

Account Manager:		Design Engineer:	
Control Programming:		DSP Programming:	
Project Manager:		Trainer:	
Network Engineering:		VOIP Engineering:	
Other:		Other:	

107 - Training Room		Unit Price	Price
	1 AUDIX Micro Series High-Output Cardioid Condenser Mic with 12" Gooseneck		
	4 Cables To Go HDMI Pass Through Decorative Wall Plate - White		
	4 Cables To Go 6Ft/1.8M Ultra Flexible HDMI Cable 4K		
	8 Cables To Go C2G 10ft (3m) C2G Performance Series Ultra Flexible High Speed HDMI Cable - 4K 60Hz In-Wall, CMG (FT4) Rated		
	10 CCCP Mic/Line audio cable. 22AWG shielded twisted pair with ground wire.		
	2800 CCCP 23 gauge 4 pair Cat 6A cable Shielded overall foil, Black - Plenum		
	600 CCCP CAT. 6 Plenum		
	600 CCCP 2 Cond 16 Unshielded Raw Cable, Plenum, Per Foot		
	4 Chief Micro-Adjust Tilt Wall Mount X-Large		
	1 Liberty AV Solutions LOW VOLT MT/BRKT DG RETRO		




4 Philips
85" 4K UHD Prosumer Display, 18/7, 400 Nit, Landscape or Portrait



6 QSC LLC
6.5" Two-way ceiling speaker, 70/100V transformer with 8? bypass, 110? conical coverage, includes C-ring and rails for blind mount installation. Priced individually but must be purchased in pairs. White



4 QSC LLC
12x Optical Zoom 80? Horizontal Field of View, PTZ Network Camera, PoE, with HDMI and SDI output. Includes PTZ-WMB1 wall mount bracket



2 RCI Custom
Custom Decora Style Plate for Lectern Connections.



2 RCI Custom
Custom Decora Style Plate for Lectern Connections.

1 RCI Custom
AV Service Plate 1-Gang - White



4 Shure
Ceiling Array Microphone, Square, White, 24 inch



3 Tripp Lite
CAT6 Patch Cable, 7' Black



4 Visionary Solutions
AV-over-IP decoder, 4K60 4:4:4, ultra-low latency












1 Visionary Solutions
A/V Encoder (Wall Plate), 4K UHD over IP cinema quality ultra-low latency visually lossless switch matrix routable, with built-in video wall functionality; POE; AES67/Dante, with Bluetooth Audio



4 Windy City Wire
9P F STRIPPED/TINNED 12'

Equipment:	\$52,682.20
Labor:	\$8,505.40
107 - Training Room Total	\$61,187.60

107 - Training Room: Lectern		Unit Price	Price
	1 Aver USB/HDMI Document Camera		
	3 Cables To Go C2G 10ft (3m) C2G Performance Series Ultra Flexible High Speed HDMI Cable - 4K 60Hz In-Wall, CMG (FT4) Rated		
	10 CCCPC Mic/Line audio cable. 22AWG shielded twisted pair with ground wire.		
	2 LinkUSA Inc 15' Ethercon - RJ45 CAT6 STP cable		
	1 QSC LLC Q-SYS AV Bridging feature license. One license is required per TSC Series Gen 3 touch screen controller with AV Bridging enabled. Perpetual. For TSC-70-G3 & TSC-101-G3		
	2 QSC LLC Q-SYS 10.1" PoE Touch Screen Controller for In-Wall Mounting. Color - Black only		
	1 QSC LLC Table top mounting accessory for TSC-70-G3 and TSC-101-G3.		
	1 Spectrum Industries Compact Lectern - Media Manager Series -Fusion Maple/Silver Sparkle, with Custom Logo (Printed Backer)		
	1 Tripp Lite CAT6 M-M Cable, 15', Black		
	1 Visionary Solutions Duet Surface Mount Encoder Gigabit Ethernet for 4K60 4:4:4 Video, AES67/Dante® and Control Expansion Ethernet Port		



Equipment:	\$10,936.20
Labor:	\$957.95
107 - Training Room: Lectern Total	\$11,894.15

113 - FIRE CHIEF (OFFICE)	Unit Price	Price
----------------------------------	-------------------	--------------

	900	CCCP	2 Cond 16 Unshielded Raw Cable, Non-Plenum, Per Foot
--	------------	-------------	--




Equipment:	\$360.00
Labor:	\$1,035.00
113 - FIRE CHIEF (OFFICE) Total	\$1,395.00

120 - CONFERENCE ROOM	Unit Price	Price
------------------------------	-------------------	--------------

	1	Chief	Micro-Adjust Tilt Wall Mount X-Large
	1	Philips	85" 4K UHD Prosumer Display, 18/7, 400 Nit, Landscape or Portrait

Equipment:	\$2,362.00
Labor:	\$402.50
120 - CONFERENCE ROOM Total	\$2,764.50

109 - EQUIPMENT RACK	Unit Price	Price
-----------------------------	-------------------	--------------

	1	LinkUSA Inc	Custom Panel, 1RU, UV Printed, (1) etherCON Passthrough CCCP Logo
	12	Middle Atlantic	1SP FLANGED ECONO BLANK
	1	Middle Atlantic	5SP FLANGED ECONO BLANK



1 Middle Atlantic
35SP/25D CONFIG AV RACK



1 Middle Atlantic
2200VA/1800W UPS W/NIC



1 Netgear
AV Line 40x1G PoE+ 480W and 8xSFP Managed Switch



1 QSC LLC
Q-SYS Core Processor with 24 local audio I/O channels, 160x160 total network I/O channels with 8x8 Software-based Dante license included

1 QSC LLC
Q-SYS Software-based Dante 32x32 Channel License, Perpetual.



1 QSC LLC
1/2 RU 2 Channel ENERGY STAR amplifier / Stereo Operation 200 watts into 8? & 4?, Bridged operation 400 watts into 8? & 4?, and 350 watts into 70v and 100v / 100-240 VAC Operation.

12 QSC LLC
Q-SYS Reflect Enterprise Manager Professional Tier - One System Per Month



1 Visionary Solutions
AV-over-IP encoder, 4K60 4:4:4, ultra-low latency

Equipment:	\$13,057.75
Labor:	\$1,817.00
109 - EQUIPMENT RACK Total	\$14,874.75











Equipment:	\$79,398.15
Labor:	\$12,717.85

AV System Total	\$92,116.00
------------------------	--------------------

113 - FIRE CHIEF (OFFICE)

Unit Price

Price

	1	AVPro Edge 70M 10Gbps HDBaseT Extender RECEIVER
	1	Barco ClickShare C-10 Gen2 - US version with 1 Button
	1	Barco [NB] - One ClickShare Button GEN 4 US - to be used with C-5, C-10, CX-20, CX-30, CX-50
	1	Cables To Go USB-C Female to USB-A Male SuperSpeed USB 5Gbps Adapter Converter
	2	Cables To Go 6Ft/1.8M Ultra Flexible HDMI Cable 4K
	1	Chief CONCRETE FASTENER KIT
	1	Chief 1/4-20 TOGGLER Anchor Kit - 4 Anchors
	1	Chief THIN SWING ARM (LARGE)
	1	Philips 55" Prosumer 18/7 Display, UHD (3840x2160), 400 NIT
	1	Philips [NB] - 2.5MM TO DB9 RS232 CONTROL INTERFACE CABLE

Equipment:	\$2,966.00
Labor:	\$1,100.00
113 - FIRE CHIEF (OFFICE) Total	\$4,066.00

124 - EXERCISE

Unit Price

Price



2 **Cables To Go**
6Ft/1.8M Ultra Flexible HDMI Cable 4K



1 **Chief**
FUSION 8" ABOVE/BELOW SHELF XL DISPLAYS



1 **Chief**
Micro-Adjust Tilt Wall Mount Large



1 **Chief**
1/4-20 TOGGLER Anchor Kit - 4 Anchors



1 **Philips**
75" 16/7 LCD Display



1 **Sonos**
Premium smart soundbar - black

Equipment:	\$2,287.00
Labor:	\$465.75
124 - EXERCISE Total	\$2,752.75

135 - LOCKERS

Unit Price

Price



1 **AVPro Edge**
70M 10Gbps HDBaseT Extender RECEIVER



1 **Cables To Go**
6Ft/1.8M Ultra Flexible HDMI Cable 4K



100 **CCCPC**
23 gauge 4 pair Cat 6A cable Shielded overall foil, Black - Plenum



1 **Chief**
1/4-20 TOGGLER Anchor Kit - 4 Anchors



1 **Chief**
THIN SWING ARM (LARGE)



1 Philips
65" 500 nit 24/7

Equipment:	\$2,084.00
Labor:	\$598.00
135 - LOCKERS Total	\$2,682.00

142 - WATCH ROOM

Unit Price

Price



2 AVPro Edge
70M 10Gbps HDBaseT Extender RECEIVER



3 Cables To Go
6Ft/1.8M Ultra Flexible HDMI Cable 4K



400 CCCP
CAT. 6 Plenum



100 CCCP
23 gauge 4 pair Cat 6A cable Shielded overall foil, Black - Plenum



1 Chief
FUSION 8" ABOVE/BELOW SHELF L DISPLAYS



3 Chief
Micro-Adjust Tilt Wall Mount Large



3 Chief
1/4-20 TOGGLER Anchor Kit - 4 Anchors



2 Philips
55in Commercial 24/7 Display, UHD (3840x2160), 500cd/m2, Android SoC



1 Philips
55" Pro TV Display, UHD (3840x2160), 300 NIT



1 QSC LLC
Q-SYS 5" PoE Touch Screen Controller for In-Wall Mounting.
Color - Black only



1 QSC LLC
Table top mounting accessory for TSC-50-G3.

Equipment:	\$5,852.00
Labor:	\$2,225.25
142 - WATCH ROOM Total	\$8,077.25

144 - APPARATUS BAY

Unit Price

Price



1 AVPro Edge
70M 10Gbps HDBaseT Extender RECEIVER



1 Cables To Go
6Ft/1.8M Ultra Flexible HDMI Cable 4K



150 CCCP
23 gauge 4 pair Cat 6A cable Shielded overall foil, Black - Plenum



1 Chief
1/4-20 TOGGLER Anchor Kit - 4 Anchors



1 Chief
THIN SWING ARM (LARGE)



1 Philips
65" 500 nit 24/7

1 Protective Enclosures Company
The TV Shield Pro 65-70" Outdoor Weatherproof TV/Display Enclosure

Equipment:	\$4,424.00
Labor:	\$770.50
144 - APPARATUS BAY Total	\$5,194.50







KITCHEN

Unit Price






Price







1 AVPro Edge
70M 10Gbps HDBaseT Extender RECEIVER

-  **2** **Cables To Go**
6Ft/1.8M Ultra Flexible HDMI Cable 4K
-  **100** **CCCP**
23 gauge 4 pair Cat 6A cable Shielded overall foil, Black - Plenum
-  **1** **Chief**
FUSION 8" ABOVE/BELOW SHELF XL DISPLAYS
-  **1** **Chief**
1/4-20 TOGGLER Anchor Kit - 4 Anchors
-  **1** **Chief**
THIN SWING ARM (LARGE)
-  **1** **Philips**
75" 16/7 LCD Display

Equipment:	\$1,948.00
Labor:	\$667.00
KITCHEN Total	\$2,615.00

	DAY ROOM		Unit Price	Price
	2	Cables To Go 6Ft/1.8M Ultra Flexible HDMI Cable 4K		
	1	Cables To Go C2G 10ft (3m) C2G Performance Series Ultra Flexible High Speed HDMI Cable - 4K 60Hz In-Wall, CMG (FT4) Rated		
	1	Chief CONCRETE FASTENER KIT		
	1	Chief FUSION 8" ABOVE/BELOW SHELF XL DISPLAYS		
	1	Chief Micro-Adjust Tilt Wall Mount Large		









-  **1 Chief**
1/4-20 TOGGLER Anchor Kit - 4 Anchors
-  **1 Philips**
75" 16/7 LCD Display
-  **1 Sonos**
Premium smart soundbar - black
-  **1 Sony**
Blu-ray Player with Built-in Wi-Fi

Equipment:	\$2,456.00
Labor:	\$523.25
DAY ROOM Total	\$2,979.25

109 - EQUIPMENT RACK

Unit Price

Price

-  **2 AVPro Edge**
HDMI 1X2 18 Gbps Splitter W/HDR & EDID Mgmt Gen2
-  **1 AVPro Edge**
18Gbps 2x10 HDBaseT Distribution Amplifier
-  **2 Cables To Go**
1' HDMI cable, 4K/60
-  **4 Cables To Go**
6Ft/1.8M Ultra Flexible HDMI Cable 4K
-  **100 CCCP**
23 gauge 4 pair Cat 6A cable Shielded overall foil, Black - Plenum
-  **2 Middle Atlantic**
2SP CLAMPING RACKSHELF
-  **1 Middle Atlantic**
1SP UM SHELF, 11.5"D, KIT
-  **1 ToteVision**
15.6" LCD Rack-Mount Monitor



1 Tripp Lite
CAT6 Patch Cable, 7' Black

Equipment:	\$3,952.00
Labor:	\$707.25
109 - EQUIPMENT RACK Total	\$4,659.25

Equipment:	\$25,969.00
Labor:	\$7,057.00

SIGNAGE Total	\$33,026.00
----------------------	--------------------

124 - EXERCISE

Unit Price

Price



- 1 **AtlasIED**
PoE+ Indoor Wall Mount IP Speaker with LCD Display, LED Flashers, and Talkback Microphone



- 2 **CCCP**
One Piece RJ45 crimp connector for Cat6 cable



- 100 **CCCP**
CAT. 6 Plenum

Equipment:	\$1,536.00
Labor:	\$195.50
124 - EXERCISE Total	\$1,731.50

128 - LAUNDRY

Unit Price

Price



- 1 **AtlasIED**
Atlas 8'' 1' X 2' Drop Tile Ceiling Poe+ IP Loudspeaker Endpoint With Microphone And Flasher



- 2 **CCCP**
One Piece RJ45 crimp connector for Cat6 cable



- 200 **CCCP**
CAT. 6 Plenum

Equipment:	\$1,273.00
Labor:	\$310.50
128 - LAUNDRY Total	\$1,583.50

135 - LOCKERS

Unit Price

Price



- 2 **AtlasIED**
Atlas 8'' 1' X 2' Drop Tile Ceiling Poe+ IP Loudspeaker Endpoint With Microphone And Flasher



4 **CCCP**
One Piece RJ45 crimp connector for Cat6 cable



400 **CCCP**
CAT. 6 Plenum

Equipment:	\$2,546.00
Labor:	\$621.00
135 - LOCKERS Total	\$3,167.00

144 - APPARATUS BAY

Unit Price

Price



6 **AtlasIED**
Atlas PoE+ Indoor Wall Mount LED Flasher



14 **AtlasIED**
6.5" 2-Way All Weather Speaker with 32-Watt 70V/100V Transformer - Black - Priced each, must be purchased in pairs.



1 **AtlasIED**
Tariff Surcharge



3 **BOGEN**
Microphone Module for Ambient Noise Sensor System



12 **CCCP**
One Piece RJ45 crimp connector for Cat6 cable



900 **CCCP**
Mic/Line audio cable. 22AWG shielded twisted pair with ground wire.



1500 **CCCP**
CAT. 6 Plenum

Equipment:	\$13,432.80
Labor:	\$3,505.20
144 - APPARATUS BAY Total	\$16,938.00

KITCHEN		Unit Price	Price
---------	--	------------	-------



1 AtlasIED
Atlas 8'' 1' X 2' Drop Tile Ceiling Poe+ IP Loudspeaker Endpoint
With Microphone And Flasher



2 CCCP
One Piece RJ45 crimp connector for Cat6 cable



150 CCCP
CAT. 6 Plenum

Equipment:	\$1,232.00
Labor:	\$253.00
KITCHEN Total	\$1,485.00

DAY ROOM		Unit Price	Price
----------	--	------------	-------



1 AtlasIED
Atlas 8'' 1' X 2' Drop Tile Ceiling Poe+ IP Loudspeaker Endpoint
With Microphone And Flasher



2 CCCP
One Piece RJ45 crimp connector for Cat6 cable



300 CCCP
CAT. 6 Plenum

Equipment:	\$1,355.00
Labor:	\$425.50
DAY ROOM Total	\$1,780.50

DORMS		Unit Price	Price
-------	--	------------	-------



8 AtlasIED
Atlas 8'' 1' X 2' Drop Tile Ceiling Poe+ IP Loudspeaker Endpoint
With Microphone And Flasher



16 CCCP
One Piece RJ45 crimp connector for Cat6 cable



1600 **CCCP**
CAT. 6 Plenum

Equipment:	\$10,184.00
Labor:	\$2,484.00
DORMS Total	\$12,668.00

HALLWAYS

Unit Price

Price



8 **AtlasIED**
Atlas 8" 1' X 2' Drop Tile Ceiling Poe+ IP Loudspeaker Endpoint
With Microphone And Flasher



16 **CCCP**
One Piece RJ45 crimp connector for Cat6 cable



1300 **CCCP**
CAT. 6 Plenum

Equipment:	\$9,938.00
Labor:	\$2,139.00
HALLWAYS Total	\$12,077.00

109 - EQUIPMENT RACK

Unit Price

Price



6 **CCCP**
Mic/Line audio cable. 22AWG shielded twisted pair with ground
wire.



1 **Hosa**
6.56' Hosa Technology Dual RCA to Dual RCA male Audio Cable














50 **Intrado**
Intrado Revolution Rev-SLED-T0 50-200 Devices License



2 **Tripp Lite**
7-ft. Cat6 Gigabit Snagless Molded Patch Cable (RJ45 M/M) -
Orange

Equipment:	\$1,082.56
Labor:	\$5,087.25
109 - EQUIPMENT RACK Total	\$6,169.81

127 - IT RACK		Unit Price	Price
	2 Algo 2504 Output XLR-Mini Female to XLR Male Cable		
	1 Algo Input XLR-Mini Male to XLR Female Cable		
	3 Algo Algo PoE IP Paging Adapter & Scheduler		
	1 Barix Barionet M44 Universal, Programmable I/O Device Server		
	1 BOGEN Ambient Noise Sensor System for Paging Applications		
	2 CCCPC One Piece RJ45 crimp connector for Cat6 cable		
	150 CCCPC Mic/Line audio cable. 22AWG shielded twisted pair with ground wire.		
	150 CCCPC CAT. 6 Plenum		
	1 Hosa 6.56' Hosa Technology Dual RCA to Dual RCA male Audio Cable		
	1 LEA 4-channel amplifier with 350 watts per channel and DSP		
	1 Middle Atlantic 100PC 12-24 RACK SCREWS W		



1 Middle Atlantic
SHLF MT 8OUT 15A PWR STRP



2 Middle Atlantic
1SP VENTED UTILITY SHELF



1 Netgear
Netgear M4250-40G8XF-PoE+ AV Line Managed Switch - 40 Ports - Manageable - 3 Layer Supported - Modular - 89.20 W Power Consumption - 960 W PoE Budget - Optical Fiber, Twisted Pair - PoE Ports - 1U High - Rack-mountable, Table Top - Lifetime Limited Warranty



2 Neutrik
3 Pin Female XLR Connector



1 RDL
Unbalanced Input Transformer



1 Tripp Lite
7-ft. Cat6 Gigabit Snagless Molded Patch Cable (RJ45 M/M) - Orange

Equipment:	\$7,155.00
Labor:	\$958.25
127 - IT RACK Total	\$8,113.25

Village of Harrison	Unit Price	Price
---------------------	------------	-------



50 Intrado
Intrado Revolution Rev-SLED-T0 50-200 Devices License



1 Intrado
Intrado Revolution 250-950 Devices License

Equipment:	\$1,087.00
Labor:	\$195.00
Village of Harrison Total	\$1,282.00

Equipment:	\$50,821.36
Labor:	\$16,174.20
PAGING Total	\$66,995.56

Professional Services

Village of Harrison	Unit Price	Price
---------------------	------------	-------



1 **CCCP**
Ground Shipping and Handling Estimate



1 **CCCP**
Labor Support Block



1 **CCCP**
Miscellaneous installation hardware



1 **CCCP**
Scissor Lift Rental - 1 Week

Equipment:		\$13,516.00
Labor:		\$24,720.00
Village of Harrison Total		\$38,236.00

Equipment:		\$13,516.00
Labor:		\$24,720.00
Professional Services Total		\$38,236.00

Equipment Subtotal:

\$169,704.51

Labor Subtotal:

\$60,669.05

Project Subtotal:

\$230,373.56

PROJECT SUMMARY

Equipment:	\$169,704.51
Labor:	\$60,669.05

Grand Total: **\$230,373.56**

Payment Schedule

	Amount	Billing Date
Initial Deposit	\$115,186.78	
Equipment Delivery	\$92,149.42	
Final Acceptance	\$23,037.36	

Assumptions

The list of assumptions below was used to develop this Statement of Work and Quote. If any of these assumptions are not correct or if additional, unanticipated information was uncovered during the project, it may affect the SOW and Quote relative to the installation timeline and/or price. If so, a change order (discussed below) will be written and signed off by the customer before this additional work is performed.

1. The room(s) match(es) the drawings provided
2. Site preparation by the Customer and their contractors includes electrical and data placement per ACP CreativIT specification.
3. Site preparation will be verified by ACP CreativIT project manager or representative before scheduling of the installation. All work areas should be clean and dust free prior to the beginning of on-site integration of electronic equipment.
4. Customer communication of readiness will be considered accurate and executable by ACP CreativIT project manager.
5. In the event of any arrival to site that ACP CreativIT is not able to execute work and definable progress, the Customer will be charged a \$115/hr per installer Fee to offset the lost time due to the lack of readiness. The Fee will be presented as a Contract Change Order and will/may halt work until acceptance by the Customer and rescheduling of the integration effort is agreed upon.
6. Rescheduling and redeployment of ACP CreativIT technicians due to unacceptable site preparation may cause scheduling delays of up to 10 business days.
7. There is ready access to the building / facility and the room(s) for equipment and materials.
8. There is secure storage for equipment during a multiple-day integration.
9. If Customer furnished equipment and existing cabling is to be used, ACP CreativIT assumes that these items are in good working condition at this time and will integrate into the designed solution. Any repair, replacement and/or configuration of these items that may be necessary will be made at an additional cost.
10. All Network configurations including IP addresses are to be provided, operational and functional before ACP CreativIT integration begins. ACP CreativIT will not be responsible for testing the LAN connections.
11. Cable or Satellite drops must be in place with converter boxes operational before the completion of integration. Any delay resulting in extra work caused by late arrival of these items will result in a change order for time and materials.
12. Document review / feedback on drawings / correspondence will be completed by the Customer within two business days (unless otherwise noted)
13. The documented Change Control process will be used to the maximum extent possible – the Customer will have an assigned person with the authority to communicate/approve project Field Directed Change Orders and Contract Change Orders
14. In developing a comprehensive proposal for equipment and integration services ACP CreativIT's Account Managers and Engineering teams must make some assumptions regarding the physical construction of your facility, the availability of technical infrastructure and site conditions for installation. If any of the conditions we have indicated in the site survey form are incorrect or have changed for your particular project or project site, please let your Sales representative know as soon as possible. Conditions of the site found during integration effort which are different from those documented may have an effect on the price of the system solution, integration or services. To ensure that you have an accurate proposal based on your facility and specific to the conditions of your project, please review all project documentation carefully.

Customer Responsibilities

Customer, at its expense, shall:

- A. Provide employees or agents of ACP CreativIT LLC:
 - reasonable access to the premises and facilities
 - suitable and easily accessible floor space that's close to the project area
 - necessary power and grounding
 - an environment that prevents equipment from over-heating and/or exposure to moisture
 - floor plans
 - any other information as needed
- B. Communicate all project related issues with ACP CreativIT LLC in a timely basis such that the project timeline is not imperiled.
- C. Provide all required licensing and software needed to ensure the timely backup of data as well as protection from viruses and other

risks at all levels of the network.

- D. Confirm all drop ship items have arrived.
- E. Do not write on original packaging or boxes. Save all boxes and packing material as they are required for returns/rebates and repairs.
- F. Cover the cost of lift rentals, if necessary to access and/or install all equipment included in this project.
- G. Upon request and prior to scheduling, provide photographic confirmation of the completed customer responsibilities.
- H. Upon project completion, review and verify the system implemented by ACP CreativIT LLC.

Work Schedule/Billing Rate

Rates - Regular billing hours are 7:30am – 5:30pm Monday through Friday. Any work performed outside that range is billed at the after-hours rate. Refer to the Billing Rate Schedule below.

ACP CreativIT LLC will work with the customers schedule when after-hours work is required. ACP CreativIT LLC will confirm the installation timeframe with the customer .

<u>Time</u>	<u>Rate per Hour</u>
7:30am – 5:30pm (M-F)	Published Rate
5:30pm – 7:30am (M-F)	1.5x Published Rate
Saturdays (7:30am-5:30pm)	1.5x Published Rate
Saturdays (5:30pm-12:00am Sunday)	2x Published Rate
Sundays (until 7:30am Monday)	2x Published Rate
Holidays	3x Published Rate

Travel – For any customer within 60 miles of its corporate offices ACP CreativIT LLC charges for service from the time we leave our corporate office until the time our work is complete (i.e., we charge travel to the customer’s location, but not from). In addition, for all service calls greater than 60 miles from our offices, ACP CreativIT LLC reserves the right to charge an additional fee for zone travel charges. In addition, gas prices may at times, require us to include a small surcharge on dispatched trips from our technical team. Your account rep can explain how these charges may apply to you.

Labor – Labor for this project is to be billed as follows:

- Time and Materials billed off Sales Order**
- Time and Materials billed off Block**
- Project Based** (*flat fee no matter how long it takes – excluding costs associated with change orders*)

Billing Rate – The billing rate for this project is based on current published rates:

Installation:	\$115/hr
Programming:	\$175/hr
Project Management:	\$150/hr
Design/Engineering:	\$175/hr
Network Engineer:	\$190 to \$285/hr (certification dependent)

Equipment Billing: All equipment associated with this project will be invoiced upon delivery or shipment.

Labor Billing: Labor will be billed progressively on a monthly basis, reflecting the estimated percentage of work completed during each billing period, until the project is complete.

Down Payment Application: If a down payment has been made, invoice balances will be deducted from the down payment amount until it is fully applied. Subsequent invoices will be due according to the standard payment terms outlined in this agreement.

Special Notes on Billing:

All current and future pricing is subject to change in response to tariffs. Please be assured our price will only change if our cost increases

due to the tariffs. Any change in price will be clearly communicated prior to the order being placed with our distributors. We appreciate your patience and understanding as this situation plays out.

Terms

Consulting

% to be Pre-Paid:

% to be Paid n/30:

% Special Terms:

Product

% to be Pre-Paid:

% to be Paid n/30:

% Special Terms:

Labor

% to be Pre-Paid (from b

% to be Paid n/30:

% Special Terms:

Change Management

ACP CreativIT LLC will review change requests to this Statement of Work by you. As part of this review, ACP CreativIT LLC will prepare a Change Order (available upon request) that documents the request and, if applicable, any impact on the project schedule and pricing. ACP CreativIT LLC will incorporate the change into the project schedule and scope of work upon receipt of your signed Change Order. Changes requested can affect the implementation schedule and services quoted. The following personnel at your company are authorized to make change orders:

Name

Title

Name

Title

Planned Down Time

ACP CreativIT LLC will provide prior notice of any necessary system outages during the implementation. In case of unforeseen issues during the installation and cutover, ACP CreativIT LLC will make every effort to minimize any interruption.

Testing

ACP CreativIT LLC will verify that the system and features meet the customer's expectations, as laid out in this document. This includes ensuring that the present functionality of the system is still available unless directed otherwise.

First day of Service

On the first day of service, ACP CreativIT LLC will be available for the customer to discuss questions or issues they may have. We will document all issues and work quickly to resolve them.

Return Policies

We strive to provide our customers with the highest level of service possible. From first visit to order delivery and installation, we want you to be completely satisfied with your experience.

Unless specified, the manufacturer's product warranty does not cover the labor to fix defective product(s).

Unless specified otherwise, all products are covered by the manufacturer's warranty. Please identify any concerns that you have within 30 days of the invoice date. Any issues after the first 30 days will be subject to the restrictions and limitations imposed by our vendors.

All cancelled orders/returns are subject to a 15% restocking fee. Opened software is not returnable. Special order/non-stock items may not be returnable or may be subject to a higher restock fee. Vendor approval will be required prior to the return of opened hardware.

Defective hardware may be returned for exchange only. Support blocks are non-refundable. Refund checks will be mailed.

A RETURN AUTHORIZATION ("R.A.") REQUEST must be placed by filling out our online Return Authorization Request and is required for ALL returns. (Go to www.cccp.com and click on the Return Authorization Request Form link under Policies & Terms.) You will get a response within 48 hours of your request. Merchandise must be returned within 7 days of the issuance of the R.A.

Please do not write on original packaging or boxes. In addition, save all boxes and packing material as they are required for returns/rebates and repairs.

ACP CreativIT LLC inspects all returns and reserves the right to return merchandise that does not meet manufacturers return authorization criteria.

If you have additional questions, please email returns@cccp.com.

Programming

Programming performed by ACP CreativIT LLC is subject to a limited warranty. ACP CreativIT LLC warrants that the physical medium on which this programming is located is free from defects and that the products impacted by this programming will perform as outlined in this SOW. This limited warranty is good for 60 days from the date of invoice. See Programming Addendum to the SOW if applicable.

Supply Chain

Many of the industries we serve are experiencing considerably longer-than-normal lead times due to COVID-19 related shortages in raw material, production material, semiconductor and microchips, as well as other supply chain issues. As a result of these issues, equipment, material lead times and prices of products we use in the design of projects and customer proposals are subject to change, and may unexpectedly be discontinued without notice. ACP CreativIT/Camera Corner Connecting Point is not responsible for any hardship to our customers caused by these issues, though we will work diligently with the customer and our vendor partners to resolve these issues as quickly and as cost effectively as possible.

Disclaimers and Limitations of Liability

ACP CreativIT LLC WILL NOT UNDER ANY CIRCUMSTANCES BE LIABLE FOR ANY INCIDENTAL OR CONSEQUENTIAL DAMAGES INCLUDING, BUT NOT LIMITED TO, PROPERTY DAMAGE, LOST TIME, LOSS OF USE OF ANY EQUIPMENT OR ANY OTHER DAMAGES RESULTING FROM THE BREAKDOWN OR FAILURE OF ANY EQUIPMENT OR FROM DELAYS IN SERVICING OR THE INABILITY TO RENDER SERVICE ON ANY EQUIPMENT. ACP CreativIT LLC LIABILITY FOR DAMAGES RESULTING FROM ANY CAUSE WHATSOEVER, INCLUDING, BUT NOT LIMITED TO, ACP CreativIT LLC NEGLIGENCE OR INSTALLATION OF DEFECTIVE PARTS OR COMPONENTS, WHETHER OR NOT SUCH DEFECT WAS KNOWN OR DISCOVERABLE, SHALL NOT EXCEED THE ACTUAL PRICE PAID TO ACP CreativIT LLC BY CLIENT FOR THE EQUIPMENT OR PARTS, WHICHEVER IS LESS.

Contact for Service

When you need to place a service call to ACP CreativIT LLC, please call us at (920) 438-0333. We will take your name, a brief description of the trouble, and a call back number. We will then contact one of our qualified associates to follow up on your request.

Statement of Confidentiality

This Statement of Work and proposal is the proprietary and confidential property of ACP CreativIT LLC. By accepting possession of this document, the company named in this document agrees to keep the contents in confidence and not to use, duplicate, or disclose for any purpose other than the purpose of evaluating ACP CreativIT LLC ability to provide the services herein, unless otherwise agreed to in writing by ACP CreativIT. On request by ACP CreativIT, the company named in this document agrees to return the copies of the Statement

of Work to ACP CreativIT, together with the other materials supplied by ACP CreativIT.

Non-Solicitation of Personnel

Client agrees not to solicit, directly or indirectly (through individuals, subsidiaries, holding companies, partnerships, subcontractors, employment agencies or any other financially related firms), nor to tender an offer for employment nor place on their payrolls any present ACP CreativIT LLC employee who becomes known to Client in connection with the proper performance of this Agreement during the term of this Agreement and for a period of one (1) year after its termination. In the event Client hires or contracts with a ACP CreativIT LLC employee in violation of the terms of this paragraph, the Client agrees to pay ACP CreativIT LLC as liquidated damages, and not as a penalty, an amount equal to one half of the employee's annual compensation, including but not limited to wages, bonuses and fringe benefits.

Post Installation Review

ACP CreativIT LLC wants to get your feedback to understand how we could serve you better, and improve our relationship with you. We may also ask for referrals or testimonials. Please feel free to contact us with any questions you may have.

Approval for Acceptance and Authorization of Project Completion

ACP CreativIT LLC will work with you to resolve any problems and answer any questions you have regarding the system implementation. Your signature of acceptance will be asked for upon completion of the project.

Approval for Contact Information/Logo Placement

ACP CreativIT LLC will place our logo and contact information on a 1U blank rack panel to provide you convenient contact information.

Approval for Pictures of Completed Project

ACP CreativIT LLC may take pictures of the equipment upon completion of the project. They will be primarily used to document the installation work and reference in the future if design changes or troubleshooting is required. Your signature of acceptance will be asked for upon completion of the project.

Other Approvals

Throughout this project, ACP CreativIT LLC may provide the customer with other documents requiring approval before we begin a particular phase of the project. Such documents are addendums of this document and are subject to all of the same guidelines stated in this document. A non-exhaustive list of examples would include a Programming Addendum to the SOW and a Custom Plate Addendum to the SOW.

Subcontractors

ACP CreativIT LLC may use subcontractors to assist on this project. All work by subcontractors will be directed and/or supervised by ACP CreativIT LLC staff. Tasks that subcontractors may be utilized for include the following:

- Low voltage cabling – including Cat. 6 cabling
- Conduit and raceway work as required
- Physical installation of devices and equipment

Remote Access

Unless specifically directed otherwise, ACP CreativIT LLC will install TeamViewer software on the any provided servers and create a ACP CreativIT LLC account on the system. This access will be used to facilitate service and repair issues as well as programming changes as directed by the owner.

Acceptance and Authorization of SOW

IN WITNESS WHEREOF, the parties hereto each acting with proper authority Accept this Statement of work

Project Name: New Fire Department AV

Chad Pelishek

Customer Printed Full Name

Jason Hussong

ACP CreativIT LLC Acct Rep Full Name

Bradley Behling

ACP CreativIT LLC Engineer Full Name

Assistant Village Manager

Title

Account Manager

Title

Designer

Title

Signature

Signature

Signature

Date

Date

Date

An authorized signature on this document acknowledges that the customer has read our Return Policy located on the Company Info page of the ACP CreativIT LLC website www.cccp.com.

After all parties have signed, please provide original to customer and a copy to ACP CreativIT LLC.

Acceptance and Authorization of Project Completion

IN WITNESS WHEREOF, the parties hereto each acting with proper authority Accept this Statement of work

Project Name: New Fire Department AV

Chad Pelishek

Customer Printed Full Name

Jason Hussong

ACP CreativIT LLC Acct Rep Full Name

Bradley Behling

ACP CreativIT LLC Engineer Full Name

Assistant Village Manager

Title

Account Manager

Title

Designer

Title

Signature

Signature

Signature

Date

Date

Date

Can we use you as a reference or testimonial for the work just completed? Yes _____ No _____

If no, may we ask why?

After all parties have signed, please provide original to customer and a copy to ACP CreativIT LLC.