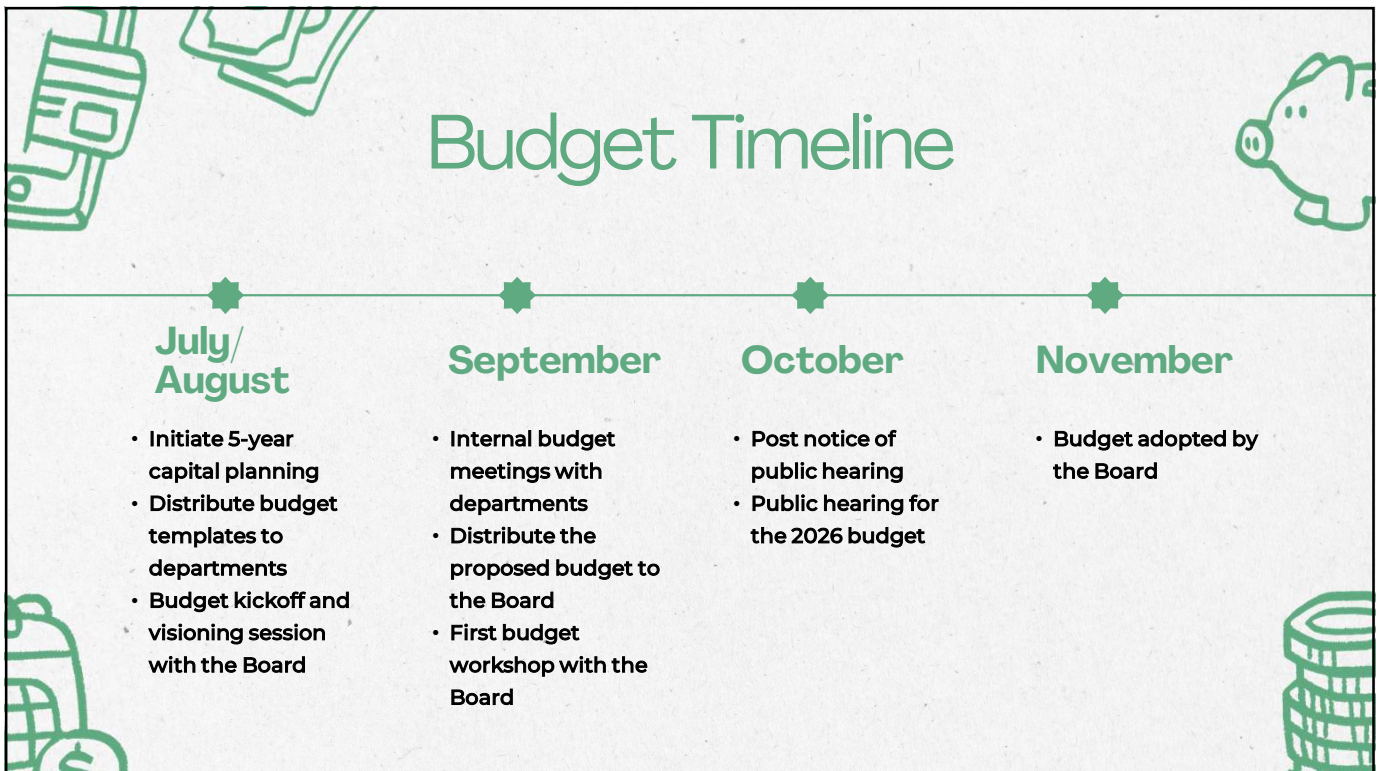




1



2

2026 Proposed Budget Highlights

- Net New Construction - 3.447%
- Village-wide Market Update in 2025
- 2026 Salary Study completed by PAA
- Property Tax Levy: The 2026 budget increases the total tax levy by \$115,000 (net new construction)
- Use of over \$3.6 million of fund balance in 2026
- Reviewed all funding source options such as park impact fees, stormwater fees, etc.
- Continued improvement of 5-year capital planning



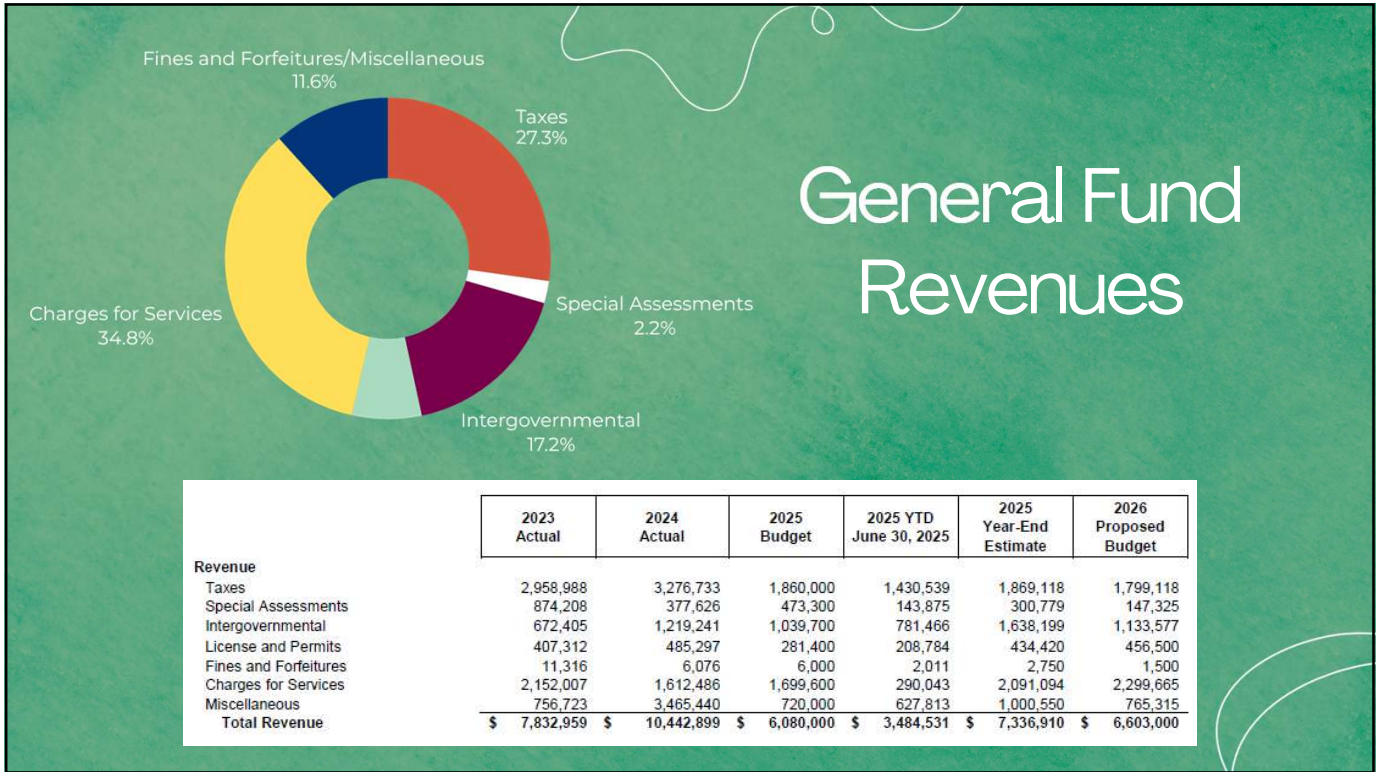
3

General Fund Revenues

Highlights:

- Increase in State transportation aid
- Reviewed all revenue lines and made them more in line with trends and actuals
- Interest Income remains consistent, and is typically slightly underbudgeted to not utilize that line to balance a budget
- 2% Fire Dues moved to a separate special fund
- S/W Agreement with Lexington Homes ended in 2025, so no corresponding revenues and expenses

4



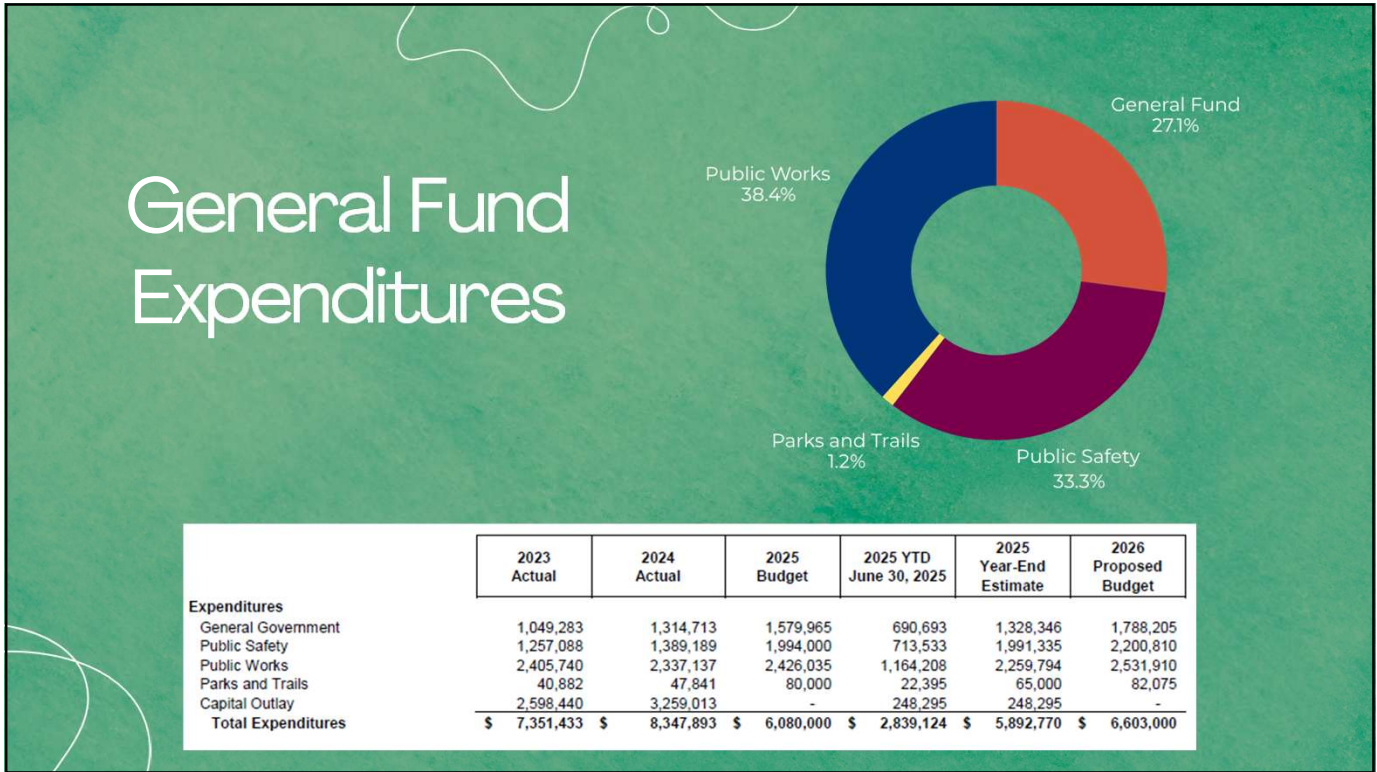
5

General Fund Expenditures

Highlights:

- Increased wages due to PAA salary study and cost-of-living increase on January 1
- Increase in the health insurance benefit
- Contingency reduced from \$100,000 to \$75,000
- General Administration contractual services increased due to new software subscriptions
- Public Works Road Maintenance includes funding for seal and crack coating on Horn Road, Kuepper Road, Ertl Road, and Lakeshore Drive
- Decreased costs for the building inspection contract

6



7

2026 Capital Improvements

Roads

- Clover Ridge
- Old Highway Road (Firelane 8 to Hwy 114)
- Homestead Lane - (TID 5)
- Eisenhower Drive (Manitowoc to Midway) - (TID 3)
- Unison Way (STH 55 Southeast) - (TID 2)

Public Works/Parks

- Farris Zero Turn Lawnmower
- Bobcat Toolcat
- Pay Loader, Plow, and Wing Replacement
- Farmers Field Concession Stand Building and Swing Set
- Old Highway Road Trail Design
- HAA Playground Upgrades

Buildings/Administration

- Computer Upgrades
- ERP System

Police/Fire

- Squad
- Fire Engine
- Turnout Gear
- Fire Station 70 Construction
- Fire Truck Escrow

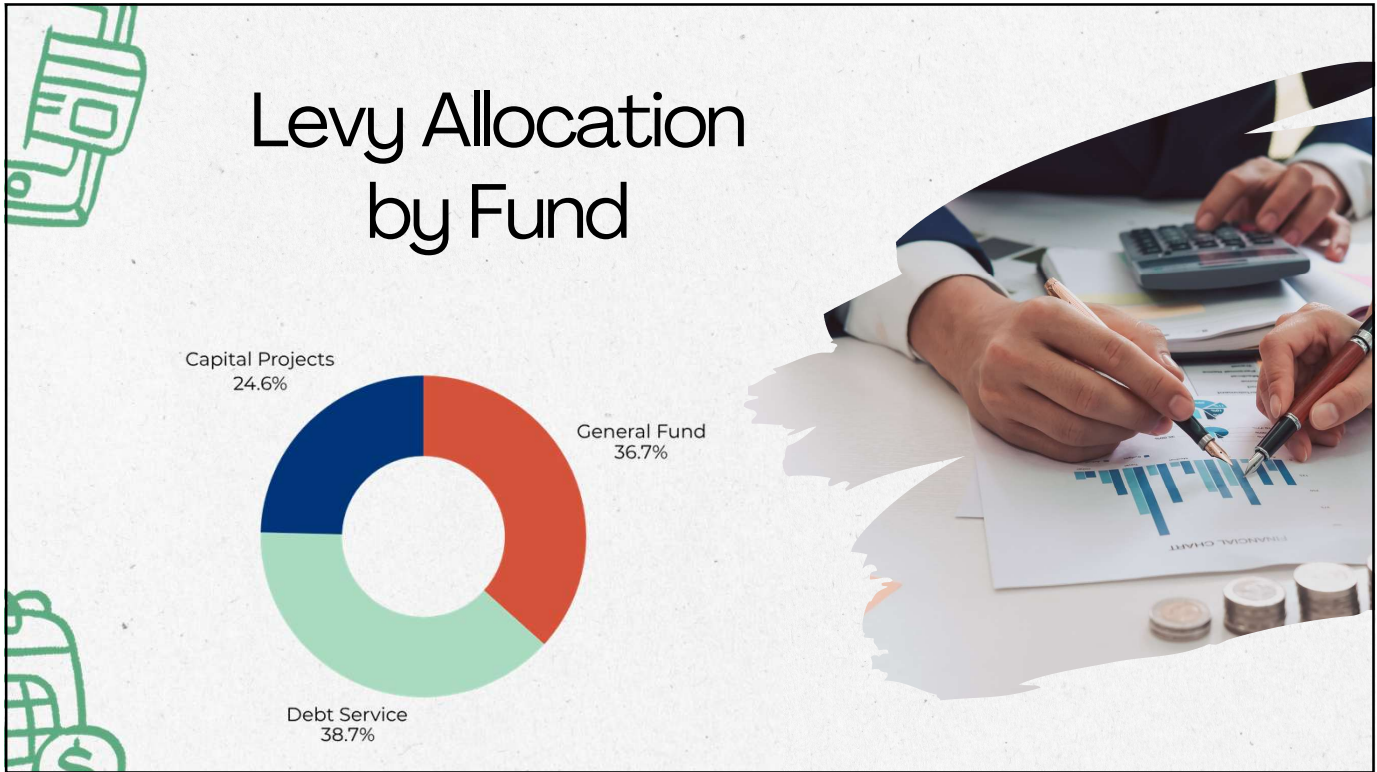
Stormwater

- Pond Dredging
- Trails Around Ponds

Harrison Utilities

- Meter Purchases
- Saddle Replacements
- Fire Hydrant Extensions
- Service Extension North of Woodland
- Lift Station 3 Forcmain Replacement
- Lift Station 6 Upgrade Dialer

8



9

General Fund - Fund Balance

- Fund Balance Policy - minimum 30% of next year's expenditures
 - 2026 Expenditures: \$6,603,000
 - Minimum Targeted Fund Balance: \$1,980,900
- In 2026 \$3,657,500 of fund balance will be spent on the following:
 - Fire Station - helped lower the borrowing
 - New ERP System
 - Lawn Mower
 - Computer Upgrades
- Moving forward - look at future year one-time expenditures and use fund balance to pay

Year	Fund Balance (Approximate)
2022	\$7,200,000
2023	\$9,200,000
2024	\$11,200,000
Proposed 2025	\$12,800,000
Proposed 2026	\$9,000,000

10

2026 Proposed Budget - All Other Funds

2026 PROPOSED SUMMARY OF ALL OTHER FUNDS				
	2025 Projected YE	2026 Proposed	2026 Proposed	2026 Projected YE
	Fund Balance	Revenues	Expenses	Fund Balance
Special Revenue Funds				
Park Impact Fees	496,416	150,000	530,000	116,416
Law Enforcement Impact	116,459	10,000	-	126,459
Transportation Impact	190,000	160,000	-	350,000
Fire Impact Fee	974,872	80,000	1,050,000	4,872
2% Fire Dues	384,000	115,000	22,500	476,500
Stormwater	766,052	500,000	552,500	713,552
Total Special Revenue Funds	\$ 2,927,799	\$ 1,015,000	\$ 2,155,000	\$ 1,787,799
Debt Service Fund	\$ 36	\$ 1,825,000	\$ 1,822,252	\$ 2,784
Capital Projects Funds				
General Capital Projects	3,682,109	5,867,500	9,562,500	(12,891)
TID #1	1,253,363	1,158,307	476,725	1,934,945
TID #2	851,356	540,500	1,223,642	168,214
TID #3	16,154	135,000	695,650	(544,496)
TID #4	342,834	1,250,000	1,000,650	592,184
TID #5	(883,255)	250,000	612,253	(1,245,508)
TID #6	(258,453)	5,250	721,650	(974,853)
Total Capital Projects	\$ 5,004,108	\$ 9,206,557	\$ 14,293,070	\$ (82,405)
Enterprise Funds (Net Position)				
Water Utility	13,194,585	1,692,810	1,797,966	13,089,429
Sewer Utility	18,274,506	1,526,930	1,349,765	18,451,671
Total Enterprise Funds	\$ 31,469,091	\$ 3,219,740	\$ 3,147,731	\$ 31,541,100

11

2026 Proposed Tax Rate

- **2024**
 - Assessed Value: \$210,400
 - Harrison Tax Rate: \$3.569/ \$1,000 value
 - Harrison's Property Tax: \$750.94
- **2025**
 - Assessed Value: \$322,900
 - Percent Increase from 2024: 53.47%
 - Proposed Harrison Tax Rate: \$2.313/\$1,000 value
 - Proposed Harrison's Property Tax: \$746.87



Operating Levy/Assessed Value (less TIDs) = Mill Rate/\$1,000 assessed value

12

A graphic featuring a torn piece of a calendar on a green background. A red pushpin is pinned to the date 11. The calendar shows dates from 4 to 27, with some holidays like 'Martin Luther King Jr. Day' and 'Fall Harvest' visible.

Next Steps....

Budget Adoption on Tuesday,
November 11, 2025, at 6:00 p.m.

13

A green background with various white line-art icons related to finance, including dollar signs, coins, and stacks of money.

Questions?

14