

HAMBURG TOWNSHIP FINANCE CONTROL BOOK



PERIOD ENDING June 30, 2024

Table of Contents

Tab 1

Summary
Revenue and Expenditure Report
Cash Summary by Account

Tab 2

Summary
Cash Flow Analysis
Debt Payment Schedule

Tab 3

Summary
Ten Year Tax Collection Comparison
Property Tax Roll Ten Year Graph Tax
Roll Distribution Chart

Tab 4

Summary
Monthly Bank and Investment Report
Approved Financial Institution List

Tab 5

Summary
5 Year Forecast and Capital Reserve

TAB 1

BUDGET AND FINANCIAL STATUS SUMMARY:

Fiscal Year 2023/2024

The Budget v. Actual report reflects transactions through June 2024 and includes General, Roads, Fire, Police, Parks and Sewer Funds. All departments and funds are at or under budget as of June 30, 2024, considering the timing issues related to the Township's revenues and expenditures.

Timing of Revenues: Township tax collections for general fund, police fund and fire fund start on December 1, 2023 and run through February 29, 2024. **Revenues are posted to the general ledger in December when they are billed.** State shared revenue payments are bi-monthly and start on October 31, 2023. The last revenue sharing payment for FY 23/24 will be paid on October 31, 2024.

This tab also includes a Cash Summary by Account report which states the balance in each general ledger cash account as of June 30, 2024.

User: Michelled

DB: Hamburg

PERIOD ENDING 06/30/2024

*NOTE: Available Balance / Pct Budget Used does not reflect amounts encumbered.

GL NUMBER	DESCRIPTION	2023-24 AMENDED BUDGET	YTD BALANCE 06/30/2024	ACTIVITY FOR MONTH 06/30/2024	AVAILABLE BALANCE	% BDGT USED
Fund 101 - General Fund						
Revenues						
Dept 000.000						
101-000.000-402.000	CURRENT PROPERTY TAX	1,048,888.00	1,048,886.59	0.00	1.41	100.00
101-000.000-412.000	DELINQUENT PP TAX	2,500.00	5,656.26	112.98	(3,156.26)	226.25
101-000.000-415.000	CHARGE BACKS/MTT/BOARD OF REVIEW	2,000.00	(487.53)	(29.98)	2,487.53	(24.38)
101-000.000-434.000	TRAILER PARK TAX FEES	2,200.00	2,005.50	169.50	194.50	91.16
101-000.000-447.000	PROPERTY TAX ADMIN FEE	393,480.00	396,396.13	2,916.42	(2,916.13)	100.74
101-000.000-448.000	SET COLLECTION FEE	27,000.00	26,164.00	0.00	836.00	96.90
101-000.000-477.000	FRANCHISE FEE - CABLE	307,000.00	303,945.29	70,127.33	3,054.71	99.00
101-000.000-478.000	SPECIAL USE PERMITS	750.00	0.00	0.00	750.00	0.00
101-000.000-479.000	LAND USE PERMITS	36,600.00	38,245.00	2,885.00	(1,645.00)	104.49
101-000.000-485.000	DOG LICENSES	300.00	262.50	28.50	37.50	87.50
101-000.000-528.000	OTHER FEDERAL GRANTS	1,310,300.00	1,310,364.11	0.00	(64.11)	100.00
101-000.000-540.000	STATE GRANTS	12,000.00	12,000.00	0.00	0.00	100.00
101-000.000-574.000	STATE SHARED REVENUES	2,421,991.00	2,416,601.00	776,851.00	5,390.00	99.78
101-000.000-577.000	STATE ROW MAINTENANCE FEE-CABLE	28,300.00	28,306.04	16,446.18	(6.04)	100.02
101-000.000-606.000	FOIA REQUESTS	500.00	158.69	94.23	341.31	31.74
101-000.000-607.000	NON-TAX ADMIN FEE	5,000.00	3,050.00	0.00	1,950.00	61.00
101-000.000-636.000	COPIES/MAPS	50.00	87.00	5.00	(37.00)	174.00
101-000.000-643.000	SALE OF CEMETERY LOTS	23,000.00	24,074.00	1,000.00	(1,074.00)	104.67
101-000.000-643.001	CEMETERY SERVICES OPEN/CLOSE/INTERMENT	13,000.00	13,918.16	1,000.00	(918.16)	107.06
101-000.000-645.000	MAUS SALES REVENUE	1,500.00	587.00	0.00	913.00	39.13
101-000.000-659.000	RETURNED CHECK FEE	100.00	120.00	0.00	(20.00)	120.00
101-000.000-664.000	INTEREST REVENUE	185,000.00	352,125.46	75,481.79	(167,125.46)	190.34
101-000.000-667.000	RENTAL INCOME	4,200.00	2,800.00	0.00	1,400.00	66.67
101-000.000-671.000	OTHER REVENUE - CONTRACT SERVICE	15,000.00	19,500.00	1,500.00	(4,500.00)	130.00
101-000.000-674.000	CONTRIBUTIONS/DONATIONS/GRANTS	0.00	650.00	650.00	(650.00)	100.00
101-000.000-676.000	REIMBURSEMENTS & COST RECOVERY	66,000.00	65,473.11	0.00	526.89	99.20
101-000.000-677.000	SUNDRY	50.00	935.00	0.00	(885.00)	1,870.00
101-000.000-685.003	OPIOID SETTLEMENT	26,900.00	27,031.02	22,127.21	(131.02)	100.49
101-000.000-699.590	FROM SEWER ENTERPRISE	115,000.00	115,000.08	9,583.34	(0.08)	100.00
101-000.000-699.999	APPROPRIATION FROM SURPLUS	(51,760.00)	0.00	0.00	(51,760.00)	0.00
Total Dept 000.000		5,996,849.00	6,213,854.41	980,948.50	(217,005.41)	103.62
Dept 702.000 - PLANNING AND ZONING						
101-702.000-613.000	LAND DIVISION/COMBINATION FEES	800.00	800.00	0.00	0.00	100.00
101-702.000-615.000	REZONING FEES	1,000.00	1,000.00	0.00	0.00	100.00
101-702.000-617.000	SITE PLAN FEES	6,000.00	4,266.37	(477.00)	1,733.63	71.11
101-702.000-618.000	ZONING BOARD OF APPEALS APPLIC	4,500.00	3,800.00	0.00	700.00	84.44
Total Dept 702.000 - PLANNING AND ZONING		12,300.00	9,866.37	(477.00)	2,433.63	80.21
TOTAL REVENUES		6,009,149.00	6,223,720.78	980,471.50	(214,571.78)	103.57
Expenditures						
Dept 101.000 - Township Board						
101-101.000-703.100	TRUSTEES SALARIES	31,780.00	30,266.88	2,522.24	1,513.12	95.24
101-101.000-704.100	PER DIEM	5,840.00	6,175.00	975.00	(335.00)	105.74
101-101.000-709.000	TOWNSHIP FICA	3,107.00	2,787.80	267.57	319.20	89.73
101-101.000-716.000	DEFINED CONTRIBUTION	4,062.00	3,974.38	363.74	87.62	97.84
101-101.000-801.500	ECONOMIC DEVELOPMENT CONSULTANT	20,300.00	20,632.88	(10,330.48)	(332.88)	101.64

User: Michelled

PERIOD ENDING 06/30/2024

DB: Hamburg

*NOTE: Available Balance / Pct Budget Used does not reflect amounts encumbered.

GL NUMBER	DESCRIPTION	2023-24 AMENDED BUDGET	YTD BALANCE 06/30/2024	ACTIVITY FOR MONTH 06/30/2024	AVAILABLE BALANCE	% BDGT USED
Fund 101 - General Fund						
Expenditures						
101-101.000-826.000	LEGAL FEES	18,000.00	12,851.79	1,923.00	5,148.21	71.40
101-101.000-900.000	LEGAL NOTICES/ADVERTISING	6,500.00	6,578.42	1,545.42	(78.42)	101.21
101-101.000-910.000	PROFESSIONAL DEVELOPMENT	250.00	0.00	0.00	250.00	0.00
101-101.000-946.000	ENGINEERING/PROFESSIONAL SERV	31,500.00	25,085.49	(3,752.33)	6,414.51	79.64
101-101.000-955.000	SUNDRY	6,500.00	(696.16)	0.00	7,196.16	(10.71)
101-101.000-958.000	DUES/SUBSCRIP/RECERTIFICATION	18,500.00	25,243.40	(2,010.35)	(6,743.40)	136.45
101-101.000-980.000	CAPITAL EQUIPMENT/CAPITAL IMP	1,310,300.00	1,310,364.11	0.00	(64.11)	100.00
Total Dept 101.000 - Township Board		1,456,639.00	1,443,263.99	(8,496.19)	13,375.01	99.08
Dept 171.000 - Township Supervisor						
101-171.000-702.000	FULL-TIME EMPLOYEE SALARIES	10,300.00	10,285.01	1,191.19	14.99	99.85
101-171.000-703.200	ELECTED OFFICIALS SALARIES	84,475.00	80,452.84	9,283.02	4,022.16	95.24
101-171.000-709.000	TOWNSHIP FICA	7,300.00	6,983.21	804.79	316.79	95.66
101-171.000-716.000	DEFINED CONTRIBUTION	12,400.00	11,843.51	1,361.64	556.49	95.51
101-171.000-718.000	HEALTH/DENTAL/VISION INSURANCE	21,800.00	20,375.64	0.00	1,424.36	93.47
101-171.000-725.100	LONG/SHORT TERM DISABILITY	600.00	555.47	0.00	44.53	92.58
101-171.000-725.200	LIFE INSURANCE	100.00	77.89	0.00	22.11	77.89
101-171.000-853.000	PHONE/COMM/INTERNET	600.00	600.00	50.00	0.00	100.00
101-171.000-861.000	MILEAGE	500.00	894.08	243.88	(394.08)	178.82
Total Dept 171.000 - Township Supervisor		138,075.00	132,067.65	12,934.52	6,007.35	95.65
Dept 201.000 - ACCOUNTING						
101-201.000-702.000	FULL-TIME EMPLOYEE SALARIES	205,500.00	182,422.26	17,863.60	23,077.74	88.77
101-201.000-709.000	TOWNSHIP FICA	15,700.00	14,001.11	1,370.40	1,698.89	89.18
101-201.000-716.000	DEFINED CONTRIBUTION	27,000.00	23,702.62	2,309.88	3,297.38	87.79
101-201.000-718.000	HEALTH/DENTAL/VISION INSURANCE	68,600.00	59,891.35	0.00	8,708.65	87.31
101-201.000-725.100	LONG/SHORT TERM DISABILITY	1,400.00	1,029.61	0.00	370.39	73.54
101-201.000-725.200	LIFE INSURANCE	350.00	182.75	0.00	167.25	52.21
101-201.000-853.000	PHONE/COMM/INTERNET	600.00	600.00	50.00	0.00	100.00
101-201.000-861.000	MILEAGE	1,500.00	293.44	0.00	1,206.56	19.56
101-201.000-910.000	PROFESSIONAL DEVELOPMENT	8,500.00	4,264.43	0.00	4,235.57	50.17
101-201.000-914.000	TUITION REIMBURSEMENT	6,000.00	0.00	0.00	6,000.00	0.00
101-201.000-955.000	SUNDRY	250.00	1,551.20	1,102.32	(1,301.20)	620.48
101-201.000-958.000	DUES/SUBSCRIP/RECERTIFICATION	2,000.00	521.74	(151.71)	1,478.26	26.09
Total Dept 201.000 - ACCOUNTING		337,400.00	288,460.51	22,544.49	48,939.49	85.50
Dept 215.000 - CLERK'S OFFICE						
101-215.000-702.000	FULL-TIME EMPLOYEE SALARIES	81,000.00	81,416.02	9,135.04	(416.02)	100.51
101-215.000-703.200	ELECTED OFFICIALS SALARIES	84,475.00	80,452.84	9,283.02	4,022.16	95.24
101-215.000-709.000	TOWNSHIP FICA	13,250.00	13,172.22	1,450.65	77.78	99.41
101-215.000-712.000	PAY IN LIEU OF MEDICAL INS	0.00	375.00	375.00	(375.00)	100.00
101-215.000-713.000	OVERTIME	9,500.00	9,351.48	117.47	148.52	98.44
101-215.000-716.000	DEFINED CONTRIBUTION	22,300.00	22,382.89	2,472.67	(82.89)	100.37
101-215.000-718.000	HEALTH/DENTAL/VISION INSURANCE	47,200.00	43,024.21	0.00	4,175.79	91.15
101-215.000-725.100	LONG/SHORT TERM DISABILITY	1,100.00	977.09	0.00	122.91	88.83
101-215.000-725.200	LIFE INSURANCE	200.00	147.56	0.00	52.44	73.78
101-215.000-853.000	PHONE/COMM/INTERNET	1,020.00	1,020.00	85.00	0.00	100.00
101-215.000-861.000	MILEAGE	1,200.00	602.63	91.79	597.37	50.22

User: Michelled

PERIOD ENDING 06/30/2024

DB: Hamburg

*NOTE: Available Balance / Pct Budget Used does not reflect amounts encumbered.

GL NUMBER	DESCRIPTION	2023-24 AMENDED BUDGET	YTD BALANCE 06/30/2024	ACTIVITY FOR MONTH 06/30/2024	AVAILABLE BALANCE	% BDGT USED
Fund 101 - General Fund						
Expenditures						
101-215.000-910.000	PROFESSIONAL DEVELOPMENT	7,000.00	6,135.79	650.00	864.21	87.65
101-215.000-931.000	EQUIPMENT MAINT/REPAIR	1,000.00	0.00	0.00	1,000.00	0.00
101-215.000-955.000	SUNDRY	2,000.00	1,538.34	288.00	461.66	76.92
101-215.000-958.000	DUES/SUBSCRIP/RECERTIFICATION	2,000.00	1,455.87	(113.11)	544.13	72.79
101-215.000-980.000	CAPITAL EQUIPMENT/CAPITAL IMP	1,000.00	4,390.99	3,891.00	(3,390.99)	439.10
Total Dept 215.000 - CLERK'S OFFICE		274,245.00	266,442.93	27,726.53	7,802.07	97.16
Dept 228.000 - TECHNICAL/UTILITIES SERVICES						
101-228.000-702.000	FULL-TIME EMPLOYEE SALARIES	112,250.00	114,203.62	14,172.66	(1,953.62)	101.74
101-228.000-702.500	LEAVE TIME PAYOUT	850.00	821.44	0.00	28.56	96.64
101-228.000-709.000	TOWNSHIP FICA	8,700.00	9,061.04	1,106.03	(361.04)	104.15
101-228.000-712.000	PAY IN LIEU OF MEDICAL INS	3,000.00	3,000.00	250.00	0.00	100.00
101-228.000-713.000	OVERTIME	250.00	0.00	0.00	250.00	0.00
101-228.000-716.000	DEFINED CONTRIBUTION	14,000.00	13,394.20	1,657.59	605.80	95.67
101-228.000-718.000	HEALTH/DENTAL/VISION INSURANCE	9,900.00	9,237.63	0.00	662.37	93.31
101-228.000-725.100	LONG/SHORT TERM DISABILITY	700.00	692.47	0.00	7.53	98.92
101-228.000-725.200	LIFE INSURANCE	125.00	100.67	0.00	24.33	80.54
101-228.000-853.000	PHONE/COMM/INTERNET	420.00	420.00	35.00	0.00	100.00
101-228.000-861.000	MILEAGE	500.00	0.00	0.00	500.00	0.00
101-228.000-910.000	PROFESSIONAL DEVELOPMENT	500.00	0.00	0.00	500.00	0.00
Total Dept 228.000 - TECHNICAL/UTILITIES SERVICES		151,195.00	150,931.07	17,221.28	263.93	99.83
Dept 229.000 - COMPUTER/CABLE						
101-229.000-704.000	PART-TIME EMPLOYEE SALARIES	2,200.00	1,878.86	169.36	321.14	85.40
101-229.000-709.000	TOWNSHIP FICA	170.00	143.73	12.95	26.27	84.55
101-229.000-933.000	SOFTWARE MAINTENANCE	125,000.00	110,549.85	(25,049.24)	14,450.15	88.44
101-229.000-946.000	ENGINEERING SERVICES	2,700.00	375.00	0.00	2,325.00	13.89
101-229.000-955.000	SUNDRY	250.00	0.00	0.00	250.00	0.00
101-229.000-980.000	CAPITAL EQUIPMENT	6,000.00	5,401.17	0.00	598.83	90.02
Total Dept 229.000 - COMPUTER/CABLE		136,320.00	118,348.61	(24,866.93)	17,971.39	86.82
Dept 247.000 - Board of Review						
101-247.000-704.100	PER DIEM	2,800.00	1,105.00	0.00	1,695.00	39.46
101-247.000-709.000	TOWNSHIP FICA	214.00	84.54	0.00	129.46	39.50
101-247.000-900.000	LEGAL NOTICES/ADVERTISING	500.00	140.00	0.00	360.00	28.00
101-247.000-955.000	SUNDRY	300.00	463.37	0.00	(163.37)	154.46
Total Dept 247.000 - Board of Review		3,814.00	1,792.91	0.00	2,021.09	47.01
Dept 253.000 - Treasurer						
101-253.000-702.000	FULL-TIME EMPLOYEE SALARIES	64,472.00	65,255.31	7,440.00	(783.31)	101.21
101-253.000-703.200	ELECTED OFFICIALS SALARIES	42,238.00	40,226.42	4,641.51	2,011.58	95.24
101-253.000-704.000	PART-TIME EMPLOYEE SALARIES	55,800.00	59,086.09	7,639.66	(3,286.09)	105.89
101-253.000-709.000	TOWNSHIP FICA	12,850.00	13,532.22	1,548.38	(682.22)	105.31
101-253.000-712.000	PAY IN LIEU OF MEDICAL INS	3,000.00	3,000.00	250.00	0.00	100.00
101-253.000-713.000	OVERTIME	8,900.00	8,606.65	207.43	293.35	96.70

User: Michelled

PERIOD ENDING 06/30/2024

DB: Hamburg

*NOTE: Available Balance / Pct Budget Used does not reflect amounts encumbered.

GL NUMBER	DESCRIPTION	2023-24 AMENDED BUDGET	YTD BALANCE 06/30/2024	ACTIVITY FOR MONTH 06/30/2024	AVAILABLE BALANCE	% BDGT USED
Fund 101 - General Fund						
Expenditures						
101-253.000-716.000	DEFINED CONTRIBUTION	12,600.00	11,421.90	1,208.16	1,178.10	90.65
101-253.000-718.000	HEALTH/DENTAL/VISION INSURANCE	24,800.00	21,349.44	0.00	3,450.56	86.09
101-253.000-725.100	LONG/SHORT TERM DISABILITY	480.00	446.42	0.00	33.58	93.00
101-253.000-725.200	LIFE INSURANCE	150.00	69.25	0.00	80.75	46.17
101-253.000-851.000	POSTAGE	10,900.00	15,921.12	0.00	(5,021.12)	146.07
101-253.000-853.000	PHONE/COMM/INTERNET	1,020.00	1,020.00	85.00	0.00	100.00
101-253.000-861.000	MILEAGE	950.00	835.41	138.94	114.59	87.94
101-253.000-902.100	TAX ROLL PREP/TAX BILL PREP	4,750.00	0.00	0.00	4,750.00	0.00
101-253.000-910.000	PROFESSIONAL DEVELOPMENT	2,300.00	2,296.99	0.00	3.01	99.87
101-253.000-916.000	TRAINING	250.00	69.00	0.00	181.00	27.60
101-253.000-955.000	SUNDRY	4,200.00	3,693.66	0.00	506.34	87.94
101-253.000-958.000	DUES/SUBSCRIP/RECERTIFICATION	750.00	238.29	(203.28)	511.71	31.77
Total Dept 253.000 - Treasurer		250,410.00	247,068.17	22,955.80	3,341.83	98.67
Dept 257.000 - Assessing						
101-257.000-801.000	CONTRACTUAL SERVICES	336,900.00	336,881.25	0.00	18.75	99.99
101-257.000-902.200	ASSESSMENT ROLL PREP	6,500.00	6,493.74	0.00	6.26	99.90
101-257.000-955.000	SUNDRY	1,600.00	1,837.54	255.81	(237.54)	114.85
Total Dept 257.000 - Assessing		345,000.00	345,212.53	255.81	(212.53)	100.06
Dept 262.000 - Elections						
101-262.000-702.000	FULL-TIME EMPLOYEE SALARIES	111,100.00	108,919.81	12,300.73	2,180.19	98.04
101-262.000-707.000	TEMPORARY EMPLOYEES	55,000.00	51,731.42	5,920.54	3,268.58	94.06
101-262.000-709.000	TOWNSHIP FICA	11,750.00	11,494.45	1,419.65	255.55	97.83
101-262.000-712.000	PAY IN LIEU OF MEDICAL INS	0.00	1,125.00	1,125.00	(1,125.00)	100.00
101-262.000-713.000	OVERTIME	17,000.00	16,031.83	117.45	968.17	94.30
101-262.000-716.000	DEFINED CONTRIBUTION	18,000.00	15,475.65	1,758.71	2,524.35	85.98
101-262.000-718.000	HEALTH/DENTAL/VISION INSURANCE	36,900.00	30,858.74	0.00	6,041.26	83.63
101-262.000-725.100	LONG/SHORT TERM DISABILITY	725.00	767.45	28.24	(42.45)	105.86
101-262.000-725.200	LIFE INSURANCE	250.00	130.49	0.00	119.51	52.20
101-262.000-752.001	SUPPLIES FOR ELECTIONS	59,500.00	59,422.20	0.00	77.80	99.87
101-262.000-851.000	POSTAGE	0.00	2,937.11	2,937.11	(2,937.11)	100.00
101-262.000-861.000	MILEAGE	4,000.00	457.42	0.00	3,542.58	11.44
101-262.000-900.000	LEGAL NOTICES/ADVERTISING	13,000.00	235.74	155.74	12,764.26	1.81
101-262.000-910.000	PROFESSIONAL DEVELOPMENT	14,100.00	14,028.32	0.00	71.68	99.49
101-262.000-931.000	EQUIPMENT MAINT/REPAIR	10,000.00	7,063.40	(1,920.72)	2,936.60	70.63
101-262.000-955.000	SUNDRY	3,500.00	8,249.08	5,570.23	(4,749.08)	235.69
Total Dept 262.000 - Elections		354,825.00	328,928.11	29,412.68	25,896.89	92.70
Dept 265.000 - Township Buildings						
101-265.000-702.000	FULL-TIME EMPLOYEE SALARIES	93,300.00	95,418.24	10,910.14	(2,118.24)	102.27
101-265.000-702.500	LEAVE TIME PAYOUT	250.00	205.36	0.00	44.64	82.14
101-265.000-704.000	PART-TIME EMPLOYEE SALARIES	94,250.00	90,607.81	17,508.80	3,642.19	96.14
101-265.000-709.000	TOWNSHIP FICA	17,000.00	15,860.89	2,315.63	1,139.11	93.30
101-265.000-713.000	OVERTIME	3,500.00	3,870.38	410.11	(370.38)	110.58
101-265.000-716.000	DEFINED CONTRIBUTION	10,500.00	13,437.34	1,536.89	(2,937.34)	127.97
101-265.000-718.000	HEALTH/DENTAL/VISION INSURANCE	29,500.00	33,385.29	0.00	(3,885.29)	113.17

User: Michelled

PERIOD ENDING 06/30/2024

DB: Hamburg

*NOTE: Available Balance / Pct Budget Used does not reflect amounts encumbered.

GL NUMBER	DESCRIPTION	2023-24 AMENDED BUDGET	YTD BALANCE 06/30/2024	ACTIVITY FOR MONTH 06/30/2024	AVAILABLE BALANCE	% BDGT USED
Fund 101 - General Fund						
Expenditures						
101-265.000-725.100	LONG/SHORT TERM DISABILITY	750.00	979.33	0.00	(229.33)	130.58
101-265.000-725.200	LIFE INSURANCE	200.00	199.33	0.00	0.67	99.67
101-265.000-752.000	SUPPLIES & SMALL EQUIPMENT	7,000.00	7,785.53	366.66	(785.53)	111.22
101-265.000-758.000	DIESEL FUEL	4,000.00	2,929.42	228.20	1,070.58	73.24
101-265.000-759.000	VEHICLE FUEL	8,000.00	7,861.44	0.00	138.56	98.27
101-265.000-768.000	UNIFORMS/ACCESSORIES	1,500.00	1,385.90	150.00	114.10	92.39
101-265.000-801.000	CONTRACTUAL SERVICES	2,000.00	1,098.56	(542.44)	901.44	54.93
101-265.000-853.000	PHONE/COMM/INTERNET	420.00	420.00	35.00	0.00	100.00
101-265.000-861.000	MILEAGE	250.00	0.00	0.00	250.00	0.00
101-265.000-910.000	PROFESSIONAL DEVELOPMENT	750.00	(1,246.44)	0.00	1,996.44	(166.19)
101-265.000-917.000	SEWER USAGE	4,500.00	4,646.88	0.00	(146.88)	103.26
101-265.000-919.000	TRASH DISPOSAL	1,700.00	1,648.41	291.80	51.59	96.97
101-265.000-920.000	ELECTRIC	21,000.00	18,794.09	1,454.21	2,205.91	89.50
101-265.000-921.000	NATURAL GAS/HEAT	6,000.00	6,655.47	29.35	(655.47)	110.92
101-265.000-930.000	MAINTENANCE TWP HALL	19,000.00	20,172.08	1,097.68	(1,172.08)	106.17
101-265.000-930.003	MAINTENANCE FIRE HALL	25,000.00	25,000.00	0.00	0.00	100.00
101-265.000-930.004	MAINTENANCE DPW GARAGE/OLD PACKR	1,000.00	11,420.87	11,420.87	(10,420.87)	1,142.09
101-265.000-930.008	MAINTENANCE LIBRARY	1,500.00	1,648.71	0.00	(148.71)	109.91
101-265.000-930.020	MAINTENANCE - FERTILIZER	1,500.00	1,087.56	0.00	412.44	72.50
101-265.000-931.000	EQUIPMENT MAINT/REPAIR	10,500.00	13,574.61	3,654.59	(3,074.61)	129.28
101-265.000-932.000	VEHICLE MAINTENANCE	10,500.00	10,681.02	0.00	(181.02)	101.72
101-265.000-955.000	SUNDRY	500.00	1,131.83	144.00	(631.83)	226.37
101-265.000-980.000	CAPITAL EQUIPMENT/CAPITAL IMP	280,000.00	285,582.83	5,671.77	(5,582.83)	101.99
Total Dept 265.000 - Township Buildings		655,870.00	676,242.74	56,683.26	(20,372.74)	103.11
Dept 275.000 - OTHER EXPENSES						
101-275.000-704.200	PORTAGE/BASE LAKES GROSS WAGES	1,500.00	675.00	75.00	825.00	45.00
101-275.000-708.000	UNEMPLOYMENT COMPENSATION	1,800.00	1,700.78	0.00	99.22	94.49
101-275.000-709.000	TOWNSHIP FICA	115.00	51.61	5.71	63.39	44.88
101-275.000-718.500	HEALTH CARE REIMBURSEMENT	80,000.00	88,236.82	2,547.79	(8,236.82)	110.30
101-275.000-727.000	WORKERS' COMPENSATION	18,600.00	9,416.47	(9,264.74)	9,183.53	50.63
101-275.000-752.000	SUPPLIES & SMALL EQUIPMENT	28,500.00	30,051.65	1,991.37	(1,551.65)	105.44
101-275.000-759.000	VEHICLE FUEL	1,800.00	2,140.70	0.00	(340.70)	118.93
101-275.000-840.000	LIABILITY/CASUALTY INSURANCE	30,000.00	28,313.86	0.00	1,686.14	94.38
101-275.000-851.000	POSTAGE	22,000.00	21,467.93	5,079.86	532.07	97.58
101-275.000-853.000	PHONE/COMM/INTERNET	7,500.00	7,454.26	926.28	45.74	99.39
101-275.000-910.000	PROFESSIONAL DEVELOPMENT	2,200.00	0.00	0.00	2,200.00	0.00
101-275.000-931.000	EQUIPMENT MAINT/REPAIR	4,000.00	3,794.16	0.00	205.84	94.85
101-275.000-946.000	ENGINEERING SERVICES	3,500.00	0.00	0.00	3,500.00	0.00
101-275.000-953.000	PAYROLL PROCESSING	4,800.00	4,792.58	0.00	7.42	99.85
101-275.000-954.000	AUDIT	47,700.00	47,695.00	0.00	5.00	99.99
101-275.000-955.000	SUNDRY	11,000.00	12,015.81	1,599.08	(1,015.81)	109.23
101-275.000-957.207	TRANSFER OUT - POLICE OPERATIO	0.00	167,160.87	167,160.87	(167,160.87)	100.00
101-275.000-958.000	DUES/SUBSCRIP/RECERTIFICATION	2,000.00	148.84	(99.56)	1,851.16	7.44
101-275.000-960.000	FOIA EXPENSES	100.00	208.92	94.23	(108.92)	208.92
101-275.000-980.000	OFFICE EQUIP & FURNITURE	2,000.00	798.83	0.00	1,201.17	39.94
101-275.000-995.208	TRANSFER OUT RECREATION FUND	595,831.00	595,830.96	49,652.58	0.04	100.00
101-275.000-995.591	TRANSFER OUT WATER FUND	154,000.00	154,000.08	12,833.34	(0.08)	100.00
Total Dept 275.000 - OTHER EXPENSES		1,018,946.00	1,175,955.13	232,601.81	(157,009.13)	115.41

User: Michelled

PERIOD ENDING 06/30/2024

DB: Hamburg

*NOTE: Available Balance / Pct Budget Used does not reflect amounts encumbered.

GL NUMBER	DESCRIPTION	2023-24 AMENDED BUDGET	YTD BALANCE 06/30/2024	ACTIVITY FOR MONTH 06/30/2024	AVAILABLE BALANCE	% BDGT USED
Fund 101 - General Fund						
Expenditures						
Dept 345.000 - Public Safety (Police & Fire)						
101-345.000-704.100	PER DIEM	1,040.00	910.00	130.00	130.00	87.50
101-345.000-709.000	TOWNSHIP FICA	80.00	69.55	9.94	10.45	86.94
Total Dept 345.000 - Public Safety (Police & Fire)		1,120.00	979.55	139.94	140.45	87.46
Dept 448.000 - Street Lighting						
101-448.000-926.000	STREET LIGHTING	17,500.00	24,687.85	4,654.06	(7,187.85)	141.07
Total Dept 448.000 - Street Lighting		17,500.00	24,687.85	4,654.06	(7,187.85)	141.07
Dept 567.000 - CEMETERY						
101-567.000-704.000	PART-TIME EMPLOYEE SALARIES	18,000.00	16,177.25	1,014.18	1,822.75	89.87
101-567.000-709.000	TOWNSHIP FICA	1,409.00	1,252.27	77.03	156.73	88.88
101-567.000-801.000	CONTRACTUAL SERVICES	38,700.00	41,700.00	8,040.00	(3,000.00)	107.75
101-567.000-853.000	PHONE/COMM/INTERNET	420.00	245.00	0.00	175.00	58.33
101-567.000-931.000	EQUIPMENT MAINT/REPAIR	4,000.00	1,138.87	0.00	2,861.13	28.47
101-567.000-955.000	SUNDRY	21,300.00	21,210.16	0.00	89.84	99.58
101-567.000-980.000	OFFICE EQUIP & FURNITURE	1,000.00	0.00	0.00	1,000.00	0.00
Total Dept 567.000 - CEMETERY		84,829.00	81,723.55	9,131.21	3,105.45	96.34
Dept 701.000 - Planning Commission						
101-701.000-704.100	PER DIEM	5,640.00	2,300.00	0.00	3,340.00	40.78
101-701.000-709.000	TOWNSHIP FICA	430.00	195.76	0.00	234.24	45.53
101-701.000-826.000	LEGAL FEES	1,000.00	0.00	0.00	1,000.00	0.00
101-701.000-900.000	LEGAL NOTICES/ADVERTISING	500.00	470.00	0.00	30.00	94.00
101-701.000-910.000	PROFESSIONAL DEVELOPMENT	500.00	0.00	0.00	500.00	0.00
Total Dept 701.000 - Planning Commission		8,070.00	2,965.76	0.00	5,104.24	36.75
Dept 702.000 - PLANNING AND ZONING						
101-702.000-702.000	FULL-TIME EMPLOYEE SALARIES	138,600.00	143,282.18	15,626.85	(4,682.18)	103.38
101-702.000-704.000	PART-TIME EMPLOYEE SALARIES	31,500.00	25,950.29	2,743.53	5,549.71	82.38
101-702.000-704.100	PER DIEM	4,020.00	1,815.00	0.00	2,205.00	45.15
101-702.000-709.000	TOWNSHIP FICA	13,400.00	13,240.31	1,437.87	159.69	98.81
101-702.000-716.000	DEFINED CONTRIBUTION	15,500.00	16,363.07	1,766.93	(863.07)	105.57
101-702.000-718.000	HEALTH/DENTAL/VISION INSURANCE	44,000.00	33,562.37	0.00	10,437.63	76.28
101-702.000-725.100	LONG/SHORT TERM DISABILITY	880.00	864.35	0.00	15.65	98.22
101-702.000-725.200	LIFE INSURANCE	170.00	146.37	0.00	23.63	86.10
101-702.000-826.000	LEGAL FEES	10,000.00	4,935.50	2,975.00	5,064.50	49.36
101-702.000-853.000	PHONE/COMM/INTERNET	1,020.00	1,020.00	85.00	0.00	100.00
101-702.000-861.000	MILEAGE	200.00	0.00	0.00	200.00	0.00
101-702.000-900.000	LEGAL NOTICES/ADVERTISING	2,000.00	2,900.64	215.64	(900.64)	145.03
101-702.000-910.000	PROFESSIONAL DEVELOPMENT	2,500.00	247.82	0.00	2,252.18	9.91
101-702.000-914.000	TUITION REIMBURSEMENT	6,000.00	6,000.00	0.00	0.00	100.00
101-702.000-946.000	ENGINEERING SERVICES	3,000.00	0.00	0.00	3,000.00	0.00
101-702.000-951.000	STORM WATER DISCHARGE	500.00	500.00	0.00	0.00	100.00
101-702.000-955.000	SUNDRY	300.00	265.79	0.00	34.21	88.60

PERIOD ENDING 06/30/2024

*NOTE: Available Balance / Pct Budget Used does not reflect amounts encumbered.

GL NUMBER	DESCRIPTION	2023-24 AMENDED BUDGET	YTD BALANCE 06/30/2024	ACTIVITY FOR MONTH 06/30/2024	AVAILABLE BALANCE	% BGD USED
Fund 101 - General Fund						
Expenditures						
101-702.000-958.000	DUES/SUBSCRIP/RECERTIFICATION	2,500.00	0.00	0.00	2,500.00	0.00
Total Dept 702.000 - PLANNING AND ZONING		276,090.00	251,093.69	24,850.82	24,996.31	90.95
Dept 703.000 - LAKES, RIVERS & STREAMS						
101-703.000-967.000	SPECIAL PROJECTS	25,000.00	23,240.89	(3,116.44)	1,759.11	92.96
Total Dept 703.000 - LAKES, RIVERS & STREAMS		25,000.00	23,240.89	(3,116.44)	1,759.11	92.96
Dept 751.000 - Recreation Board						
101-751.000-919.000	TRASH DISPOSAL	0.00	206.10	206.10	(206.10)	100.00
101-751.000-930.005	MAINTENANCE PARK FACILITIES	0.00	4,460.00	4,460.00	(4,460.00)	100.00
101-751.000-930.020	SPORTS FIELD MAINTENANCE	0.00	710.00	710.00	(710.00)	100.00
101-751.000-967.962	SPECIAL PROJECTS - MISC IMPROVEMENT	0.00	19,736.32	19,736.32	(19,736.32)	100.00
101-751.000-975.300	GRANT MATCH	0.00	8,692.25	8,692.25	(8,692.25)	100.00
Total Dept 751.000 - Recreation Board		0.00	33,804.67	33,804.67	(33,804.67)	100.00
Dept 820.000 - SENIOR CENTER						
101-820.000-853.000	PHONE/COMM/INTERNET	0.00	16.80	16.80	(16.80)	100.00
101-820.000-919.000	TRASH DISPOSAL	0.00	189.20	189.20	(189.20)	100.00
101-820.000-921.000	NATURAL GAS/HEAT	0.00	1.05	1.05	(1.05)	100.00
101-820.000-930.001	MAINTENANCE COMM CENTER	0.00	106.00	106.00	(106.00)	100.00
Total Dept 820.000 - SENIOR CENTER		0.00	313.05	313.05	(313.05)	100.00
TOTAL EXPENDITURES		5,535,348.00	5,593,523.36	458,750.37	(58,175.36)	101.05
Fund 101 - General Fund:						
TOTAL REVENUES		6,009,149.00	6,223,720.78	980,471.50	(214,571.78)	103.57
TOTAL EXPENDITURES		5,535,348.00	5,593,523.36	458,750.37	(58,175.36)	101.05
NET OF REVENUES & EXPENDITURES		473,801.00	630,197.42	521,721.13	(156,396.42)	133.01

PERIOD ENDING 06/30/2024

*NOTE: Available Balance / Pct Budget Used does not reflect amounts encumbered.

GL NUMBER	DESCRIPTION	2023-24 AMENDED BUDGET	YTD BALANCE 06/30/2024	ACTIVITY FOR MONTH 06/30/2024	AVAILABLE BALANCE	% BDGT USED
Fund 204 - Road Fund						
Revenues						
Dept 000.000						
204-000.000-402.000	CURRENT PROPERTY TAX	658,599.00	659,763.12	(65.02)	(1,164.12)	100.18
204-000.000-412.000	DELINQUENT PP TAX	4,000.00	7,622.38	71.08	(3,622.38)	190.56
204-000.000-415.000	CHARGE BACKS/MTT/BOARD OF REVIEW	0.00	(201.03)	0.00	201.03	100.00
204-000.000-664.000	INTEREST REVENUE	13,500.00	50,806.71	14,438.57	(37,306.71)	376.35
204-000.000-699.999	APPROPRIATION FROM SURPLUS	83,440.00	0.00	0.00	83,440.00	0.00
Total Dept 000.000		759,539.00	717,991.18	14,444.63	41,547.82	94.53
TOTAL REVENUES		759,539.00	717,991.18	14,444.63	41,547.82	94.53
Expenditures						
Dept 000.000						
204-000.000-801.000	CONTRACTUAL SERVICES	2,840.00	2,840.00	0.00	0.00	100.00
204-000.000-802.000	ROAD IMPROVEMENT	631,000.00	577,550.89	0.00	53,449.11	91.53
204-000.000-805.000	CHLORIDING	90,000.00	43,329.59	13,412.76	46,670.41	48.14
Total Dept 000.000		723,840.00	623,720.48	13,412.76	100,119.52	86.17
TOTAL EXPENDITURES		723,840.00	623,720.48	13,412.76	100,119.52	86.17
Fund 204 - Road Fund:						
TOTAL REVENUES		759,539.00	717,991.18	14,444.63	41,547.82	94.53
TOTAL EXPENDITURES		723,840.00	623,720.48	13,412.76	100,119.52	86.17
NET OF REVENUES & EXPENDITURES		35,699.00	94,270.70	1,031.87	(58,571.70)	264.07

User: Michelled

PERIOD ENDING 06/30/2024

DB: Hamburg

*NOTE: Available Balance / Pct Budget Used does not reflect amounts encumbered.

GL NUMBER	DESCRIPTION	2023-24 AMENDED BUDGET	YTD BALANCE 06/30/2024	ACTIVITY FOR MONTH 06/30/2024	AVAILABLE BALANCE	% BDGT USED
Fund 206 - Fire Fund						
Revenues						
Dept 000.000						
206-000.000-402.000	CURRENT PROPERTY TAX	2,199,046.00	2,198,829.36	(216.74)	216.64	99.99
206-000.000-412.000	DELINQUENT PP TAX	100.00	237.78	236.87	(137.78)	237.78
206-000.000-415.000	CHARGE BACKS/MTT/BOARD OF REVIEW	(500.00)	(343.22)	0.00	(156.78)	68.64
206-000.000-441.000	PERS PROPERTY TAX REIMB - STATE OF MI	7,000.00	6,852.32	0.00	147.68	97.89
206-000.000-540.000	STATE GRANTS	10,000.00	10,000.00	0.00	0.00	100.00
206-000.000-628.000	FIRE INSPECTION FEES	100.00	250.00	0.00	(150.00)	250.00
206-000.000-636.000	COPIES/MAPS	50.00	10.00	0.00	40.00	20.00
206-000.000-664.000	INTEREST REVENUE	11,000.00	20,693.98	4,101.88	(9,693.98)	188.13
206-000.000-674.000	CONTRIBUTIONS/DONATIONS/GRANTS	2,500.00	33,978.63	33,828.63	(31,478.63)	1,359.15
206-000.000-676.000	REIMBURSEMENTS & COST RECOVERY	1,500.00	5,427.16	4,156.00	(3,927.16)	361.81
206-000.000-677.000	SUNDRY	1,050.00	1,633.00	0.00	(583.00)	155.52
206-000.000-693.000	SALE OF FIXED ASSETS	0.00	1,064.20	0.00	(1,064.20)	100.00
206-000.000-699.999	APPROPRIATION FROM SURPLUS	486,600.00	0.00	0.00	486,600.00	0.00
Total Dept 000.000		2,718,446.00	2,278,633.21	42,106.64	439,812.79	83.82
TOTAL REVENUES		2,718,446.00	2,278,633.21	42,106.64	439,812.79	83.82
Expenditures						
Dept 000.000						
206-000.000-702.000	FULL-TIME EMPLOYEE SALARIES	536,000.00	549,148.41	60,784.71	(13,148.41)	102.45
206-000.000-702.500	LEAVE TIME PAYOUT	4,750.00	2,756.00	0.00	1,994.00	58.02
206-000.000-704.000	PART-TIME EMPLOYEE SALARIES	38,500.00	42,019.45	6,013.64	(3,519.45)	109.14
206-000.000-704.500	PART TIME FIRE FIGHTERS	687,500.00	710,985.14	80,335.72	(23,485.14)	103.42
206-000.000-709.000	TOWNSHIP FICA	110,000.00	114,312.99	12,700.46	(4,312.99)	103.92
206-000.000-712.000	PAY IN LIEU OF MEDICAL INS	4,200.00	4,200.00	1,150.00	0.00	100.00
206-000.000-713.000	OVERTIME	150,000.00	163,270.63	17,466.71	(13,270.63)	108.85
206-000.000-714.000	LONGEVITY PAY	18,600.00	18,523.41	0.00	76.59	99.59
206-000.000-716.000	DEFINED CONTRIBUTION	78,000.00	78,460.82	8,790.27	(460.82)	100.59
206-000.000-718.000	HEALTH/DENTAL/VISION INSURANCE	125,500.00	117,732.66	0.00	7,767.34	93.81
206-000.000-725.100	LONG/SHORT TERM DISABILITY	7,700.00	8,328.46	0.00	(628.46)	108.16
206-000.000-725.200	LIFE INSURANCE	600.00	598.56	0.00	1.44	99.76
206-000.000-727.000	WORKERS' COMPENSATION	71,200.00	40,634.22	(30,445.91)	30,565.78	57.07
206-000.000-752.000	SUPPLIES & SMALL EQUIPMENT	30,000.00	23,758.72	1,801.94	6,241.28	79.20
206-000.000-754.000	MEDICAL AND SCENE SUPPLIES	25,000.00	19,623.97	175.50	5,376.03	78.50
206-000.000-758.000	DIESEL FUEL	550.00	365.16	0.00	184.84	66.39
206-000.000-759.000	VEHICLE FUEL	37,500.00	35,323.84	0.00	2,176.16	94.20
206-000.000-768.000	UNIFORMS/ACCESSORIES	17,700.00	20,347.76	2,921.14	(2,647.76)	114.96
206-000.000-768.100	TURN OUT GEAR	45,000.00	38,663.84	0.00	6,336.16	85.92
206-000.000-801.000	CONTRACTUAL SERVICES	35,000.00	23,714.90	125.00	11,285.10	67.76
206-000.000-826.000	LEGAL FEES	8,000.00	1,834.50	34.00	6,165.50	22.93
206-000.000-840.000	LIABILITY/CASUALTY INSURANCE	50,200.00	50,201.39	0.00	(1.39)	100.00
206-000.000-843.100	EMPLOYEE PHYSICALS/VACCINATION	28,000.00	21,841.55	0.00	6,158.45	78.01
206-000.000-853.000	PHONE/COMM/INTERNET	15,000.00	9,850.24	694.45	5,149.76	65.67
206-000.000-870.000	HAZMAT YEARLY DUES	4,000.00	0.00	0.00	4,000.00	0.00
206-000.000-914.000	TUITION REIMBURSEMENT	0.00	3,250.00	3,250.00	(3,250.00)	100.00
206-000.000-916.000	TRAINING	30,000.00	31,982.15	2,227.48	(1,982.15)	106.61
206-000.000-916.500	FIRE PREVENTION	7,500.00	1,921.85	0.00	5,578.15	25.62
206-000.000-917.000	SEWER USAGE	2,600.00	2,581.60	0.00	18.40	99.29
206-000.000-918.000	WATER USAGE	4,200.00	4,221.10	0.00	(21.10)	100.50
206-000.000-919.000	TRASH DISPOSAL	3,500.00	4,040.20	643.57	(540.20)	115.43

User: Michelled

PERIOD ENDING 06/30/2024

DB: Hamburg

*NOTE: Available Balance / Pct Budget Used does not reflect amounts encumbered.

GL NUMBER	DESCRIPTION	2023-24 AMENDED BUDGET	YTD BALANCE 06/30/2024	ACTIVITY FOR MONTH 06/30/2024	AVAILABLE BALANCE	% BDGT USED
Fund 206 - Fire Fund						
Expenditures						
206-000.000-920.000	ELECTRIC	40,000.00	30,845.93	2,338.80	9,154.07	77.11
206-000.000-920.100	SIREN ELECTRIC USAGE	2,000.00	2,029.97	203.11	(29.97)	101.50
206-000.000-921.000	NATURAL GAS/HEAT	15,000.00	13,004.54	109.24	1,995.46	86.70
206-000.000-930.003	MAINTENANCE FIRE HALL	245,500.00	243,790.53	4,074.52	1,709.47	99.30
206-000.000-930.020	MAINTENANCE - FERTILIZER	2,500.00	1,680.00	0.00	820.00	67.20
206-000.000-931.000	EQUIPMENT MAINT/REPAIR	(2,000.00)	24,397.41	26,288.63	(26,397.41)	1,219.87
206-000.000-931.100	EMERGENCY SIREN MAINTENANCE/REPAIRS	4,000.00	1,322.23	0.00	2,677.77	33.06
206-000.000-932.000	VEHICLE MAINTENANCE	47,500.00	40,859.75	2,787.96	6,640.25	86.02
206-000.000-933.000	SOFTWARE MAINTENANCE	5,000.00	15,498.49	10,414.32	(10,498.49)	309.97
206-000.000-955.000	SUNDRY	3,000.00	511.80	0.00	2,488.20	17.06
206-000.000-958.000	DUES/SUBSCRIP/RECERTIFICATION	10,000.00	8,252.62	(4,218.12)	1,747.38	82.53
206-000.000-967.000	SPECIAL PROJECTS	171,000.00	171,745.31	0.00	(745.31)	100.44
206-000.000-980.000	CAPITAL EQUIPMENT/CAPITAL IMP	160,500.00	159,445.70	(3,363.76)	1,054.30	99.34
206-000.000-981.000	CAPITAL EXPENSE - VEHICLE	275,000.00	274,421.43	0.00	578.57	99.79
Total Dept 000.000		3,155,300.00	3,132,299.23	207,303.38	23,000.77	99.27
TOTAL EXPENDITURES		3,155,300.00	3,132,299.23	207,303.38	23,000.77	99.27
Fund 206 - Fire Fund:						
TOTAL REVENUES		2,718,446.00	2,278,633.21	42,106.64	439,812.79	83.82
TOTAL EXPENDITURES		3,155,300.00	3,132,299.23	207,303.38	23,000.77	99.27
NET OF REVENUES & EXPENDITURES		(436,854.00)	(853,666.02)	(165,196.74)	416,812.02	195.41

User: Michelled

PERIOD ENDING 06/30/2024

DB: Hamburg

*NOTE: Available Balance / Pct Budget Used does not reflect amounts encumbered.

GL NUMBER	DESCRIPTION	2023-24 AMENDED BUDGET	YTD BALANCE 06/30/2024	ACTIVITY FOR MONTH 06/30/2024	AVAILABLE BALANCE	% BDGT USED
Fund 207 - Police Fund						
Revenues						
Dept 000.000						
207-000.000-402.000	CURRENT PROPERTY TAX	3,174,649.00	3,174,421.62	(312.89)	227.38	99.99
207-000.000-412.000	DELINQUENT PP TAX	100.00	343.28	341.96	(243.28)	343.28
207-000.000-415.000	CHARGE BACKS/MTT/BOARD OF REVIEW	(500.00)	(495.48)	0.00	(4.52)	99.10
207-000.000-441.000	PERS PROPERTY TAX REIMB - STATE OF MI	9,900.00	9,892.54	0.00	7.46	99.92
207-000.000-480.000	LIQUOR LICENSE FEES	15,400.00	15,398.90	0.00	1.10	99.99
207-000.000-481.000	SOLICITATION FEES	100.00	100.00	30.00	0.00	100.00
207-000.000-628.100	INSPECTION FEES	9,800.00	9,800.00	0.00	0.00	100.00
207-000.000-629.000	GUN PERM/FINGERPRINTS/VIN INSP	200.00	385.50	30.00	(185.50)	192.75
207-000.000-629.100	BREATHALIZER TEST REQUIRED	110.00	110.00	0.00	0.00	100.00
207-000.000-630.200	SALVAGE VEHICLE INSPECTION	200.00	400.00	100.00	(200.00)	200.00
207-000.000-636.000	COPIES/MAPS	1,000.00	1,213.15	55.00	(213.15)	121.32
207-000.000-657.000	ORDINANCE FINES	10,000.00	12,303.96	1,930.52	(2,303.96)	123.04
207-000.000-664.000	INTEREST REVENUE	0.00	4,686.69	0.00	(4,686.69)	100.00
207-000.000-674.000	CONTRIBUTIONS/DONATIONS/GRANTS	1,000.00	9,375.00	8,375.00	(8,375.00)	937.50
207-000.000-676.000	REIMBURSEMENTS & COST RECOVERY	10,000.00	1,900.00	(8,225.00)	8,100.00	19.00
207-000.000-677.000	SUNDRY	250.00	0.00	0.00	250.00	0.00
207-000.000-678.000	PA302 TRAINING REIMB	(500.00)	(556.11)	0.00	56.11	111.22
207-000.000-693.000	SALE OF FIXED ASSETS	36,100.00	36,188.75	0.00	(88.75)	100.25
207-000.000-699.101	TRANSFER IN 101-OPERATIONS	0.00	167,160.87	167,160.87	(167,160.87)	100.00
207-000.000-699.999	APPROPRIATION FROM SURPLUS	128,790.00	0.00	0.00	128,790.00	0.00
Total Dept 000.000		3,396,599.00	3,442,628.67	169,485.46	(46,029.67)	101.36
TOTAL REVENUES		3,396,599.00	3,442,628.67	169,485.46	(46,029.67)	101.36
Expenditures						
Dept 000.000						
207-000.000-702.000	FULL-TIME EMPLOYEE SALARIES	1,567,000.00	1,766,765.51	181,860.49	(199,765.51)	112.75
207-000.000-702.500	LEAVE TIME PAYOUT	2,100.00	2,053.60	0.00	46.40	97.79
207-000.000-704.000	PART-TIME EMPLOYEE SALARIES	34,000.00	37,651.87	5,579.97	(3,651.87)	110.74
207-000.000-706.000	HOLIDAY PAY	89,500.00	91,451.78	7,811.88	(1,951.78)	102.18
207-000.000-709.000	TOWNSHIP FICA	151,000.00	156,879.75	17,251.51	(5,879.75)	103.89
207-000.000-712.000	PAY IN LIEU OF MEDICAL INS	4,800.00	4,800.00	1,600.00	0.00	100.00
207-000.000-713.000	OVERTIME	120,000.00	130,595.65	29,062.69	(10,595.65)	108.83
207-000.000-716.000	DEFINED CONTRIBUTION	375,000.00	368,764.80	34,154.51	6,235.20	98.34
207-000.000-718.000	HEALTH/DENTAL/VISION INSURANCE	331,800.00	300,492.80	(6,422.15)	31,307.20	90.56
207-000.000-725.100	LONG/SHORT TERM DISABILITY	9,500.00	7,947.72	0.00	1,552.28	83.66
207-000.000-725.200	LIFE INSURANCE	1,500.00	1,148.83	0.00	351.17	76.59
207-000.000-726.500	EQUIPMENT ALLOWANCE	11,200.00	11,200.00	0.00	0.00	100.00
207-000.000-727.000	WORKERS' COMPENSATION	55,800.00	28,939.54	(26,824.68)	26,860.46	51.86
207-000.000-730.000	RETIREE HEALTH INSURANCE	104,000.00	104,000.00	0.00	0.00	100.00
207-000.000-731.000	EDUCATION INCENTIVE BONUS	13,500.00	12,500.00	0.00	1,000.00	92.59
207-000.000-752.000	SUPPLIES & SMALL EQUIPMENT	16,000.00	20,366.11	832.26	(4,366.11)	127.29
207-000.000-752.100	AMMUNITION	10,000.00	9,974.25	0.00	25.75	99.74
207-000.000-756.000	ACCREDITATION EXPENSES	27,500.00	18,233.81	(9,243.24)	9,266.19	66.30
207-000.000-758.000	DIESEL FUEL	250.00	0.00	0.00	250.00	0.00
207-000.000-759.000	VEHICLE FUEL	65,000.00	69,332.20	13,564.95	(4,332.20)	106.66
207-000.000-768.000	UNIFORMS/ACCESSORIES	17,400.00	17,371.01	27.99	28.99	99.83
207-000.000-768.500	UNIFORM CLEANING	4,500.00	5,187.00	399.50	(687.00)	115.27
207-000.000-801.000	CONTRACTUAL SERVICES	12,000.00	11,742.70	548.56	257.30	97.86
207-000.000-807.000	SWAT TEAM EXPENSES	11,500.00	11,379.42	0.00	120.58	98.95

PERIOD ENDING 06/30/2024

*NOTE: Available Balance / Pct Budget Used does not reflect amounts encumbered.

GL NUMBER	DESCRIPTION	2023-24 AMENDED BUDGET	YTD BALANCE 06/30/2024	ACTIVITY FOR MONTH 06/30/2024	AVAILABLE BALANCE	% BDGT USED
Fund 207 - Police Fund						
Expenditures						
207-000.000-807.001	CODE ENFORCEMENT EXPENSES	1,000.00	0.00	0.00	1,000.00	0.00
207-000.000-809.000	JANITORIAL SERVICES	11,000.00	2,751.36	346.68	8,248.64	25.01
207-000.000-826.000	LEGAL FEES	10,000.00	10,459.50	1,513.00	(459.50)	104.60
207-000.000-840.000	LIABILITY/CASUALTY INSURANCE	106,500.00	106,353.36	0.00	146.64	99.86
207-000.000-851.000	POSTAGE	200.00	26.76	26.76	173.24	13.38
207-000.000-853.000	PHONE/COMM/INTERNET	15,000.00	13,371.07	1,228.86	1,628.93	89.14
207-000.000-914.000	TUITION REIMBURSEMENT	12,000.00	13,499.00	922.25	(1,499.00)	112.49
207-000.000-916.000	TRAINING	19,800.00	21,502.09	1,847.12	(1,702.09)	108.60
207-000.000-917.000	SEWER USAGE	3,700.00	3,859.19	0.00	(159.19)	104.30
207-000.000-920.000	ELECTRIC	15,000.00	16,044.88	1,502.68	(1,044.88)	106.97
207-000.000-921.000	NATURAL GAS/HEAT	3,500.00	3,164.77	142.17	335.23	90.42
207-000.000-930.002	MAINTENANCE POLICE BUILDING	14,400.00	13,852.06	(463.95)	547.94	96.19
207-000.000-930.020	MAINTENANCE - FERTILIZER	500.00	543.72	0.00	(43.72)	108.74
207-000.000-931.000	EQUIPMENT MAINT/REPAIR	2,000.00	1,887.39	0.00	112.61	94.37
207-000.000-932.000	VEHICLE MAINTENANCE	69,500.00	72,414.19	2,919.81	(2,914.19)	104.19
207-000.000-933.000	SOFTWARE MAINTENANCE	24,000.00	40,213.37	(10,326.24)	(16,213.37)	167.56
207-000.000-933.300	LAW ENFORCEMENT INFO NETWORK	6,000.00	3,108.90	(222.61)	2,891.10	51.82
207-000.000-955.000	SUNDRY	3,000.00	3,289.16	745.55	(289.16)	109.64
207-000.000-958.000	DUES/SUBSCRIP/RECERTIFICATION	4,700.00	2,821.99	(1,811.17)	1,878.01	60.04
207-000.000-967.000	SPECIAL PROJECTS	24,200.00	24,116.98	0.00	83.02	99.66
207-000.000-967.100	FEDERAL GRANT EXPENDITURES	0.00	25.00	0.00	(25.00)	100.00
207-000.000-980.000	CAPITAL EQUIPMENT/CAPITAL IMP	56,500.00	56,304.88	4,586.97	195.12	99.65
207-000.000-981.000	CAPITAL EXPENSE - VEHICLE	161,700.00	161,691.10	0.00	8.90	99.99
Total Dept 000.000		3,599,050.00	3,760,079.07	253,162.12	(161,029.07)	104.47
TOTAL EXPENDITURES		3,599,050.00	3,760,079.07	253,162.12	(161,029.07)	104.47
Fund 207 - Police Fund:						
TOTAL REVENUES		3,396,599.00	3,442,628.67	169,485.46	(46,029.67)	101.36
TOTAL EXPENDITURES		3,599,050.00	3,760,079.07	253,162.12	(161,029.07)	104.47
NET OF REVENUES & EXPENDITURES		(202,451.00)	(317,450.40)	(83,676.66)	114,999.40	156.80

User: Michelled

DB: Hamburg

PERIOD ENDING 06/30/2024

*NOTE: Available Balance / Pct Budget Used does not reflect amounts encumbered.

GL NUMBER	DESCRIPTION	2023-24 AMENDED BUDGET	YTD BALANCE 06/30/2024	ACTIVITY FOR MONTH 06/30/2024	AVAILABLE BALANCE	% BDGT USED
Fund 208 - SENIORS, PARKS, LL TRAIL						
Revenues						
Dept 000.000						
208-000.000-664.000	INTEREST REVENUE	17,500.00	35,901.40	7,487.07	(18,401.40)	205.15
208-000.000-699.101	TRANSFER IN 101-OPERATIONS	595,831.00	595,830.96	49,652.58	0.04	100.00
208-000.000-699.999	APPROPRIATION FROM SURPLUS	(293,580.00)	0.00	0.00	(293,580.00)	0.00
Total Dept 000.000		319,751.00	631,732.36	57,139.65	(311,981.36)	197.57
Dept 751.000 - Recreation Board						
208-751.000-651.000	PARKS & RECREATION FEES	28,600.00	29,639.39	3,374.09	(1,039.39)	103.63
Total Dept 751.000 - Recreation Board		28,600.00	29,639.39	3,374.09	(1,039.39)	103.63
Dept 820.000 - SENIOR CENTER						
208-820.000-651.001	SENIOR CENTER RENTALS	3,000.00	3,320.00	10.00	(320.00)	110.67
208-820.000-674.000	CONTRIBUTIONS/DONATIONS/GRANTS	69,000.00	69,000.00	0.00	0.00	100.00
Total Dept 820.000 - SENIOR CENTER		72,000.00	72,320.00	10.00	(320.00)	100.44
TOTAL REVENUES		420,351.00	733,691.75	60,523.74	(313,340.75)	174.54
Expenditures						
Dept 751.000 - Recreation Board						
208-751.000-702.000	FULL-TIME EMPLOYEE SALARIES	42,200.00	42,174.73	4,868.64	25.27	99.94
208-751.000-704.000	PART-TIME EMPLOYEE SALARIES	12,180.00	14,809.40	4,018.55	(2,629.40)	121.59
208-751.000-704.100	PER DIEM	3,900.00	1,495.00	260.00	2,405.00	38.33
208-751.000-709.000	TOWNSHIP FICA	3,900.00	4,473.57	699.74	(573.57)	114.71
208-751.000-716.000	DEFINED CONTRIBUTION	5,500.00	5,482.61	632.91	17.39	99.68
208-751.000-718.000	HEALTH/DENTAL/VISION INSURANCE	17,300.00	16,165.86	0.00	1,134.14	93.44
208-751.000-725.100	LONG/SHORT TERM DISABILITY	280.00	277.64	0.00	2.36	99.16
208-751.000-725.200	LIFE INSURANCE	100.00	68.37	0.00	31.63	68.37
208-751.000-727.000	WORKERS' COMPENSATION	920.00	914.19	(875.34)	5.81	99.37
208-751.000-752.000	SUPPLIES & SMALL EQUIPMENT	3,600.00	1,746.59	36.05	1,853.41	48.52
208-751.000-758.000	DIESEL FUEL	2,000.00	2,347.26	228.20	(347.26)	117.36
208-751.000-826.000	LEGAL FEES	500.00	34.00	0.00	466.00	6.80
208-751.000-840.000	LIABILITY/CASUALTY INSURANCE	900.00	865.47	0.00	34.53	96.16
208-751.000-900.000	LEGAL NOTICES/ADVERTISING	500.00	0.00	0.00	500.00	0.00
208-751.000-900.100	PRINTING	1,500.00	0.00	0.00	1,500.00	0.00
208-751.000-910.000	PROFESSIONAL DEVELOPMENT	2,500.00	1,984.24	0.00	515.76	79.37
208-751.000-917.000	SEWER USAGE	650.00	645.40	0.00	4.60	99.29
208-751.000-919.000	TRASH DISPOSAL	2,200.00	2,290.00	206.10	(90.00)	104.09
208-751.000-920.000	ELECTRIC	2,500.00	3,900.50	191.85	(1,400.50)	156.02
208-751.000-921.000	NATURAL GAS/HEAT	100.00	0.00	0.00	100.00	0.00
208-751.000-930.005	MAINTENANCE PARK FACILITIES	100,000.00	26,496.14	2,060.90	73,503.86	26.50
208-751.000-930.015	RESERVE FOR PARKS MAINTENANCE	4,500.00	4,500.00	0.00	0.00	100.00
208-751.000-930.020	SPORTS FIELD MAINTENANCE	23,500.00	31,336.18	8,159.60	(7,836.18)	133.35
208-751.000-930.200	PLAYGROUND MAINTENANCE & REPAIR	5,000.00	0.00	0.00	5,000.00	0.00
208-751.000-930.300	PLAYGROUND & ADULT WORKOUT RESERVE	1,000.00	0.00	0.00	1,000.00	0.00
208-751.000-942.000	PORTABLE TOILETS	30,000.00	25,157.36	2,190.24	4,842.64	83.86
208-751.000-943.000	TOWNSHIP COMMUNITY EVENTS	7,500.00	5,644.13	0.00	1,855.87	75.26
208-751.000-955.000	SUNDRY	2,000.00	211.15	143.65	1,788.85	10.56

User: Michelled

PERIOD ENDING 06/30/2024

DB: Hamburg

*NOTE: Available Balance / Pct Budget Used does not reflect amounts encumbered.

GL NUMBER	DESCRIPTION	2023-24 AMENDED BUDGET	YTD BALANCE 06/30/2024	ACTIVITY FOR MONTH 06/30/2024	AVAILABLE BALANCE	% BDGT USED
Fund 208 - SENIORS, PARKS, LL TRAIL						
Expenditures						
208-751.000-955.278	EVERY CHILD SHALL PLAY SCHOLARSHIP	500.00	0.00	(375.00)	500.00	0.00
208-751.000-958.000	DUES/SUBSCRIP/RECERTIFICATION	750.00	92.01	(777.99)	657.99	12.27
208-751.000-967.600	WINKELHAUS PARK	1,000.00	1,561.08	797.88	(561.08)	156.11
208-751.000-967.962	SPECIAL PROJECTS - MISC IMPROVEMENT	15,000.00	10,584.37	5,035.96	4,415.63	70.56
208-751.000-975.300	GRANT MATCH	10,000.00	2,473.00	0.00	7,527.00	24.73
208-751.000-980.000	CAPITAL EQUIPMENT/CAPITAL IMP	5,000.00	1,925.00	0.00	3,075.00	38.50
Total Dept 751.000 - Recreation Board		308,980.00	209,655.25	27,501.94	99,324.75	67.85
Dept 800.000 - LAKELAND TRAIL						
208-800.000-826.000	LEGAL FEES	500.00	0.00	0.00	500.00	0.00
208-800.000-840.000	LIABILITY/CASUALTY INSURANCE	250.00	167.32	0.00	82.68	66.93
208-800.000-920.000	ELECTRIC	300.00	212.89	59.17	87.11	70.96
208-800.000-938.000	LAKELAND TRAIL MAINTENANCE	50,000.00	3,293.87	1,694.80	46,706.13	6.59
208-800.000-938.500	LL TRAIL RAILROAD MAINT FEE	1,000.00	1,000.00	0.00	0.00	100.00
208-800.000-942.000	PORTABLE TOILETS	22,000.00	24,107.82	1,722.90	(2,107.82)	109.58
208-800.000-955.000	SUNDRY	500.00	0.00	0.00	500.00	0.00
208-800.000-975.300	GRANT MATCH	20,000.00	0.00	0.00	20,000.00	0.00
208-800.000-980.000	CAPITAL EQUIPMENT/CAPITAL IMP	4,000.00	0.00	0.00	4,000.00	0.00
Total Dept 800.000 - LAKELAND TRAIL		98,550.00	28,781.90	3,476.87	69,768.10	29.21
Dept 820.000 - SENIOR CENTER						
208-820.000-702.000	FULL-TIME EMPLOYEE SALARIES	61,365.00	63,128.00	7,284.00	(1,763.00)	102.87
208-820.000-704.000	PART-TIME EMPLOYEE SALARIES	52,500.00	54,515.25	6,219.48	(2,015.25)	103.84
208-820.000-709.000	TOWNSHIP FICA	8,800.00	9,045.61	1,036.85	(245.61)	102.79
208-820.000-713.000	OVERTIME	250.00	0.00	0.00	250.00	0.00
208-820.000-716.000	DEFINED CONTRIBUTION	8,100.00	8,206.64	946.92	(106.64)	101.32
208-820.000-718.000	HEALTH/DENTAL/VISION INSURANCE	24,700.00	23,094.06	0.00	1,605.94	93.50
208-820.000-725.100	LONG/SHORT TERM DISABILITY	350.00	288.15	(28.24)	61.85	82.33
208-820.000-725.200	LIFE INSURANCE	81.00	56.16	0.00	24.84	69.33
208-820.000-752.000	SUPPLIES & SMALL EQUIPMENT	6,000.00	6,604.35	350.79	(604.35)	110.07
208-820.000-801.000	CONTRACTUAL SERVICES	22,000.00	21,961.39	1,835.39	38.61	99.82
208-820.000-804.000	SENIOR PROGRAMS	9,000.00	8,976.82	(362.10)	23.18	99.74
208-820.000-840.000	LIABILITY/CASUALTY INSURANCE	2,700.00	2,512.34	0.00	187.66	93.05
208-820.000-853.000	PHONE/COMM/INTERNET	4,100.00	4,641.83	634.72	(541.83)	113.22
208-820.000-900.200	NEWSLETTER/PUBLICATIONS	1,000.00	243.30	117.30	756.70	24.33
208-820.000-910.000	PROFESSIONAL DEVELOPMENT	1,000.00	75.00	0.00	925.00	7.50
208-820.000-917.000	SEWER USAGE	1,750.00	1,820.01	0.00	(70.01)	104.00
208-820.000-919.000	TRASH DISPOSAL	2,000.00	2,112.00	176.00	(112.00)	105.60
208-820.000-920.000	ELECTRIC	4,500.00	5,687.36	480.71	(1,187.36)	126.39
208-820.000-921.000	NATURAL GAS/HEAT	3,000.00	2,305.61	0.00	694.39	76.85
208-820.000-930.001	MAINTENANCE COMM CENTER	58,200.00	58,577.54	431.19	(377.54)	100.65
208-820.000-930.020	MAINTENANCE - FERTILIZER	500.00	543.72	0.00	(43.72)	108.74
208-820.000-931.000	EQUIPMENT MAINT/REPAIR	7,000.00	6,397.02	0.00	602.98	91.39
208-820.000-937.000	IMPROVEMENTS	3,000.00	3,000.00	0.00	0.00	100.00
208-820.000-955.000	SUNDRY	1,000.00	1,011.55	644.89	(11.55)	101.16
208-820.000-958.000	DUES/SUBSCRIP/RECERTIFICATION	750.00	817.86	(387.38)	(67.86)	109.05
208-820.000-975.300	GRANT MATCH	7,000.00	6,651.50	0.00	348.50	95.02
208-820.000-980.000	CAPITAL EQUIPMENT/CAPITAL IMP	38,100.00	39,511.98	1,449.38	(1,411.98)	103.71

PERIOD ENDING 06/30/2024

*NOTE: Available Balance / Pct Budget Used does not reflect amounts encumbered.

GL NUMBER	DESCRIPTION	2023-24 AMENDED BUDGET	YTD BALANCE 06/30/2024	ACTIVITY FOR MONTH 06/30/2024	AVAILABLE BALANCE	% BDGT USED
Fund 208 - SENIORS, PARKS, LL TRAIL						
Expenditures						
Total Dept 820.000 - SENIOR CENTER		328,746.00	331,785.05	20,829.90	(3,039.05)	100.92
TOTAL EXPENDITURES		<u>736,276.00</u>	<u>570,222.20</u>	<u>51,808.71</u>	<u>166,053.80</u>	<u>77.45</u>
Fund 208 - SENIORS, PARKS, LL TRAIL:						
TOTAL REVENUES		420,351.00	733,691.75	60,523.74	(313,340.75)	174.54
TOTAL EXPENDITURES		<u>736,276.00</u>	<u>570,222.20</u>	<u>51,808.71</u>	<u>166,053.80</u>	<u>77.45</u>
NET OF REVENUES & EXPENDITURES		<u>(315,925.00)</u>	<u>163,469.55</u>	<u>8,715.03</u>	<u>(479,394.55)</u>	<u>51.74</u>

PERIOD ENDING 06/30/2024

*NOTE: Available Balance / Pct Budget Used does not reflect amounts encumbered.

GL NUMBER	DESCRIPTION	2023-24 AMENDED BUDGET	YTD BALANCE 06/30/2024	ACTIVITY FOR MONTH 06/30/2024	AVAILABLE BALANCE	% BDGT USED
Fund 590 - SEWER FUND						
Revenues						
Dept 527.000 - SEWER OPERATING						
590-527.000-653.000	O&M USAGE FEES	1,743,552.00	1,722,715.28	371,825.95	20,836.72	98.80
590-527.000-653.001	O&M LATE PENALTY	13,000.00	9,063.68	1,135.42	3,936.32	69.72
590-527.000-653.002	ADMIN FEE FOR DELINQ ON TAXES	22,700.00	22,431.92	0.00	268.08	98.82
590-527.000-664.001	INTEREST REVENUE - O&M ACCOUNTS	14,000.00	13,261.83	398.35	738.17	94.73
590-527.000-667.000	RENTAL INCOME	18,500.00	20,481.43	1,717.91	(1,981.43)	110.71
590-527.000-676.000	REIMBURSEMENTS & COST RECOVERY	34,300.00	51,356.93	4,429.44	(17,056.93)	149.73
590-527.000-677.000	SUNDRY	2,500.00	300.00	0.00	2,200.00	12.00
590-527.000-693.000	SALE OF FIXED ASSETS	4,300.00	4,335.00	0.00	(35.00)	100.81
590-527.000-699.999	APPROPRIATION FROM SURPLUS	735,200.00	0.00	0.00	735,200.00	0.00
Total Dept 527.000 - SEWER OPERATING		2,588,052.00	1,843,946.07	379,507.07	744,105.93	71.25
Dept 537.000						
590-537.000-637.300	PORTAGE MONTHLY SEWER OP	75,600.00	80,863.31	0.00	(5,263.31)	106.96
590-537.000-637.400	PORTAGE ADD'L FEES	22,000.00	27,249.50	0.00	(5,249.50)	123.86
Total Dept 537.000		97,600.00	108,112.81	0.00	(10,512.81)	110.77
Dept 538.000						
590-538.000-607.000	NON-TAX ADMIN FEE	5,000.00	5,000.00	1,200.00	0.00	100.00
590-538.000-620.200	GRINDER PUMP INSTALLATION	110,000.00	95,654.33	26,487.81	14,345.67	86.96
590-538.000-626.000	Reinsp/inspection/easement/lgl	400.00	0.00	0.00	400.00	0.00
590-538.000-640.000	APPLICATION FEES - SEWERS	5,000.00	4,800.00	200.00	200.00	96.00
590-538.000-642.100	TAP FEE	230,000.00	216,750.00	17,500.00	13,250.00	94.24
590-538.000-644.100	MAIN LINE EXTENSION	148,000.00	147,947.61	0.00	52.39	99.96
590-538.000-646.200	GRINDER PUMP PURCHASE	67,000.00	61,680.00	15,420.00	5,320.00	92.06
590-538.000-646.300	REVENUE SALE OF GRINDER PUMPS	5,000.00	0.00	0.00	5,000.00	0.00
590-538.000-664.002	INTEREST REVENUE - CAPITAL ACCTS	48,500.00	116,143.98	29,154.63	(67,643.98)	239.47
Total Dept 538.000		618,900.00	647,975.92	89,962.44	(29,075.92)	104.70
Dept 539.000						
590-539.000-472.000	SPECIAL ASSESSMENT REVENUE	10,000.00	1,525.89	0.00	8,474.11	15.26
590-539.000-654.000	WWTP DEBT FEE	607,968.00	600,449.36	129,612.46	7,518.64	98.76
590-539.000-654.001	WWTP DEBT LATE PENALTY	12,000.00	3,275.35	402.16	8,724.65	27.29
590-539.000-664.003	INTEREST REVENUE SAD'S & OTHER	38,500.00	95,838.88	24,367.60	(57,338.88)	248.93
Total Dept 539.000		668,468.00	701,089.48	154,382.22	(32,621.48)	104.88
Dept 540.000						
590-540.000-620.100	WATER METER INSTALLATION	300.00	100.00	0.00	200.00	33.33
590-540.000-637.500	WATER CONNECTION ADM FEE	2,100.00	700.00	0.00	1,400.00	33.33
590-540.000-654.500	WATER CHARGE O&M	39,000.00	48,715.68	10,218.96	(9,715.68)	124.91
590-540.000-654.501	WATER CHARGE PENALTY (10%)	500.00	195.09	0.00	304.91	39.02
590-540.000-664.001	INTEREST REVENUE - O&M ACCOUNTS	200.00	(76.41)	0.00	276.41	(38.21)
Total Dept 540.000		42,100.00	49,634.36	10,218.96	(7,534.36)	117.90

User: Michelled

PERIOD ENDING 06/30/2024

DB: Hamburg

*NOTE: Available Balance / Pct Budget Used does not reflect amounts encumbered.

GL NUMBER	DESCRIPTION	2023-24 AMENDED BUDGET	YTD BALANCE 06/30/2024	ACTIVITY FOR MONTH 06/30/2024	AVAILABLE BALANCE	% BDGT USED
Fund 590 - SEWER FUND						
Revenues						
TOTAL REVENUES		4,015,120.00	3,350,758.64	634,070.69	664,361.36	83.45
Expenditures						
Dept 527.000 - SEWER OPERATING						
590-527.000-702.000	FULL-TIME EMPLOYEE SALARIES	540,500.00	551,274.81	74,265.97	(10,774.81)	101.99
590-527.000-702.500	LEAVE TIME PAYOUT	2,600.00	2,570.00	0.00	30.00	98.85
590-527.000-704.000	PART-TIME EMPLOYEE SALARIES	23,000.00	14,153.90	1,970.99	8,846.10	61.54
590-527.000-704.100	PER DIEM	1,800.00	910.00	130.00	890.00	50.56
590-527.000-709.000	TOWNSHIP FICA	49,000.00	47,612.02	5,378.82	1,387.98	97.17
590-527.000-712.000	PAY IN LIEU OF MEDICAL INS	3,000.00	3,000.00	250.00	0.00	100.00
590-527.000-713.000	OVERTIME	47,500.00	45,967.55	4,608.15	1,532.45	96.77
590-527.000-716.000	DEFINED CONTRIBUTION	62,000.00	66,624.86	7,559.59	(4,624.86)	107.46
590-527.000-718.000	HEALTH/DENTAL/VISION INSURANCE	118,800.00	104,456.04	0.00	14,343.96	87.93
590-527.000-725.100	LONG/SHORT TERM DISABILITY	3,400.00	3,048.10	0.00	351.90	89.65
590-527.000-725.200	LIFE INSURANCE	670.00	505.07	0.00	164.93	75.38
590-527.000-727.000	WORKERS' COMPENSATION	8,250.00	4,219.59	(4,013.33)	4,030.41	51.15
590-527.000-728.000	ON-CALL COMPENSATION	23,000.00	15,120.00	1,530.00	7,880.00	65.74
590-527.000-751.100	GRINDER PUMP PARTS	325,000.00	354,423.85	41,999.00	(29,423.85)	109.05
590-527.000-752.000	SUPPLIES & SMALL EQUIPMENT	37,000.00	46,252.82	10,327.51	(9,252.82)	125.01
590-527.000-758.000	DIESEL FUEL	2,000.00	915.27	0.00	1,084.73	45.76
590-527.000-759.000	VEHICLE FUEL	15,000.00	14,013.20	0.00	986.80	93.42
590-527.000-768.000	UNIFORMS/ACCESSORIES	5,000.00	3,412.12	64.50	1,587.88	68.24
590-527.000-801.000	CONTRACTUAL SERVICES	14,500.00	14,514.20	0.00	(14.20)	100.10
590-527.000-826.000	LEGAL FEES	1,000.00	391.00	0.00	609.00	39.10
590-527.000-840.000	LIABILITY/CASUALTY INSURANCE	28,500.00	21,428.99	(7,024.99)	7,071.01	75.19
590-527.000-843.000	MISC MEDICAL EXPENSES	2,500.00	4,636.71	489.00	(2,136.71)	185.47
590-527.000-851.000	POSTAGE	8,000.00	10,127.01	461.08	(2,127.01)	126.59
590-527.000-853.000	PHONE/COMM/INTERNET	13,000.00	10,897.76	(1,208.42)	2,102.24	83.83
590-527.000-861.000	MILEAGE	500.00	144.72	0.00	355.28	28.94
590-527.000-900.000	LEGAL NOTICES/ADVERTISING	500.00	443.76	143.76	56.24	88.75
590-527.000-910.000	PROFESSIONAL DEVELOPMENT	3,100.00	3,024.20	(67.15)	75.80	97.55
590-527.000-917.500	TREATMENT EXPENSE	137,000.00	172,738.20	35,992.70	(35,738.20)	126.09
590-527.000-920.000	ELECTRIC	27,000.00	25,222.51	2,341.88	1,777.49	93.42
590-527.000-921.000	NATURAL GAS/HEAT	4,000.00	2,992.29	51.24	1,007.71	74.81
590-527.000-930.006	BLDG MAINT-ENT @ LRG (RENTAL HOME)	12,400.00	12,400.00	0.00	0.00	100.00
590-527.000-930.010	SEWER MAINTENANCE GARAGE	2,000.00	3,484.97	0.00	(1,484.97)	174.25
590-527.000-930.011	ENTERPRISE POLE BARN (ORIGINAL)	1,000.00	1,121.00	0.00	(121.00)	112.10
590-527.000-931.000	EQUIPMENT MAINT/REPAIR	2,500.00	2,486.75	233.61	13.25	99.47
590-527.000-932.000	VEHICLE MAINTENANCE	8,000.00	9,250.92	538.81	(1,250.92)	115.64
590-527.000-933.000	SOFTWARE MAINTENANCE	2,000.00	1,286.95	464.01	713.05	64.35
590-527.000-934.100	PUMP & MAIN REPAIR/MAINTENANCE	170,000.00	181,801.23	12,614.80	(11,801.23)	106.94
590-527.000-934.200	GRINDER PUMP REPLACEMENT	311,000.00	332,129.25	20,859.00	(21,129.25)	106.79
590-527.000-955.000	SUNDRY	5,300.00	7,363.01	732.00	(2,063.01)	138.92
590-527.000-958.000	DUES/SUBSCRIP/RECERTIFICATION	2,500.00	4,157.37	(70.54)	(1,657.37)	166.29
590-527.000-968.000	DEPRECIATION	0.00	1,102,079.29	1,102,079.29	(1,102,079.29)	100.00
590-527.000-969.003	AMORT EXP OF BOND DISCOUNT	0.00	0.16	0.16	(0.16)	100.00
590-527.000-980.000	CAPITAL EQUIPMENT/CAPITAL IMP	21,500.00	(38,396.45)	(59,442.06)	59,896.45	(178.59)
590-527.000-981.000	CAPITAL EXPENSE - VEHICLE	70,000.00	67,588.00	0.00	2,412.00	96.55
590-527.000-999.101	TRANSFER OUT GENERAL FUND	57,500.00	57,500.04	4,791.67	(0.04)	100.00
Total Dept 527.000 - SEWER OPERATING		2,172,820.00	3,289,293.04	1,258,051.05	(1,116,473.04)	151.38

PERIOD ENDING 06/30/2024

*NOTE: Available Balance / Pct Budget Used does not reflect amounts encumbered.

GL NUMBER	DESCRIPTION	2023-24 AMENDED BUDGET	YTD BALANCE 06/30/2024	ACTIVITY FOR MONTH 06/30/2024	AVAILABLE BALANCE	% BDGT USED
Fund 590 - SEWER FUND						
Expenditures						
Dept 537.000						
590-537.000-752.000	SUPPLIES & SMALL EQUIPMENT	27,000.00	26,947.17	472.70	52.83	99.80
590-537.000-753.000	CHEMICALS	50,000.00	38,870.06	0.00	11,129.94	77.74
590-537.000-758.000	DIESEL FUEL	1,000.00	830.55	0.00	169.45	83.06
590-537.000-853.000	PHONE/COMM/INTERNET	300.00	295.46	22.49	4.54	98.49
590-537.000-917.600	SLUDGE REMOVAL EXPENSE WWTP	77,000.00	76,454.95	0.00	545.05	99.29
590-537.000-919.000	TRASH DISPOSAL	1,500.00	1,763.10	291.16	(263.10)	117.54
590-537.000-920.000	ELECTRIC	78,000.00	90,210.80	8,925.26	(12,210.80)	115.65
590-537.000-921.000	NATURAL GAS/HEAT	30,000.00	34,768.76	0.00	(4,768.76)	115.90
590-537.000-930.007	BUILDING MAINTENANCE - WWTP	3,800.00	4,011.55	291.00	(211.55)	105.57
590-537.000-931.000	EQUIPMENT MAINT/REPAIR	13,000.00	20,029.93	6,057.71	(7,029.93)	154.08
590-537.000-934.100	PUMP & MAIN REPAIR/MAINTENANCE	54,500.00	56,269.25	0.00	(1,769.25)	103.25
590-537.000-952.000	LAB ANALYSIS - WWTP	13,000.00	13,635.00	1,659.00	(635.00)	104.88
590-537.000-952.100	LAB ANALYSIS FEES - PORTAGE	10,000.00	13,929.00	2,594.00	(3,929.00)	139.29
590-537.000-955.000	SUNDRY	250.00	0.00	0.00	250.00	0.00
590-537.000-955.100	ANNUAL GRNDWATER DISCHARGE FEE	9,000.00	8,955.58	0.00	44.42	99.51
590-537.000-980.000	CAPITAL EQUIPMENT/CAPITAL IMP	245,000.00	(17,866.00)	(5,640.00)	262,866.00	(7.29)
Total Dept 537.000		613,350.00	369,105.16	14,673.32	244,244.84	60.18
Dept 538.000						
590-538.000-946.000	ENGINEERING SERVICES	1,700.00	1,900.00	200.00	(200.00)	111.76
590-538.000-946.100	ENGINEERING SERVICES - FREEDOM RIVER	11,900.00	12,417.00	551.00	(517.00)	104.34
590-538.000-955.000	SUNDRY	1,000.00	129,304.00	128,644.00	(128,304.00)	2,930.40
590-538.000-999.101	TRANSFER OUT G/F ADMIN FEE	57,500.00	57,500.04	4,791.67	(0.04)	100.00
Total Dept 538.000		72,100.00	201,121.04	134,186.67	(129,021.04)	278.95
Dept 539.000						
590-539.000-991.000	DEBT SERVICE - PRINCIPAL	525,000.00	5,000.00	719.60	520,000.00	0.95
590-539.000-992.000	INTEREST EXPENSE	130,000.00	88,136.76	(19,942.32)	41,863.24	67.80
590-539.000-993.000	AGENT FEES	1,200.00	141.76	(718.24)	1,058.24	11.81
Total Dept 539.000		656,200.00	93,278.52	(19,940.96)	562,921.48	14.21
Dept 540.000						
590-540.000-917.900	WATER PURCHASE CITY OF BRIGHTON	40,000.00	61,829.76	10,361.52	(21,829.76)	154.57
Total Dept 540.000		40,000.00	61,829.76	10,361.52	(21,829.76)	154.57
TOTAL EXPENDITURES		3,554,470.00	4,014,627.52	1,397,331.60	(460,157.52)	112.95
Fund 590 - SEWER FUND:						
TOTAL REVENUES		4,015,120.00	3,350,758.64	634,070.69	664,361.36	83.45
TOTAL EXPENDITURES		3,554,470.00	4,014,627.52	1,397,331.60	(460,157.52)	112.95
NET OF REVENUES & EXPENDITURES		460,650.00	(663,868.88)	(763,260.91)	1,124,518.88	144.12

PERIOD ENDING 06/30/2024

*NOTE: Available Balance / Pct Budget Used does not reflect amounts encumbered.

GL NUMBER	DESCRIPTION	2023-24 AMENDED BUDGET	YTD BALANCE 06/30/2024	ACTIVITY FOR MONTH 06/30/2024	AVAILABLE BALANCE	% BDGT USED
Fund 591 - WATER DEBT SERVICE FUND						
Revenues						
Dept 000.000						
591-000.000-472.000	SPECIAL ASSESSMENT REVENUE	85,000.00	75,985.60	0.00	9,014.40	89.39
591-000.000-654.503	LCWA-WATER CONNECTION FEES	20,000.00	0.00	0.00	20,000.00	0.00
591-000.000-664.000	INTEREST REVENUE	9,675.00	48,299.61	12,356.87	(38,624.61)	499.22
591-000.000-677.000	SUNDRY	0.00	65,000.00	0.00	(65,000.00)	100.00
591-000.000-699.101	TRANSFER IN GENERAL CAPITAL	154,000.00	154,000.08	12,833.34	(0.08)	100.00
Total Dept 000.000		268,675.00	343,285.29	25,190.21	(74,610.29)	127.77
TOTAL REVENUES		268,675.00	343,285.29	25,190.21	(74,610.29)	127.77
Expenditures						
Dept 000.000						
591-000.000-991.000	DEBT SERVICE - PRINCIPAL	200,000.00	200,000.00	0.00	0.00	100.00
591-000.000-992.000	INTEREST EXPENSE	54,050.00	54,550.00	0.00	(500.00)	100.93
591-000.000-993.000	AGENT FEES	1,700.00	1,025.00	0.00	675.00	60.29
Total Dept 000.000		255,750.00	255,575.00	0.00	175.00	99.93
TOTAL EXPENDITURES		255,750.00	255,575.00	0.00	175.00	99.93
Fund 591 - WATER DEBT SERVICE FUND:						
TOTAL REVENUES		268,675.00	343,285.29	25,190.21	(74,610.29)	127.77
TOTAL EXPENDITURES		255,750.00	255,575.00	0.00	175.00	99.93
NET OF REVENUES & EXPENDITURES		12,925.00	87,710.29	25,190.21	(74,785.29)	678.61
TOTAL REVENUES - ALL FUNDS		17,587,879.00	17,090,709.52	1,926,292.87	497,169.48	97.17
TOTAL EXPENDITURES - ALL FUNDS		17,560,034.00	17,950,046.86	2,381,768.94	(390,012.86)	102.22
NET OF REVENUES & EXPENDITURES		27,845.00	(859,337.34)	(455,476.07)	887,182.34	3,086.15

CASH SUMMARY BY ACCOUNT FOR HAMBURG TWP
 FROM 06/01/2024 TO 06/30/2024
 FUND: ALL FUNDS
 CASH ACCOUNTS

Fund Account	Description	Beginning Balance 06/01/2024	Total Debits	Total Credits	Ending Balance 06/30/2024
Fund 101 General Fund					
002.000	CASH/SAVINGS	6,898,465.16	451,513.15	664,870.95	6,685,107.36
002.100	ARPA FUNDING	6,109.34	0.00	0.00	6,109.34
002.179	TPA HEALTH CARE REIMB	5,292.84	1,500.00	2,547.79	4,245.05
002.200	ESCROW PERFORMANCE BONDS	125,670.75	0.00	0.00	125,670.75
002.279	ZONING REVIEW ESCROW	80,351.11	298.80	2,253.90	78,396.01
002.701	CASH 701 FUND	0.00	0.00	0.00	0.00
004.000	PETTY CASH	200.00	0.00	0.00	200.00
004.100	SENIOR CENTER PETTY CASH	300.00	0.00	0.00	300.00
008.000	CHANGE ACCOUNT	250.00	0.00	0.00	250.00
008.003	HAYCRK/CHAMBERSRDCONSTESCROW	42,980.39	0.00	0.00	42,980.39
008.004	HAYCRK/CHAMBERSRDENGESCROW	27,339.00	0.00	0.00	27,339.00
	General Fund	7,186,958.59	453,311.95	669,672.64	6,970,597.90
Fund 151 CEMETERY TRUST FUND					
003.005	RESTRICTED CEMETERY TRUST	8,137.09	31.13	0.00	8,168.22
Fund 204 Road Fund					
002.000	CASH/SAVINGS	1,297,511.80	21,102.02	1,380.87	1,317,232.95
Fund 206 Fire Fund					
002.000	CASH/SAVINGS	507,795.65	62,542.47	196,123.03	374,215.09
004.000	PETTY CASH	300.00	0.00	0.00	300.00
	Fire Fund	508,095.65	62,542.47	196,123.03	374,515.09
Fund 207 Police Fund					
002.000	CASH/SAVINGS	109,544.38	253,255.19	297,632.35	65,167.22
004.000	PETTY CASH	200.00	0.00	0.00	200.00
	Police Fund	109,744.38	253,255.19	297,632.35	65,367.22
Fund 208 SENIORS, PARKS, LL TRAIL					
002.000	CASH/SAVINGS	693,061.26	58,439.36	68,454.01	683,046.61
Fund 211 Act 302 Training Fund					
002.000	CASH/SAVINGS	2,890.19	0.00	2,250.00	640.19
Fund 213 PA1 TRAINING					
002.000	CASH/SAVINGS	0.00	9,034.43	0.00	9,034.43
Fund 243 BROWNFIELD REDEVELOPMENT AUTHORITY FUND					
002.000	CASH/SAVINGS	3,933.18	15.05	0.00	3,948.23
Fund 245 Public/Capital Improvements					
002.000	CASH/SAVINGS	0.00	0.00	0.00	0.00
Fund 252 HAMBURG TWP AQUATIC WEED CONTROL SAD					
002.000	CASH/SAVINGS	208,309.11	5,578.63	3,428.75	210,458.99
Fund 253 ORE LAKE AQUATIC WEED SAD					
002.000	CASH/SAVINGS	0.00	0.00	0.00	0.00
Fund 265 Drug Enforcement Fund					
002.000	CASH/SAVINGS	2,711.42	13.30	0.00	2,724.72
002.003	FEDERAL FORFEITURE FUNDS	1,083.60	0.00	0.00	1,083.60
002.005	STATE FORFEITURE FUNDS	142.23	0.00	0.00	142.23
	Drug Enforcement Fund	3,937.25	13.30	0.00	3,950.55
Fund 272 Rustic/Lake Pointe Road SAD					
002.000	CASH/SAVINGS	6,034.76	11.90	2,925.00	3,121.66
Fund 273 Scott Drive ROAD SAD					
002.000	CASH/SAVINGS	1,023.35	0.00	650.00	373.35

CASH SUMMARY BY ACCOUNT FOR HAMBURG TWP
 FROM 06/01/2024 TO 06/30/2024
 FUND: ALL FUNDS
 CASH ACCOUNTS

Fund Account	Description	Beginning Balance 06/01/2024	Total Debits	Total Credits	Ending Balance 06/30/2024
Fund 274 002.000	Crystal Drive/Beach Rd Maint CASH/SAVINGS	5,268.39	68.63	0.00	5,337.02
Fund 275 002.000	Norene Ct/Peary Dr SAD - Rd Mn CASH/SAVINGS	4,394.83	16.34	0.00	4,411.17
Fund 276 002.000	Community Dr SAD - Road Maint CASH/SAVINGS	3,574.69	0.00	2,015.00	1,559.69
Fund 277 002.000	Edgelake/Burton Drive SAD CASH/SAVINGS	1,314.39	31.61	0.00	1,346.00
Fund 278 002.000	Downing Drive SAD CASH/SAVINGS	2,560.46	10.97	0.00	2,571.43
Fund 279 002.000	Riverside/Century/Lagoon SAD CASH/SAVINGS	5,167.77	992.18	5,090.00	1,069.95
Fund 280 002.000	Island Shore/Schlenker SAD CASH/SAVINGS	2,123.36	1,692.51	1,700.00	2,115.87
Fund 281 002.000	Campbell Drive SAD CASH/SAVINGS	3,512.24	329.26	525.00	3,316.50
Fund 282 002.000	Mumford Park Lighting SAD CASH/SAVINGS	369.21	22.79	151.19	240.81
Fund 283 002.000	KINGSTON DRIVE MAINTENANCE SAD CASH/SAVINGS	13,443.39	503.99	3,750.00	10,197.38
Fund 284 002.000	Winans Drive SAD CASH/SAVINGS	7,209.77	147.49	2,720.00	4,637.26
Fund 285 002.000	STRAWBERRY INDIANOLA IMP SAD (3129) CASH/SAVINGS	(2,927.10)	712.74	0.00	(2,214.36)
003.497	S'BERRY INDIANOLA DEBT CASH	108,348.96	397.89	0.00	108,746.85
	STRAWBERRY INDIANOLA IMP SAD (3129)	105,421.86	1,110.63	0.00	106,532.49
Fund 286 002.000	SHAN-GRI-LA AQUATIC WEED CONTROL CASH/SAVINGS	3,714.16	455.72	0.00	4,169.88
Fund 287 002.000	DOWNING DR ROAD IMP SAD CASH/SAVINGS	(3,940.38)	0.00	0.00	(3,940.38)
003.499	DOWNING DEBT CASH	27,590.28	90.48	0.00	27,680.76
	DOWNING DR ROAD IMP SAD	23,649.90	90.48	0.00	23,740.38
Fund 302 002.000	Twp FIRE STN Cap Imp Debt Ser CASH/SAVINGS	0.00	0.00	0.00	0.00
002.302	CASH	95,209.48	364.27	0.00	95,573.75
	Twp FIRE STN Cap Imp Debt Ser	95,209.48	364.27	0.00	95,573.75
Fund 375 002.000	Mumford Dredging Debt Retirement CASH/SAVINGS	0.00	0.00	0.00	0.00
003.908	2004 BOND DEBT	3,647.59	13.96	0.00	3,661.55
	Mumford Dredging Debt Retirement	3,647.59	13.96	0.00	3,661.55
Fund 590 002.000	SEWER FUND CASH/SAVINGS	0.00	616,415.63	743,915.63	(127,500.00)
002.002	WATER RECEIPTS FROM BILLS	79,559.98	83,891.48	81,725.46	81,726.00
002.008	CASH - INFRASTRUCTURE DEPOSIT	0.00	0.00	0.00	0.00
002.590	SAVINGS - O&M	103,472.73	704,949.17	808,421.90	0.00
002.908	2004 BOND SERIES CONSTRUCTION	0.00	0.00	0.00	0.00
003.590	SAVINGS - CAP ACTIVITY-ENTERPRS	1,200,610.91	379,159.22	614,001.69	965,768.44

FUND: ALL FUNDS
 CASH ACCOUNTS

Fund Account	Description	Beginning Balance 06/01/2024	Total Debits	Total Credits	Ending Balance 06/30/2024
003.905	98 CONTRACT SAD'S RESTRICTED	3,756.49	14.37	0.00	3,770.86
003.906	01 CSAD'S/MA/TOW/GALL-WHT/BCK	885,804.19	3,389.09	0.00	889,193.28
003.908	2004 BOND DEBT	88,809.30	89,488.78	89,149.08	89,149.00
003.912	MIDLAND SEWER CONTRACT SAD DEBT	(900.75)	1,801.50	1,801.75	(901.00)
003.918	NIMS CONTRACT SAD SEWER CONNECTION	316.23	316.00	316.23	316.00
005.465	WWTP BOND RESERVE	496,587.26	1,899.94	0.00	498,487.20
006.465	WWTP PRINCIPAL/INTER REDEMPTN	786,711.20	17,023.72	3,123.17	800,611.75
006.590	EQUIPMENT RESERVE - ENTERPRISE	1,480,715.47	5,665.22	0.00	1,486,380.69
	SEWER FUND	5,125,443.01	1,904,014.12	2,342,454.91	4,687,002.22
Fund 591	WATER DEBT SERVICE FUND				
002.000	CASH/SAVINGS	664,692.08	15,425.55	0.00	680,117.63
003.907	WATER SYSTEM DEBT (Well)	3,861.97	14.78	0.00	3,876.75
003.910	M36 CORRIDOR WATER DISTRICT DEBT	429,839.44	16,313.55	0.00	446,152.99
	WATER DEBT SERVICE FUND	1,098,393.49	31,753.88	0.00	1,130,147.37
Fund 703	Winter Tax Collection Fund				
002.000	CASH/SAVINGS	1,517.17	0.00	0.00	1,517.17
Fund 805	SPECIAL ASSESSMENT CAPITAL PROJECT FUND				
002.000	CASH/SAVINGS	0.00	0.00	0.00	0.00
Fund 811	PETTYS ROAD REHAB DISTRICT				
002.000	CASH/SAVINGS	0.00	0.00	0.00	0.00
Fund 854	2020-ROAD SAD FUND				
002.000	CASH/SAVINGS	356,109.96	11,745.56	0.00	367,855.52
002.854	2020 SAD ROAD IMPROVE	863,061.92	1,861.61	0.00	864,923.53
	2020-ROAD SAD FUND	1,219,171.88	13,607.17	0.00	1,232,779.05
Fund 855	BOB WHITE BEACH NORTH RD IM SAD				
002.000	CASH/SAVINGS	10,043.85	79,194.48	0.00	89,238.33
Fund 856	FOREST CREEK COURT RD IM SAD				
002.000	CASH/SAVINGS	12,268.95	28,476.30	0.00	40,745.25
Fund 857	HILLSIDE LAKES DRIVE ROAD IMP SA (3169)				
002.000	CASH/SAVINGS	13,436.82	1,227.36	0.00	14,664.18
Fund 858	FOX POINTE BEACH SUBDIVISION RD IM SAD				
002.000	CASH/SAVINGS	21,771.97	29,729.29	0.00	51,501.26
Fund 860	SHAN-GRI-LA SUBDIVISION RD IM SAD				
002.000	CASH/SAVINGS	31,940.28	136,642.54	0.00	168,582.82
Fund 863	ORCHARD VILLAGE SUBDIVISION RD IM SAD				
002.000	CASH/SAVINGS	4,592.43	37,170.44	0.00	41,762.87
Fund 864	MARGARET DRIVE RD IM SAD				
002.000	CASH/SAVINGS	15,357.80	35,487.95	0.00	50,845.75
Fund 865	RIVER RUN SUBDIVISION RD IM SAD				
002.000	CASH/SAVINGS	10,643.17	31,376.25	0.00	42,019.42
Fund 866	CRYSTAL DR & BEACH SUBDIVISION RD IM SAD				
002.000	CASH/SAVINGS	38,421.99	115,930.41	0.00	154,352.40
Fund 867	ZUKEY & REDDING DRIVE RD IM SAD				
002.000	CASH/SAVINGS	17,833.28	65,734.21	0.00	83,567.49
Fund 868	TEAHEN MEADOWS SUBDIVISION RD IM SAD				
002.000	CASH/SAVINGS	(1,800.00)	13,189.41	0.00	11,389.41
Fund 869	MARGARET DR AREA CANAL DREDGING SAD				

FROM 06/01/2024 TO 06/30/2024

FUND: ALL FUNDS
CASH ACCOUNTS

Fund Account	Description	Beginning Balance 06/01/2024	Total Debits	Total Credits	Ending Balance 06/30/2024
002.000	CASH/SAVINGS	(960.00)	35,698.00	0.00	34,738.00
	TOTAL - ALL FUNDS	<u>17,928,294.19</u>	<u>3,428,418.07</u>	<u>3,600,922.75</u>	<u>17,755,789.51</u>

TAB 2

CASH FLOW ANALYSIS/DEBT PAYMENT SCHEDULES

The cash flow analysis is included in tab 2. The cash flow analysis has actual cash flows for June 2024

The funds included in the pooled cash flow are general, fire, police, parks, public capital improvements and sewer operations and maintenance, WWTP debt accounts, cemetery, sewer equipment reserve, road maintenance SADs, performance bonds, SAD debt and escrows.

Tab 2 also includes a debt payment schedules for fiscal year 2023-2024.

The cash flow analysis and the debt payment schedules assist the Treasurer's staff in determining maturity dates on future investments by determining cash needs for each month.

**HAMBURG TOWNSHIP
POOLED CASH
FY 23/24**

CASH INFLOWS	JULY	AUGUST	SEPTEMBER	OCTOBER	NOVEMBER	DECEMBER	JANUARY	FEBRUARY	MARCH	APRIL	MAY	JUNE	Total for All Periods
PROPERTY TAXES	-	-	-	-	-	748,426	3,759,696	2,428,694	3	-	-	275,729	7,212,547
STATE REVENUE SHARING	-	374,431	-	11,860	441,916	-	431,416	-	393,099	-	373,319	-	2,026,041
CABLE FRANCHISE FEES	-	76,680	-	-	73,369	-	-	71,649	-	-	69,424	-	291,121
INTEREST EARNINGS	59,611	74,203	64,829	35,521	32,780	85,137	52,118	44,113	78,559	74,843	128,737	69,504	799,955
PROPERTY TAX ADMIN FEES	-	15,041	101,678	2,250	-	-	135,872	96,950	-	-	-	-	8,508
OTHER CASH RECEIPTS	408,481	460,856	-	75,604	278,398	383,598	427,513	622,810	367,407	-	406,421	676,138	4,107,226
UTILITY BILL RECEIPTS	233,813	173,299	11,447	249,706	155,998	19,944	235,576	158,038	33,542	240,668	157,963	18,729	1,688,724
NEW SEWER HOOKUPS	35,208	44,199	64,453	6,408	-	-	155,500	90,000	47,188	-	-	-	60,808
MMRMA LIAB INS EXCESS DIST	-	57,115	-	-	-	-	-	-	-	-	-	-	57,115
FROM FORFEITURE - BUDGETED	-	-	-	-	-	-	-	-	-	-	-	-	-
SAD PAYOFFS	13,394	-	-	994	-	-	6,632	-	4,182	-	182,802	607,561	815,566
ANNUAL SAD ON TAX BILLS	-	-	-	-	-	-	-	-	-	-	-	-	-
Total Cash Inflows	\$750,507	\$1,275,824	\$242,407	\$382,343	\$982,462	\$1,237,105	\$5,204,322	\$3,512,253	\$923,981	\$315,512	\$1,318,666	\$1,716,977	\$17,862,357

347,891

CASH OUTFLOWS	JULY	AUGUST	SEPTEMBER	OCTOBER	NOVEMBER	DECEMBER	JANUARY	FEBRUARY	MARCH	APRIL	MAY	JUNE	Total for All Periods
MONTHLY PAYROLL	576,215	699,619	467,495	402,177	448,933	507,705	497,472	679,251	473,496	466,247	462,318	496,226	\$6,177,155
BENEFITS	265,037	190,877	163,273	139,478	197,096	174,547	149,635	165,063	169,245	165,464	165,761	158,911	\$2,104,386
AUDIT	-	8,000	21,320	22,835	10,400	10,995	-	-	-	-	-	-	\$73,550
LIABILITY/CASUALTY INSURANCE	132,234	-	-	-	-	132,234	-	-	-	-	-	139,997	\$404,464
UTILITIES	20,907	23,452	16,169	18,280	18,752	17,284	69,561	39,270	33,432	52,403	27,937	26,129	\$363,576
DUST CONTROL	18,225	10,052	23,933	9,300	1,000	-	870	14,885	665	13,492	36,465	13,413	\$142,301
TREATMENT/SLUDGE HAUL EXP	-	-	-	37,307	-	-	-	39,148	-	-	-	-	\$76,455
OTHER EXPENDITURES	435,521	385,725	199,154	592,872	438,064	365,560	332,708	263,655	456,900	258,782	190,983	494,712	\$4,414,635
FUEL	10,166	9,333	13,063	10,739	10,347	9,746	6,902	10,241	12,390	14,802	10,039	13,383	\$131,151
VEHICLE PURCHASE	-	-	71,754	-	-	-	-	-	67,588	-	-	-	\$139,342
GRINDER PARTS/PUMP MAINT	29,016	33,251	35,909	96,431	73,500	5,018	9,923	28,886	44,123	4,350	20,617	353,461	\$734,485
CAPITAL EQUIPMENT & IMPROVEMENTS	26,664	66,602	138,593	270,833	567,604	356,238	208,529	371,604	85,679	255,388	4,117	46,769	\$2,398,620
ROAD IMPROVEMENTS	-	205,774	-	371,777	-	-	-	-	-	-	-	-	\$0
DEBT	-	410,056	-	-	-	-	-	527,666	-	-	298,305	-	\$1,236,027
Total Cash Outflows	\$1,513,984	\$2,042,741	\$1,297,272	\$1,972,027	\$1,765,697	\$1,579,326	\$1,275,600	\$2,139,670	\$1,343,518	\$1,230,928	\$1,216,542	\$1,743,001	\$19,120,307

SUMMARY	JULY	AUGUST	SEPTEMBER	OCTOBER	NOVEMBER	DECEMBER	JANUARY	FEBRUARY	MARCH	APRIL	MAY	JUNE	Total for All Periods
Net Cash Flow	(\$763,477)	(\$766,917)	(\$1,054,864)	(\$1,589,684)	(\$783,235)	(\$342,221)	\$3,928,722	\$1,372,582	(\$419,538)	(\$915,416)	\$102,123	(\$26,024)	(\$1,257,950)
Beginning cash balance	\$19,012,222	18,248,745	17,481,828	16,426,964	14,837,279	14,054,045	13,711,823	17,640,546	19,013,128	18,593,590	17,678,174	17,780,297	\$19,012,222
Cumulative Net Cash Flow	\$18,248,745	\$17,481,828	\$16,426,964	\$14,837,279	\$14,054,045	\$13,711,823	\$17,640,546	\$19,013,128	\$18,593,590	\$17,678,174	\$17,780,297	\$17,754,272	\$17,754,272

18,248,745

17,481,828

16,426,964

14,837,279

14,054,045

13,711,823

17,640,546

19,013,128

18,593,590

17,678,174

17,780,297

17,754,272

POOLED CASH:

GENERAL(101), FIRE(206), POLICE(207), REC(208), ACT 302(211), PUBLIC CAP IMP(245), SEWER O&M, ROAD MAINT SAD, CEMETERY, EQUIPMENT RESERVE, ESCROW, DEBT ACCOUNTS

**HAMBURG TOWNSHIP
DEBT PAYMENT SCHEDULE
FISCAL YEAR 2023-24**

DEBT ISSUE	INTEREST DUE DATE	PRIN & INTEREST DUE DATE	ADMIN FEE DUE DATE	AMOUNT DUE	PRINCIPAL		PRINCIPAL OUTSTANDING FY 2023-24	Terms
					principal	interest		
\$1,173,000 Bond Sale	12 REFUNDING (2002 WATER)		4/1/2024				820,000	10/1/2031
	12 REFUNDING (2002 WATER)	4/1/2024		13,400		13,400		
	12 REFUNDING (2002 WATER)		10/1/2023	114,900	100,000	14,900		
\$1,455,000 Bond Sale	2008 WATER SYS PROJ	10/1/2023		13,125		13,125	525,000	4/1/2028
	2008 WATER SYS PROJ		4/1/2024	-				
	2008 WATER SYS PROJ		4/1/2024	115,625	100,000	15,625		
5308-01 Project MFA	2009 ORE LAKE SRF	4/1/2024		5,240		5,240	419,202	10/1/2029
	2009 ORE LAKE SRF		10/1/2023	76,115	70,000	6,115		
\$445,000 SAD Bond Sale	2010 IND/DOWNING	10/1/2023		4,056		4,056	120,000	
	2010 IND/DOWNING	4/1/2024		29,056	25,000	4,056		4/1/2030
5301-01 Project MFA	2010 WWTP IMP		10/1/2023	188,750	170,000	18,750	1,330,000	10/1/2030
	2010 WWTP IMP	4/1/2024		16,625		16,625		
\$4,590,000 Bond Sale	2007 WWTP REFUNDING	7/1/2023		309,219	285,000	24,219	875,000	7/1/2026
	2007 WWTP REFUNDING		1/1/2024	12,495	-	12,495		
\$3,315,000 Bond Sale	Special Assessments	10/1/2023		30,900		30,900	2,060,000	4/1/2030
		4/1/2024		376,000	340,000	36,000		
				1,305,506	1,090,000	215,506	6,149,202	
						1,305,506		Including yearly fees



10405 Merrill Road ♦ P.O. Box 157
Hamburg, MI 48139
Phone: 810.231.1000 ♦ Fax: 810.231.4295
www.hamburg.mi.us

TAB 3

PROPERTY TAXES:

Fiscal Year 2023/24:

The 2023/24 tax collection cycle began July 1, 2023 and ended February 29, 2024. All unpaid tax bills on March 1, 2024 were turned over delinquent to the Livingston County Treasurer for further collection efforts. Hamburg Township will no longer be able to collect payments on those tax bills turned over. Any unpaid tax bills must be paid directly to the Livingston County Treasurer.

The first section of Tab 3 contains a 10-year comparison table of the following information: 1) taxable values for all properties in Hamburg Township; 2) taxes billed on all properties; and, 3) the percentage of delinquent tax bills sent to Livingston County.

Section 2 of Tab 3 is a chart of the past 10 years of annual budgeted millage rate.

Section 3 of Tab 3 is a table that shows the millage rates for each taxing entity for which the township collects taxes. These entities are Hamburg Township, Hamburg Township Library, Livingston County, Pinckney, Brighton, and Dexter Schools, Livingston and Washtenaw County Intermediate School Districts, and Dexter Library.

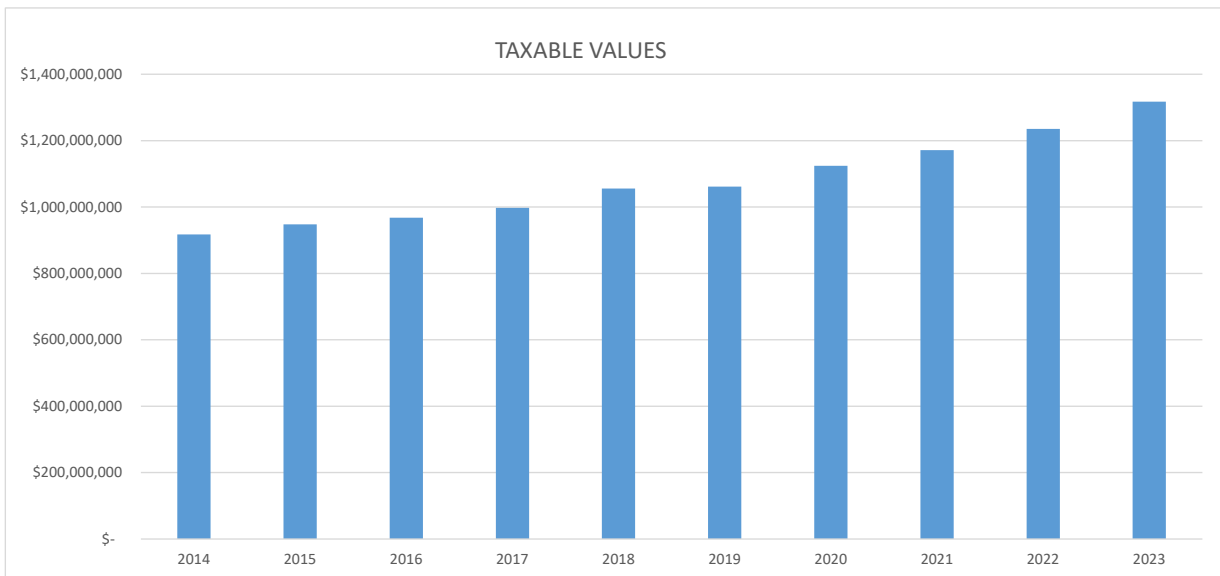
**Hamburg Township
Fiscal Year 2023-24 Annual Budget
History of Taxable Values**

Property Taxes:

Property taxes are expressed in terms of millage with one mill being equal to \$1.00 per thousand dollars of taxable value. Assessing records maintain two values for each property in the Township. Prior to Proposal A, all property was taxed based on the State Equalized Value (S.E.V.), which represents 50% of the true cash value. Proposal A limits the increase in value attributed to market changes to the lesser of 5% or the Inflation Rate Multiplier (previously referred to as Consumer Price Index). The one exception refers to properties that change ownership, which brings the taxable value equal to the S.E.V.

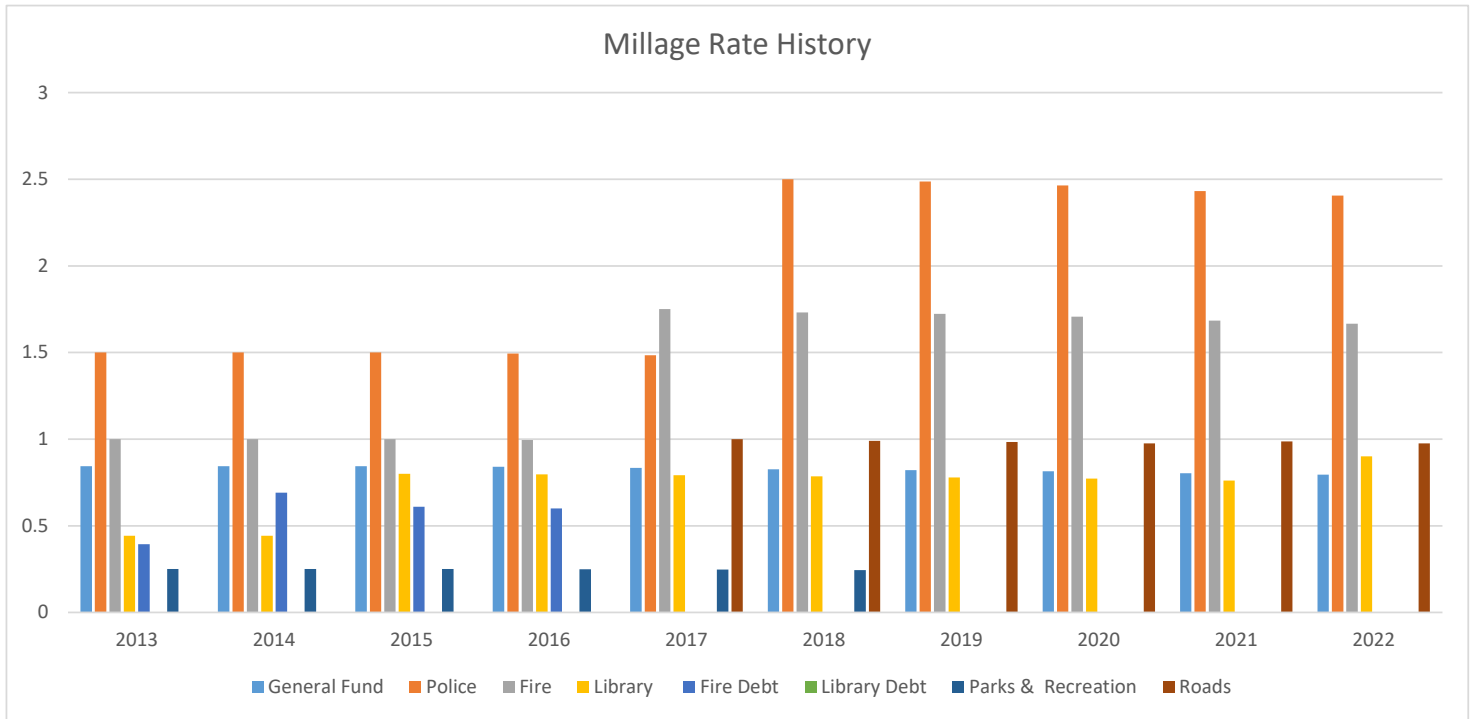
The following shows the history of taxable values of prior years.

Tax Year	Taxable Value
2014	\$ 917,520,530
2015	\$ 948,085,112
2016	\$ 967,818,734
2017	\$ 997,810,022
2018	\$ 1,055,544,188
2019	\$ 1,061,210,928
2020	\$ 1,123,880,169
2021	\$ 1,171,442,304
2022	\$ 1,235,111,138
2023	\$ 1,317,197,164



Hamburg Township
Fiscal Year 2023-2024 Annual Budget
Millage Rate History
Actual from Fiscal Year 2013 - 2022

Fiscal Year	General Fund	Police	Fire	Library	Fire Debt	Library Debt	Parks & Recreation	Roads
2013	0.8442	1.5000	1.0000	0.4418	0.3932		0.2500	
2014	0.8442	1.5000	1.0000	0.4418	0.6904		0.2500	
2015	0.8442	1.5000	1.0000	0.8000	0.6100		0.2500	
2016	0.8405	1.4935	0.9957	0.7965	0.6000		0.2489	
2017	0.8349	1.4836	1.7500	0.7912			0.2472	1.0000
2018	0.8262	2.5000	1.7318	0.7859			0.2445	0.9896
2019	0.8217	2.4867	1.7226	0.7787				0.9843
2020	0.8143	2.4645	1.7072	0.7717				0.9755
2021	0.8034	2.4317	1.6844	0.7614				0.9867
2022	0.7948	2.4056	1.6663	0.9000				0.9761



** Fire Millage voted in August of 2016
 ** Road Millage voted in August of 2016
 ** Police millage voted in August 2018

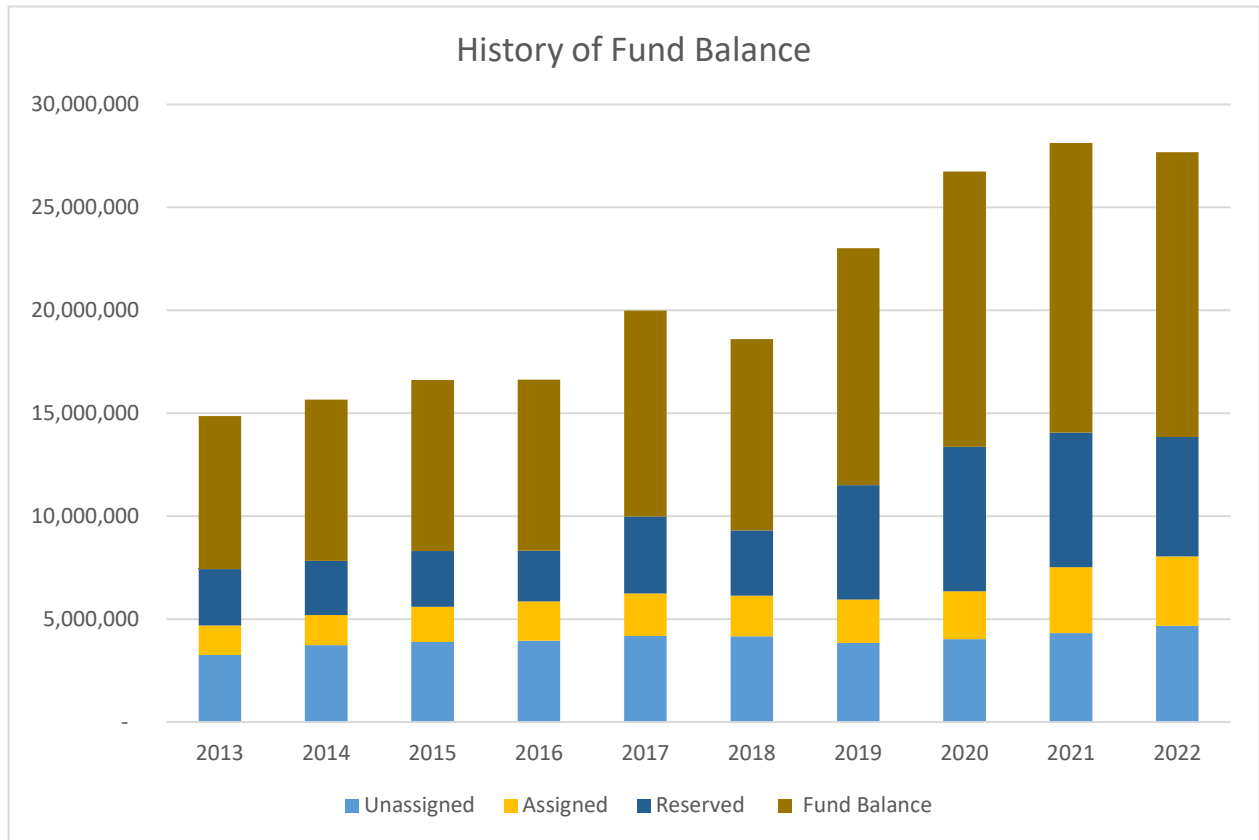
**Hamburg Township
Fiscal Year 2023-24 Annual Budget
History of Fund Balance**

Year End	Unreserved Unassigned	Designated Assigned	Restricted Reserved	Total Fund Balance
2013	3,256,455	1,430,998	2,743,028	7,430,481
2014	3,741,357	1,459,918	2,626,759	7,828,034
2015	3,889,089	1,706,751	2,712,022	8,307,862
2016	3,957,943	1,909,150	2,451,521	8,318,614
2017	4,187,873	2,054,559	3,749,157	9,991,589
2018	4,173,323	1,968,604	3,158,128	9,300,055
2019	3,837,996	2,117,364	5,550,531	11,505,891
2020	4,027,984	2,325,398	7,020,424	13,373,806
2021	4,322,432	3,203,356	6,538,932	14,064,720
2022	4,669,597	3,378,369	5,793,619	13,841,585

Restricted/Reserved: Prepaid, Long term receiveables, Roads, Police, Fire, Debt service, Parks & Recreation, Cemetery, SAD maint.

Unreserved/Unassigned: General Fund

Assigned: Library, Building Maintenance, Equipment, Vehicles, Flood Prevention





10405 Merrill Road ♦ P.O. Box 157
Hamburg, MI 48139
Phone: 810.231.1000 ♦ Fax: 810.231.4295
www.hamburg.mi.us

TAB 4

MONTHLY BANK AND INVESTMENT REPORT:

Fiscal Year 2023/24:

The information in this tab includes:

- 1) Name of financial institution in which Hamburg Township has money deposited/invested
- 2) Type of account
- 3) Amount in account
- 4) Interest rate
- 5) Maturity rate of investment, if applicable.

The Township invests cash not needed for immediate purchases into various investments such as certificates of deposit. The maturity dates on CDs are “laddered” so that one or more matures in order to meet projected cash flow needs. The laddering strategy ensures that funds are invested for optimal earnings while keeping funds available for day-to-day expenses and for debt service payments.

Property tax collection season is from July 1 through February 29 of the following year. The Township is the collection point for township, school and county millages. During tax collection season, much of the cash in the pooled account is waiting for distribution to taxing entities outside of the township.

Other cash balances in the pooled account and in investments are restricted for future debt service payments for bonds used to finance special assessment districts.

Monthly Report
6/30/2024

BANK	TOTAL BAL	BALANCE VERIFICATION DATE
CIBC	\$1,865,313.85	6/30/2024
CONSUMERS CREDIT UNION	\$246,074.09	6/30/2024
FLAGSTAR	\$2,554,632.28	6/30/2024
FIFTH THIRD BANK	\$593,493.50	6/30/2024
HILLTOP SECURITIES	\$450,000.00	6/30/2024
HORTZON	\$525,079.31	6/30/2024
INDEPENDENT BANK	\$245,000.00	6/30/2024
MICHIGAN CLASS	\$6,450,050.30	6/30/2024
MICHIGAN STATE UNIVERSITY	\$475,665.33	6/30/2024
PFM/GOV MIC	\$1,029,571.65	6/30/2024
RW BAIRD	\$500,000.00	6/30/2024
THE STATE BANK	\$3,223,984.34	6/30/2024
TOTAL	\$18,158,864.65	

CIBC
6/30/2024

ACCOUNT NAME	INV TYPE		INV/RENEW	MATURITY	INT RATE	PRIOR BAL	INT EARNED		CURRENT BAL
POOLED	EAGLE BANK-CDAR	CDAR	8/24/2023	8/22/2024	5.25%	\$245,247.95	\$1,060.47		\$246,308.42
POOLED	SECURITY FIRST BANK- CDAR	CDAR	8/24/2023	8/22/2024	5.25%	\$15,100.18	\$65.29		\$15,165.47
POOLED	First Business Bank - CDAR	CDAR	9/28/2023	9/26/2024	5.25%	\$15,024.37	\$64.97		\$15,089.34
POOLED	River City Bank - CDAR	CDAR	9/28/2023	9/26/2024	5.25%	\$244,016.50	\$1,055.15		\$245,071.65
POOLED	CD		5/24/2023	5/23/2024	4.90%	\$500,000.00	\$24,840.28		\$0.00
POOLED	First Western Trust Bank		5/23/2024	5/22/2025	5.00%	\$235,790.50	\$970.93		\$236,761.43
POOLED	Israel Discount Bank of New York		5/23/2024	5/22/2025	5.00%	\$235,790.50	\$970.93		\$236,761.43
POOLED	Univest Bank and Trust Co.		5/23/2024	5/22/2025	5.00%	\$53,906.69	\$221.97		\$54,128.66
POOLED	CD		7/12/2023	7/11/2024	5.25%	\$278,560.78			\$278,560.78
POOLED	AMERICAN NATIONAL BANK & TRUST -CDAR		12/28/2023	12/26/2024	5.05%	\$47,203.75	\$196.32		\$47,400.07
POOLED	CALPRIVATE BANK-CDAR		12/28/2023	12/26/2024	5.05%	\$240,637.82	\$1,000.82		\$241,638.64
POOLED	CATHAY BANK-CDAR		12/28/2023	12/26/2024	5.05%	\$240,637.82	\$1,000.82		\$241,638.64
POOLED	LIBERTY NATIONAL BANK-CDAR		12/28/2023	12/26/2024	5.05%	\$6,761.20	\$28.12		\$6,789.32
							\$31,476.07		\$1,865,313.85

Consumers Credit Union
6/30/2024

ACCOUNT NAME	INV TYPE		INV/RENEW	MATURITY	INT RATE	PRIOR BAL	INT EARNED		CURRENT BAL
POOLED	CD		5/16/2024	2/16/2025	5.18%	\$245,000.00	\$1,074.09		\$246,074.09
BANK TOTAL									\$246,074.09

**interest payment does not affect the montly current balance; funds hit the pooled account

Flagstar CDARS CD's

6/30/2024

INVESTMENT TYPE / TERM

	INV NAME		INV/RENEW	MATURITY	INT RATE	PRIOR BALANCE	INT EARNED		CURRENT BAL
2004 SAD CONSTRUCTION	First-Citizens Bank & Trust Company	CDAR-52 WEEK	8/10/2023	8/8/2024	4.81%	\$193,511.07			\$193,511.07
HEY CREEK CONSTRUCTION	American National Bank & Trust	CDAR-52 WEEK	8/17/2023	8/15/2024	4.81%	\$41,705.89			\$41,705.89
HEY CREEK ENGINEERING	CD	CD-12 MONTHS	8/21/2023	8/21/2024	5.08%	\$28,613.50			\$28,613.50
2004 SAD CONSTRUCTION	CD	CD-12 MONTHS	8/22/2023	8/22/2024	5.08%	\$59,390.59			\$59,390.59
POOLED	CD	CD-12 MONTHS	8/22/2023	8/22/2024	5.08%	\$56,201.71			\$56,201.71
2004 SAD CONSTRUCTION	Investar Bank		1/25/2024	7/25/2024	4.88%	\$242,500.00			\$242,500.00
2004 SAD CONSTRUCTION	R Bank		1/25/2024	7/25/2024	4.88%	\$93,143.05			\$93,143.05
POOLED	CD TERMS 269 Days		2/2/2024	10/28/2024	5.03%	\$25,381.92			\$25,381.82
POOLED	CD TERM 269 DAYS		4/8/2024	1/2/2025	5.30%	\$57,942.68			\$57,942.68
POOLED	checking account				2.00%	\$2,005,622.66	\$2,909.84		\$1,744,454.55
PAYROLL	checking account				1.05%	\$19.75			\$19.75
DISBURSEMENT	checking account				1.05%				\$0.00
HEALTH REIMBURSEMENT	reimbursement account				1.05%	\$7,815.03	\$7.08		\$7,815.03
FEDERAL DRUG	savings account				4.15%	\$3,950.64	\$13.39		\$3,950.64
							\$2,930.31		\$2,554,632.28

FIFTH THIRD BANK

6/30/2024

ACCOUNT NAME	INV TYPE		INT/RENEW	MATURITY	INT RATE	PRIOR BAL	INT EARNED	FEE	CURRENT BAL
Fifth Third Bank	CD		3/19/2024	3/19/2025	5.10%	\$300,000.00			\$300,000.00
United States Treas	Treasury Bill - zero coupon		4/25/2024	9/26/2024	5.25%	\$293,493.50			\$293,493.50
									\$593,493.50

HILLTOP SECURITIES

6/30/2024

ACCOUNT NAME	INV TYPE		INT/RENEW	MATURITY	INT RATE	PRIOR BAL	INT EARNED	FEE	CURRENT BAL
Federal Home Loan Mtg Corp	Bond	3134GY3S9	9/22/2023	11/22/2024	5.43%	\$250,000.00			\$250,000.00
JP Morgan Chase Bk	Bond	46656M6V8	5/17/2024	4/17/2025	5.45%	\$200,000.00			\$200,000.00
									\$450,000.00

Horizon Bank
6/30/2024

ACCOUNT NAME	INV TYPE	INV/RENEW	MATURITY	INT RATE	PRIOR BAL	INT EARNED		CURRENT BAL
Micro Buesinss Checking								\$30.00
POOLED	CD	9/26/2023	6/26/2024	5.14%	\$250,000.00	\$9,819.21		\$0.00
POOLED	CDAR	3/28/2024	03/27.2025		\$525,049.31			\$525,049.31
								\$525,079.31

Independent Bank
6/30/2024

ACCOUNT NAME	INV TYPE	INV/RENEW	MATURITY	INT RATE	PRIOR BAL	INT EARNED		CURRENT BAL
POOLED	CD	5/2/2024	8/19/2024	4.95%	\$245,000.00			\$245,000.00
BANK TOTAL								\$245,000.00

Michigan Class
6/30/2024

ACCOUNT NAME	INV TYPE	INV/RENEW	MATURITY	INT RATE		INT EARNED		CURRENT BAL
POOLED	CASH	MONEY MKT		5.39%		\$ 25,953.91		\$ 6,450,050.30
BANK TOTAL						\$ 25,953.91		\$ 6,450,050.30

**Michigan State University Federal
 Credit Union**
6/30/2024

ACCOUNT NAME	INV TYPE	INV/RENEW	MATURITY	INT RATE	PRIOR BAL	INT EARNED	FEE	CURRENT BAL
Gen Acct - Business Spartan Saver-05	Savings account				\$6.10			\$6.10
POOLED	CD-13 MONTH	5/30/2023	6/30/2024	4.53%	\$211,367.27	\$2,392.94		\$213,760.21
POOLED	CD-13 month	7/21/2023	8/21/2024	4.92%	\$258,715.80	\$3,183.22		\$261,899.02
						\$5,576.16		\$475,665.33

PFM/GovMIC
6/30/2024

ACCOUNT NAME	INV TYPE	INV/RENEW	MATURITY	INT RATE	PRIOR BAL	INT EARNED		CURRENT BAL
Hamburg Township/GovMIC				5.45%	\$29,442.43	\$129.22		\$29,571.65
POOLED	MILAF TERM - 270 DAYS	5/10/2024	2/6/2025	5.37%	\$1,000,000.00			\$1,000,000.00
						\$129.22		\$1,029,571.65

Robert Baird & Co.

6/30/2024

ACCOUNT NAME	INV TYPE		INV/RENEW	MATURITY	INT RATE	PRIOR BAL	INT EARNED		CURRENT BAL
POOLED	government AGY BOND /FEDL NATL MTG ASSN		6/5/2023	5/22/2024	5.28%	\$500,000.00			\$500,000.00
									\$500,000.00

The State Bank

6/30/2024

ACCOUNT NAME	INV TYPE		INV/RENEW	MATURITY	INT RATE	PRIOR BAL	INT EARNED		CURRENT BAL
MONEY MARKET	MONEY MARKET				3.07%	\$0.00			\$0.00
ICS Promo DDA Acct	INSURED CASH SWEEP				4.40%	\$3,212,346.88	\$ 11,637.46		\$3,223,984.34
BANK TOTAL									\$3,223,984.34

V Drive: Treasury / Finance Committee Meetings Info and Bank
 Sheet / Finance Meeting Spreadshett 2023-2024 /

Hamburg Township
Approved Financial Institutions
Revised 11/17/2022

Ann Arbor State Bank 125 W. William St. Ann Arbor, MI 48104	Robert W. Baird & Co. 4017 Hillsboro Pike Suite 403 Nashville, TN 37215
Brighton Commerce Bank 8700 No. Second Street Brighton, MI 48116	The State Bank 175 N Leroy St. P.O. Box 725 Fenton, MI 48430-0725
CIBC 34901 Woodward Avenue Suite 200 Birmingham, MI 48009	PNC 5290 W. Pierson Rd Flushing, MI 48433
Comerica Bank Municipalities Group PO Box 75000 Detroit, MI 48226	Independent Bank 201 W. Big Beaver Rd. Suite 125 Troy, MI 48084
Fifth Third Bank Public Funds Banking 1000 Town Center, Suite 1400 Southfield, MI 48075	MSU Federal Credit Union 3777 West Rd East Lansing MI 48823
First National Bank 101 East Grand River Howell, MI 48843	PFM Asset Management 535 Griswold Street, Suite 550 I Detroit, MI. 48226
Flagstar Bank Public Funds Group 5151 Corporate Drive Troy, MI 48098	Consumers Credit Union 7200 Elm Valley Drive Kalamazoo, MI 49009
Huntington Bank 801 W. Big Beaver Rd. Troy, MI 48084	
JP Morgan Chase Municipal Banking Group 620 S. Capitol Ave Lansing, MI 48933	
Level One 32991 Hamilton Ct Farmington Hills, MI 48334	
Michigan Class 3135 S. State Street, Suite 108 Ann Arbor, MI 48108	
Old National Bank 205 W. Grand River Ave Suite 102 Brighton, MI 48116	
Horizon Bank 2555 Crooks Road Suite 100 Troy, MI 48084	

TAB 5

FIVE-YEAR FORECAST

Tab 5 is the five-year forecast for the Township, which was updated in June 2023.

**HAMBURG TOWNSHIP
GENERAL FUND FINANCIAL PROJECTION**

	ACTUAL FY 2019/20	ACTUAL FY 2020/21	ACTUAL FY 2021/22	BUDGETED FY 2022/23	PROJECTED FY 2023/24	PROJECTED FY 2024/25	PROJECTED FY 2025/26	PROJECTED FY 2026/27	PROJECTED FY 2027/28	PROJECTED FY 2028/29
REVENUES:										
PROPERTY TAXES	885,813	921,075	943,992	981,700	1,046,908	1,067,846	1,089,203	1,110,987	1,133,207	1,155,871
PROP TAX ADMIN FEE	338,157	351,112	492,124	495,000	380,000	387,600	395,352	403,259	411,324	419,551
STATE SHARED REVENUE	1,889,284	2,227,926	2,367,409	2,276,972	2,421,991	2,470,431	2,519,839	2,570,236	2,621,641	2,674,074
CABLE FRANCHISE FEE	345,266	336,447	341,152	341,152	350,000	350,000	350,000	350,000	350,000	350,000
ADMIN FEE FROM SEWER FUND	115,000	115,000	115,000	115,000	115,000	115,000	115,000	115,000	115,000	115,000
INTEREST REVENUE	88,591	3,032	20,182	20,000	165,000	20,000	20,000	20,000	20,000	20,000
ALL OTHER	278,791	158,902	24,443	1,423,706	141,050	275,000	277,750	280,528	283,333	286,166
TOTAL REVENUES & TRANSFERS	3,940,902	4,113,494	4,304,302	5,653,530	4,619,949	4,685,877	4,767,145	4,850,010	4,934,505	5,020,662
EXPENDITURES:										
SALARIES AND WAGES	1,564,477	1,619,670	1,467,510	1,500,871	1,407,600	1,477,980	1,551,879	1,629,473	1,710,947	1,796,494
HEALTH INSURANCE	286,945	328,193	277,392	297,790	307,200	328,704	351,713	376,333	402,677	430,864
RETIREMENT	141,274	243,389	121,916	117,780	136,400	143,220	150,381	157,900	165,795	174,085
FICA	121,920	125,187	110,624	115,213	110,750	113,065	118,719	124,655	130,887	137,432
OTHER PERSONNEL COSTS	7,829	7,986	8,145	8,308	13,700	13,974	14,253	14,539	14,829	15,126
OTHER OPERATING COSTS	852,536	777,014	1,144,441	3,530,642	1,639,667	1,721,651	1,807,733	1,898,120	1,993,026	2,092,677
TRANSFER TO POLICE OPERATING	250,000	250,000	250,000	-	-	-	-	-	-	-
TRANSFER TO PARKS - OPERATING	450,363	423,120	515,868	400,000	595,831	420,000	420,000	420,000	420,000	420,000
TOTAL EXPENDITURES	\$ 3,697,345	\$ 3,796,558	\$ 3,917,896	\$ 5,970,604	\$ 4,211,148	\$ 4,218,594	\$ 4,414,679	\$ 4,621,019	\$ 4,838,161	\$ 5,066,678
OPERATING SURPLUS (SHORTFALL)	\$ 243,558	\$ 316,936	\$ 386,406	\$ (317,074)	\$ 408,801	\$ 467,283	\$ 352,466	\$ 228,991	\$ 96,344	\$ (46,016)
FUND BALANCE - BEGINNING OF YEAR	\$ 4,746,737	\$ 4,990,295	\$ 5,307,229	\$ 5,693,635	\$ 5,450,743	\$ 5,859,544	\$ 6,326,827	\$ 6,679,293	\$ 6,908,284	\$ 7,004,628
FUND BALANCE - END OF YEAR	\$ 4,990,295	\$ 5,307,231	\$ 5,693,635	\$ 5,376,560	\$ 5,859,544	\$ 6,326,827	\$ 6,679,293	\$ 6,908,284	\$ 7,004,628	\$ 6,958,613
FUND BALANCE RESERVED FOR WATER RECEIVABLE***	459,648	459,648	459,648	459,648	459,648	459,648	459,648	459,648	459,648	459,648
OTHER DESIGNATED FUND BALANCE **	502,661	502,701	564,390	564,430	564,470	564,510	564,550	564,590	564,630	564,670
UNDESIGNATED FUND BALANCE	\$ 4,027,986	\$ 4,344,882	\$ 4,669,597	\$ 4,352,482	\$ 4,835,426	\$ 5,302,669	\$ 5,655,095	\$ 5,884,046	\$ 5,980,350	\$ 5,934,295

** Committed Fund Balances, Assets held for resale, prepaids

*** Long-term receivable

Board Resolution FB 125% of operating expenses difference	4,621,681	4,745,698	4,897,370	7,463,256	5,263,935	5,273,243	5,518,349	5,776,274	6,047,701	6,333,347
	\$ 368,614	\$ 561,533	\$ 796,265	\$ (2,086,695)	\$ 595,609	\$ 1,053,584	\$ 1,160,945	\$ 1,132,010	\$ 956,927	\$ 625,266

**HAMBURG TOWNSHIP
ROAD FUND FINANCIAL PROJECTION**

	ACTUAL FY 2019/20	ACTUAL FY 2020/21	ACTUAL FY 2021/22	BUDGET FY 2022/23	PROJECTED FY 2023/24	PROJECTED FY 2024/25	PROJECTED FY 2025/26	PROJECTED FY 2026/27	PROJECTED FY 2027/28	PROJECTED FY 2028/29
Property Tax Revenue	1,064,198	1,097,404	1,163,891	1,209,591	658,599	678,357	698,707	719,668	741,259	763,496
Other Revenue	-	-	-	-	4,000	-	-	-	-	-
Interest Income	31,357	5,977	3,075	3,000	6,500	4,000	3,000	3,000	3,000	3,000
Total Revenue	1,095,555	1,103,381	1,166,966	1,212,591	669,099	682,357	701,707	722,668	744,259	766,496
Expenditures	164,498	1,342,242	1,628,416	1,359,400	633,400	660,000	660,000	660,000	660,000	660,000
Excess of Revenue Over (Under) Expenditures	931,056	(238,861)	(461,450)	(146,809)	35,699	22,357	41,707	62,668	84,259	106,496
Beginning Fund Balance	1,072,920	2,003,986	1,765,125	1,303,675	1,166,146	1,201,845	1,201,845	1,224,201	1,243,552	1,286,870
Ending Fund Balance	\$ 2,003,976	\$ 1,765,125	\$ 1,303,675	\$ 1,156,866	\$ 1,201,845	\$ 1,224,201	\$ 1,243,552	\$ 1,286,870	\$ 1,327,810	\$ 1,393,366

Millage voted November 2016 Millage expires in 2020
Levied on December 1 collected through February 28

**HAMBURG TOWNSHIP
FIRE FUND FINANCIAL PROJECTION**

	ACTUAL FY 2019/20	ACTUAL FY 2020/21	ACTUAL FY 2021/22	BUDGET FY 2022/23	PROJECTED FY 2023/24	PROJECTED FY 2024/25	PROJECTED FY 2025/26	PROJECTED FY 2026/27	PROJECTED FY 2027/28
REVENUES:									
PROPERTY TAXES	1,862,464	1,920,387	1,976,373	2,058,065	2,194,846	2,238,743	2,283,517	2,329,188	2,375,772
TRANSFER IN FROM GENERAL FUND	-	-	-	-	-	-	-	-	-
ALL OTHER	42,346	217,083	20,408	9,150	19,800	19,998	20,198	20,400	20,604
TOTAL REVENUES & TRANSFERS	\$ 1,904,810	\$ 2,137,470	\$ 1,996,781	\$ 2,067,215	\$ 2,214,646	\$ 2,258,741	\$ 2,303,716	\$ 2,349,588	\$ 2,396,376
EXPENDITURES:									
SALARIES AND WAGES	900,975	908,157	1,066,164	1,125,664	1,326,750	1,393,088	1,462,742	1,535,879	1,612,673
HEALTH INSURANCE	74,565	70,966	98,882	123,398	125,500	134,285	143,685	153,743	164,505
RETIREMENT	36,950	39,818	46,941	58,100	78,000	81,900	85,995	90,295	94,809
FICA	69,521	70,178	86,576	86,113	103,000	106,571	111,900	117,495	123,369
OTHER PERSONNEL COSTS	63,003	64,263	81,642	107,648	25,700	26,214	26,738	27,273	27,273
OTHER OPERATING COSTS	259,180	338,472	246,430	272,328	815,050	855,803	898,593	943,522	990,698
OTHER CAPITAL EQUIPMENT PURCHASES	108,396	205,782	250,000	183,500	132,500	73,500	123,500	53,500	54,000
CAPITAL PURCHASES FOR APPARATUS	51,434	1,155,054	37,000	230,000	45,000	-	18,000	830,000	130,000
TOTAL EXPENDITURES	\$ 1,584,025	\$ 2,852,690	\$ 1,913,635	\$ 2,186,751	\$ 2,651,500	\$ 2,671,360	\$ 2,871,152	\$ 3,751,707	\$ 3,197,328
OPERATING SURPLUS (SHORTFALL)	\$ 320,784	\$ (715,221)	\$ 83,145	\$ (119,537)	\$ (436,855)	\$ (412,620)	\$ (567,438)	\$ (1,402,120)	\$ (800,953)
FUND BALANCE - BEGINNING OF YEAR	\$ 1,888,242	\$ 2,209,026	\$ 1,493,805	\$ 1,576,947	\$ 1,168,855	\$ 732,000	\$ 319,380	\$ (248,058)	\$ (1,650,178)
FUND BALANCE - END OF YEAR	2,209,026	1,493,805	1,576,947	1,457,410	732,000	319,380	(248,058)	(1,650,178)	(2,451,131)
OTHER DESIGNATED FUND BALANCE **	46,779	46,779	29,022	29,022	29,022	29,022	29,022	29,022	29,022
UNDESIGNATED FUND BALANCE	\$ 1,526,355	\$ 1,447,026	\$ 1,547,925	\$ 1,428,388	\$ 702,978	\$ 290,358	\$ (277,080)	\$ (1,679,200)	\$ (2,480,153)
Board Resolution FB 25% of operating expense	396,006	713,172	478,409	546,688	662,875	667,840	717,788	937,927	799,332
Difference	1,813,020	780,633	1,098,539	910,722	69,125	(348,460)	(965,846)	(2,588,104)	(3,250,463)

** Committed Fund Balances, Assets held for resale, prepaid

*** Millage expires in 12/2025

**HAMBURG TOWNSHIP
POLICE FUND FINANCIAL PROJECTION**

	ACTUAL FY 2019/20	ACTUAL FY 2020/21	ACTUAL FY 2021/22	BUDGETED FY 2022/23	PROJECTED FY 2023/24	PROJECTED FY 2024/25	PROJECTED FY 2025/26	PROJECTED FY 2026/27	PROJECTED FY 2027/28	PROJECTED FY 2028/29
REVENUES:										
PROPERTY TAXES	\$ 2,691,489	2,772,279	2,853,227	2,971,200	3,168,649	3,232,022	3,296,663	3,362,596	3,429,848	3,498,445
TRANSFER FROM GENERAL FUND - OPERATING	250,000	250,000	250,000	-	-	-	-	-	-	-
TRANSFER FROM FORFEITURE	-	-	-	-	-	-	-	-	-	-
TRANS FROM G/F - BLDG DEBT	-	-	-	-	-	-	-	-	-	-
ALL OTHER	96,201	240,633	130,233	41,750	62,150	62,771	63,399	64,033	64,673	65,320
TOTAL REVENUES & TRANSFERS	\$ 3,037,690	\$ 3,262,912	\$ 3,233,460	\$ 3,012,950	\$ 3,230,799	\$ 3,294,793	\$ 3,360,062	\$ 3,426,629	\$ 3,494,521	\$ 3,563,765
EXPENDITURES:										
SALARIES AND WAGES	1,612,755	1,713,028	1,665,011	1,761,614	1,775,500	1,828,765	1,883,628	1,940,137	1,978,940	2,018,518
HEALTH INSURANCE	256,979	262,479	277,051	279,195	331,800	374,768	401,002	429,072	459,107	491,245
RETIREMENT	268,370	284,153	277,051	351,817	375,000	386,250	397,838	409,773	417,968	426,327
RETIREE HEALTH CARE	82,500	88,000	104,000	104,000	104,000	104,000	104,000	104,000	104,000	104,000
FICA	124,227	131,944	127,737	134,590	140,000	139,901	144,098	148,420	151,389	154,417
OTHER PERSONNEL COSTS	48,998	49,977	58,846	60,468	40,500	41,310	42,136	42,979	43,839	44,715
OTHER OPERATING COSTS	669,106	847,028	870,940	524,298	494,950	519,698	545,682	572,966	601,615	631,696
OTHER CAPITAL EQUIPMENT PURCHASES	-	-	-	-	61,500	96,000	56,000	64,000	64,000	39,000
OTHER CAPITAL VEHICLE PURCHASES	-	-	-	-	110,000	50,000	150,000	100,000	100,000	110,000
TOTAL EXPENDITURES	\$ 3,062,935	\$ 3,376,608	\$ 3,380,636	\$ 3,215,982	\$ 3,433,250	\$ 3,540,691	\$ 3,724,383	\$ 3,811,347	\$ 3,920,857	\$ 4,019,918
OPERATING SURPLUS (SHORTFALL)	\$ (25,244)	\$ (113,696)	\$ (147,176)	\$ (203,032)	\$ (202,451)	\$ (245,898)	\$ (364,322)	\$ (384,718)	\$ (426,336)	\$ (456,153)
FUND BALANCE - BEGINNING OF YEAR	\$ 1,023,438	\$ 998,193	\$ 884,498	\$ 737,322	\$ 488,268	\$ 285,817	\$ 285,817	\$ 39,919	\$ (78,505)	\$ (344,799)
FUND BALANCE - END OF YEAR	\$ 998,193	\$ 884,498	\$ 737,322	\$ 534,290	\$ 285,817	\$ 39,919	\$ (78,505)	\$ (344,799)	\$ (504,840)	\$ (800,952)
FB DESIGNATED FOR VEHICLES	20,000	20,000	-	-	-	-	-	-	-	-
FB DESIGNATED FOR LEAVE TIME P/O	20,000	20,000	20,742	25,000	30,000	30,000	20,000	20,000	20,000	20,000
FB DESIGNATED FOR BLDG MAINT	25,000	25,000	25,000	-	-	-	-	-	-	-
OTHER DESIGNATED FUND BALANCE **	\$ 20,000	\$ 20,000	\$ 54,591	\$ 25,000	\$ 20,000	\$ 20,000	\$ 20,000	\$ 20,000	\$ 20,000	\$ 20,000
UNDESIGNATED FUND BALANCE	\$ 913,193	\$ 799,498	\$ 636,989	\$ 484,290	\$ 235,817	\$ (10,081)	\$ (118,505)	\$ (384,799)	\$ (544,840)	\$ (840,952)

** Committed Fund Balances, Assets held for resale, prepaid

Board Resolution FB 25% of operating expenses	765,734	844,152	845,159	803,996	858,313	885,173	931,096	952,837	980,214	1,004,979
Difference	\$ 232,460	\$ 40,346	\$ (107,837)	\$ (269,706)	\$ (572,496)	\$ (845,253)	\$ (1,009,601)	\$ (1,297,636)	\$ (1,485,055)	\$ (1,805,931)

**HAMBURG TOWNSHIP
REC FUND FINANCIAL PROJECTION**

	ACTUAL FY 2019/20	ACTUAL FY 2020/21	ACTUAL FY 2021/22	BUDGET FY 2022/23	PROJECTED FY 2023/24	PROJECTED FY 2024/25	PROJECTED FY 2025/26	PROJECTED FY 2026/27	PROJECTED FY 2027/28	PROJECTED FY 2028/29
REVENUES:										
PROPERTY TAXES	-	-	-	-	-	-	-	-	-	-
ALL OTHER	22,283	20,984	67,976	17,000	30,500	30,805	31,113	31,425	31,739	32,056
TRANSFER IN FROM GENERAL FUND	450,363	423,120	429,890	400,000	595,831	-	-	-	-	-
TOTAL REVENUES & TRANSFERS	\$ 472,646	\$ 444,104	\$ 497,866	\$ 417,000	\$ 626,331	\$ 30,805	\$ 31,113	\$ 31,425	\$ 31,739	\$ 32,056
EXPENDITURES:										
SALARIES AND WAGES	106,602	102,012	107,283	106,658	164,895	173,140	181,797	190,887	200,431	210,452
HEALTH INSURANCE	35,636	34,125	38,182	43,131	42,000	44,940	48,086	51,452	55,053	58,907
RETIREMENT	10,046	10,124	9,104	10,085	13,600	14,280	14,994	15,744	16,531	17,357
FICA	8,210	7,863	7,928	10,600	12,700	13,245	13,907	14,603	15,333	16,100
OTHER PERSONNEL COSTS	1,789	1,825	1,861	1,898	811	827	844	861	878	895
OTHER OPERATING COSTS	153,178	224,381	227,079	436,713	708,250	743,663	780,846	819,888	860,882	903,926
TOTAL EXPENDITURES	\$ 315,460	\$ 380,330	\$ 391,437	\$ 609,085	\$ 942,256	\$ 990,095	\$ 1,040,473	\$ 1,093,433	\$ 1,149,108	\$ 1,207,638
OPERATING SURPLUS (SHORTFALL)	\$ 157,186	\$ 63,774	\$ 106,429	\$ (192,085)	\$ (315,925)	\$ (959,289)	\$ (1,009,360)	\$ (1,062,009)	\$ (1,117,370)	\$ (1,175,582)
FUND BALANCE - BEGINNING OF YEAR	\$ 605,418	\$ 762,604	\$ 826,378	\$ 932,807	\$ 315,925	\$ -	\$ -	\$ -	\$ -	\$ -
FUND BALANCE - END OF YEAR	\$ 762,604	\$ 826,378	\$ 932,807	\$ 740,722	\$ -	\$ (959,289)	\$ (1,009,360)	\$ (1,062,009)	\$ (1,117,370)	\$ (1,175,582)
FB DESIGNATED FOR PARKS MAINTENANCE	54,283	54,283	54,283	54,283	-	-	-	-	-	-
FB DESIGNATED FOR LL TRAIL MAINT	187,250	217,250	237,250	237,250	-	-	-	-	-	-
FB DESIGNATED FOR SR CTR MAINT	70,000	70,000	50,000	50,000	-	-	-	-	-	-
FB DESIGNATED FOR EQUIPMENT	140,000	160,000	160,000	160,000	-	-	-	-	-	-
OTHER DESIGNATED FUND BALANCE **	-	-	-	-	-	-	-	-	-	-
UNDESIGNATED FUND BALANCE	\$ 311,071	\$ 324,845	\$ 431,274	\$ 239,189	\$ -	\$ (959,289)	\$ (1,009,360)	\$ (1,062,009)	\$ (1,117,370)	\$ (1,175,582)

** Committed Fund Balances, Assets held for resale, prepaids