



City of Green Cove Springs

(904) 297-7500
Florida Relay – Dial 7-1-1

321 Walnut Street

Green Cove Springs, FL 32043
www.greencovesprings.com

MEMORANDUM

To: Steve Kennedy, City Manager
From: Development Services Department
Date: December 9, 2024
Subject: Monthly Planning, Code Enforcement and Building Report for October 2024

PLANNING

4 new business licenses were issued, and 4 licenses were renewed.

- New Businesses:
 - Stonabilities Inc.
 - Magic Flavor
 - A+ Gutters LLC
 - Superior Construction

Total Business Tax Revenue for **November** was **\$1,150.00**

During the month of November:

- Began or continue reviewing the following planning applications:
 - **Clay Habitat Palmer Street Re-Plat**
 - **Rookery Phase 2A Plat**
 - **Rookery Phase 3A and 3B Preliminary Plat and Improvement Plan**
 - **Palmer Trace Subdivision**
 - **Springs Church Site Development Plan**
 - **Northeast Florida Pool Services Site Development Plan**
 - **200 N Vermont PUD**
 - **Energy Cove Warehouse/Showroom Buildings**
 - **Wolfe Brothers Storage Site Plan**
 - **Outdoor Seating for Reds Wine Bar**
 - **Outdoor Seating for Sunrise to Sunset**
 - **Special Events for FCA Paddlemasters, Pickin' in the Park & FIHS Fundraiser**
 - **Walnut Plaza**
- The following applications were approved:
 - **Annexation, Future Land Use and Zoning of Wolfe Brothers Storage Property**
 - **Annexation, Future Land Use and Zoning of Miller Environmental Property**
 - **Eden Butler Subdivision**
 - **Magnolia Trace Subdivision**
 - **Special Event for Dinklebells Pickleball Tournament**
 - **MLK Blvd Lot Split**
- **24 lien search requests, and 7 new permit applications were submitted.**
- Approval of Change Order 2 for the Rivers House Restoration
- Revenues for Planning related fees for **November** were **\$7,054.65**.

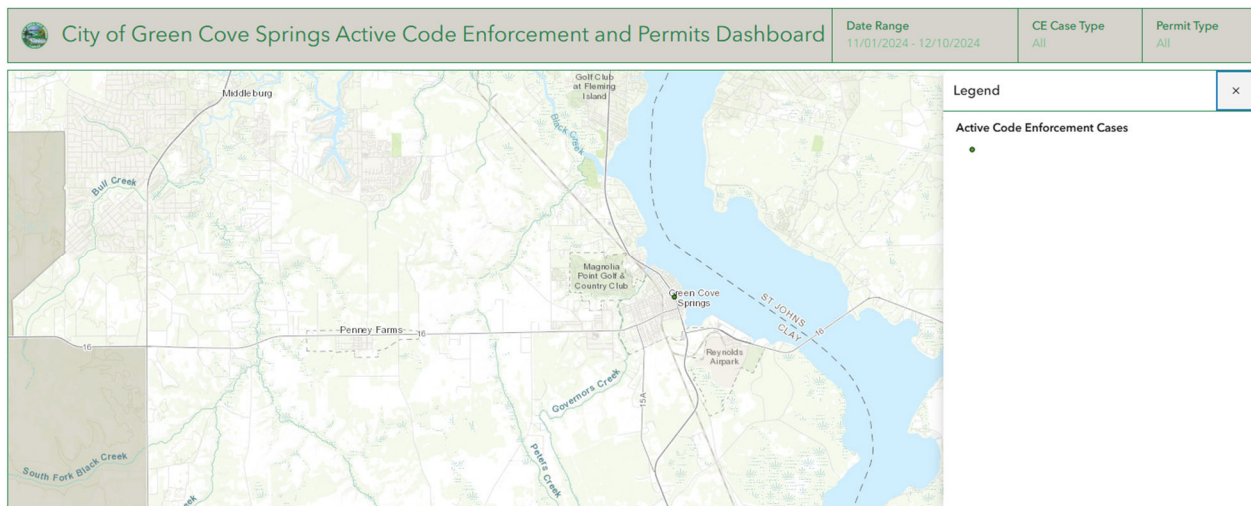
CODE ENFORCEMENT

In November, there was 1 new enforcement complaint filed. A total of \$10,762.50 in Code Enforcement fines were collected in November.

Compliance for November courtesy notice of violation/notice of violations:

- No courtesy notices of violation/notice of violation were complied with.
- No notices of violation were voluntarily complied with.
- 0 notices of violation from previous months compliance were achieved resulting in case closure.
- 0 courtesy notices of violation from previous months compliance were achieved resulting in closure.
- 269 cases courtesy notices of violation/notice of violation complied year to date.

New Code Enforcement Cases for November 2024



BUILDING

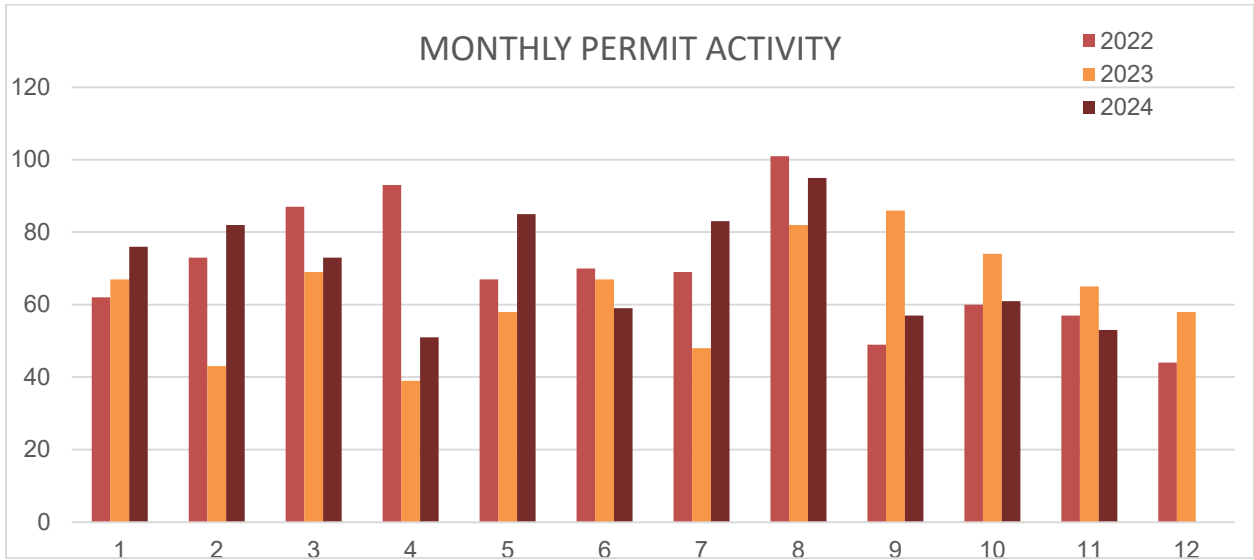
Building permit activity decreased 13.11% from October to November. The total number of building permits issued in October was 61 compared to 53 in November. Permit activity for November 2024 decreased by 18.46% from November 2023.

All building permits met the 30-day processing target for November 2024.

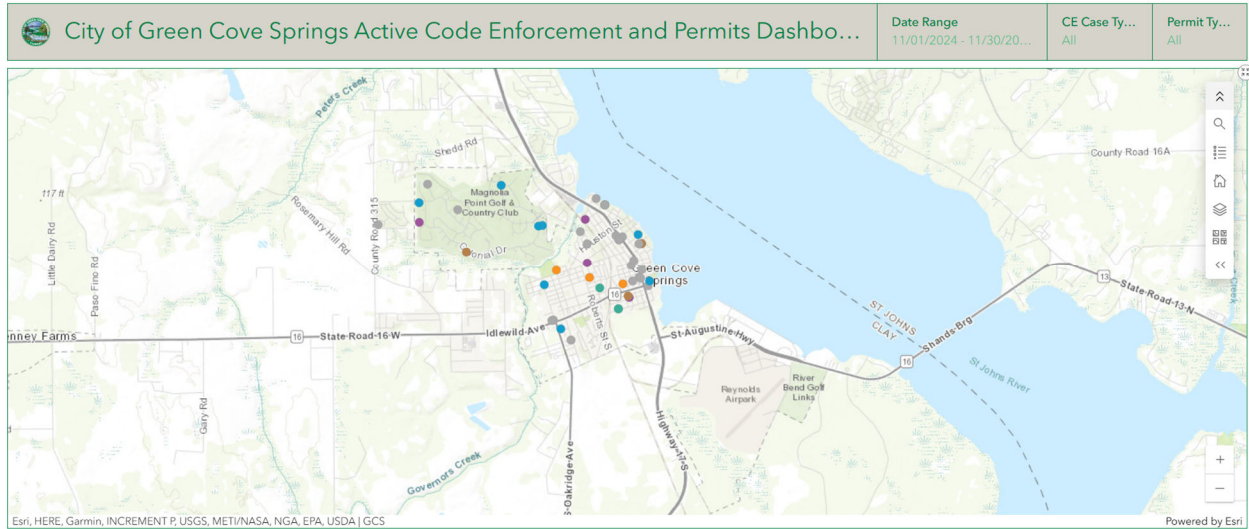
Revenues for Building related fees for **November** were **\$14,415.90**.

NOVEMBER 2024 PERMIT SUMMARY	
RESIDENTIAL NEW	1
COMMERCIAL NEW	2
RESIDENTIAL ADDITION	3
COMMERCIAL ADDITION	1
RESIDENTIAL REMODEL / IMPROVEMENT	1
COMMERCIAL REMODEL / IMPROVEMENT	0
DEMOLITION	0

SIGNS	0
POOLS	0
RE-ROOFING	13
FENCES	4
MECHANICAL / ELECTRICAL / PLUMBING	23
OTHER PERMITS	5
TOTAL PERMITS ISSUED	53



Active Building Permits 11/01/2024-11/30/2024





30-Day Permit Statistics

11/01/2024 to 11/30/2024

Report run on: 12/09/2024 11:19 AM

Permit Summary

Reporting Group	Permit Type	Number Submitted	Number Issued	Issued Within 30	Issued Over 30	Mean Time to Issue	Standard Deviation	Average Cycles
Any	ALCOHOL LICENSE	1	0	0	0	0	0	1
	CHANGE OF USE	4	0	0	0	0	0	1
	COMMERCIAL ADDITION	1	1	1	0	1	0	1
	COMMERCIAL NEW	0	2	2	0	19	2.83	2
	COUNTY ELECTRIC	1	0	0	0	6	0	1
	COUNTY WATER	1	0	0	0	1	0	1
	ELECTRIC COMMERCIAL NEW	2	2	2	0	0	0	1
	ELECTRIC RESIDENTIAL	8	4	4	0	0	0	1
	ELECTRIC RESIDENTIAL NEW	2	2	2	0	0	0	1
	FENCE	4	4	4	0	4	3.32	1
	GAS RESIDENTIAL	2	1	1	0	5	0	1
	IRRIGATION	2	2	2	0	0	0	1
	LIEN SEARCH REQUEST	25	0	0	0	1	1.38	1
	MECHANICAL COMMERCIAL	1	1	1	0	0	0	1
	MECHANICAL RESIDENTIAL	8	7	7	0	0	0.38	1
	MECHANICAL RESIDENTIAL NEW	3	2	2	0	0	0	1
	OCCUPANCY	0	1	1	0	0	0	1
	OUTDOOR SALES	2	0	0	0	0	0	1
PLUMBING COMMERCIAL	2	0	0	0	0	0	1	



30-Day Permit Statistics

11/01/2024 to 11/30/2024

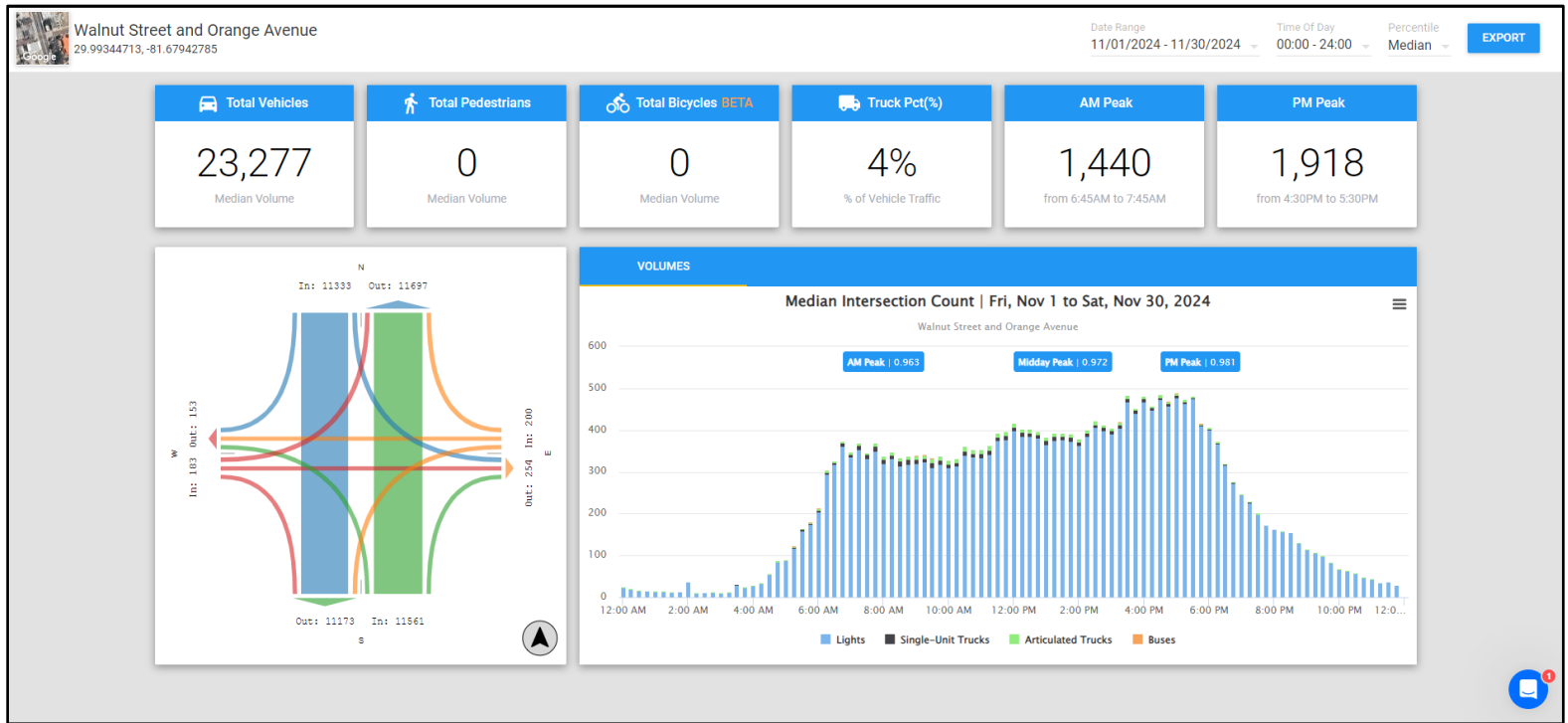
Report run on: 12/09/2024 11:19 AM

Reporting Group	Permit Type	Number Submitted	Number Issued	Issued Within 30	Issued Over 30	Mean Time to Issue	Standard Deviation	Average Cycles
Any	PLUMBING COMMERCIAL NEW	2	1	1	0	0	0	1
	PLUMBING RESIDENTIAL	3	4	4	0	0	0	1
	RE-ROOF	12	13	13	0	0	0	1
	RESIDENTIAL ADDITION	4	3	3	0	4	8.08	1
	RESIDENTIAL IMPROVEMENT	5	1	1	0	6	4.36	1
	RESIDENTIAL NEW	6	1	1	0	13	0.45	1
	ROOKERY ONLY-RESIDENTIAL NEW	1	0	0	0	0	0	1
	SHED UNDER 150SF	1	0	0	0	0	0	1
	SIGN	1	0	0	0	0	0	1
	SITE DEVELOPMENT	1	0	0	0	0	0	1
	SPECIAL EVENT	2	4	3	1	10	21.86	1
	TEMP POLE	0	1	1	0	0	0	1
	TENT - FIREWORKS SALES	1	0	0	0	0	0	1
	TREE REMOVAL	0	1	1	0	13	0	1

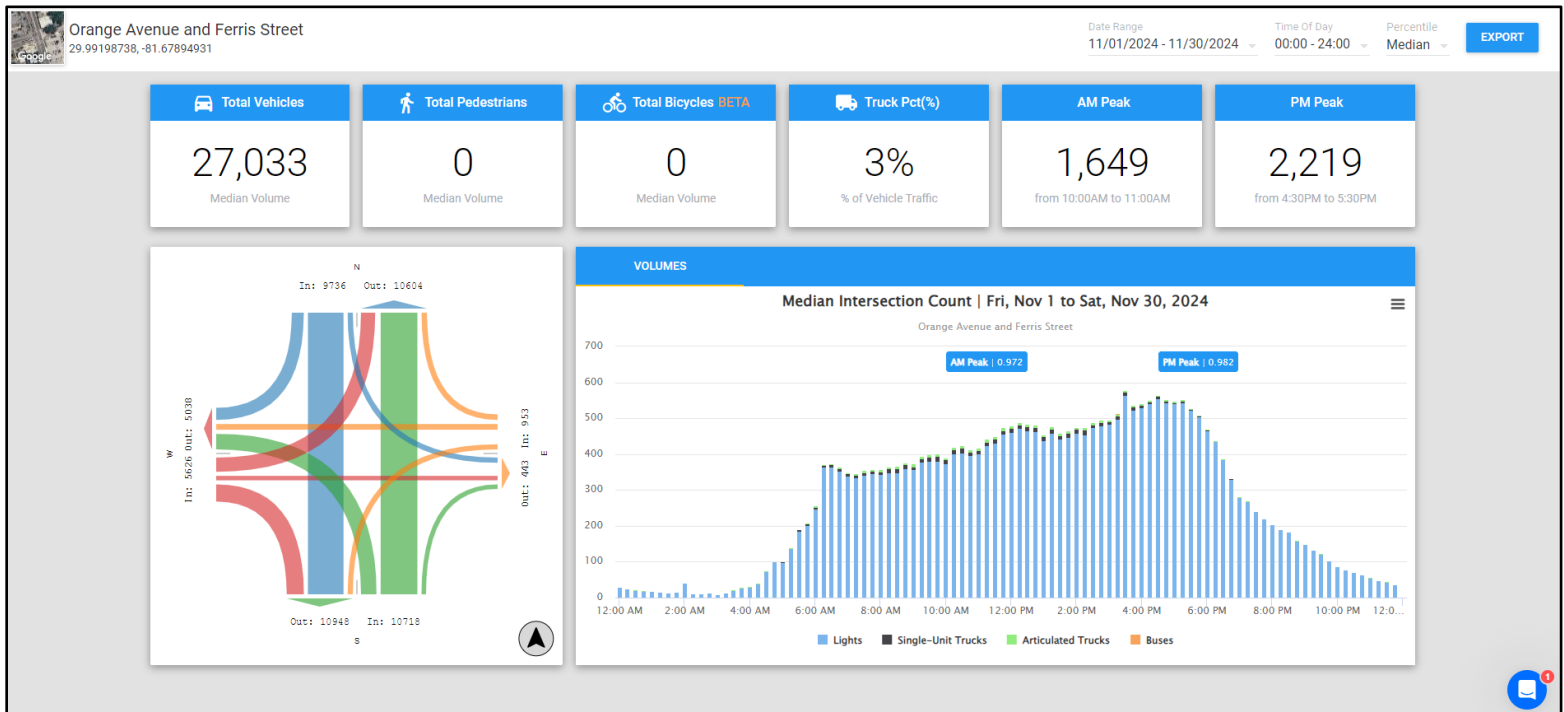
Permits Over 30 Days

SPECIAL EVENT	EVT-24-021	CLOSED	415 LEMON STREET (THOMAS HOGANS MEMORIAL GYM) Green Cove Springs, FL 32043	Submitted: 09/24/2024	In Process: 51
	Dinklebells Pickleball Tournament 12/6-12/8			Technically Complete: 09/24/2024	Waiting: 0
				Approved: 11/14/2024	Total Days: 51
				Ready to Issue: 11/14/2024	Total Cycles: 1
				Issued: 11/14/2024	

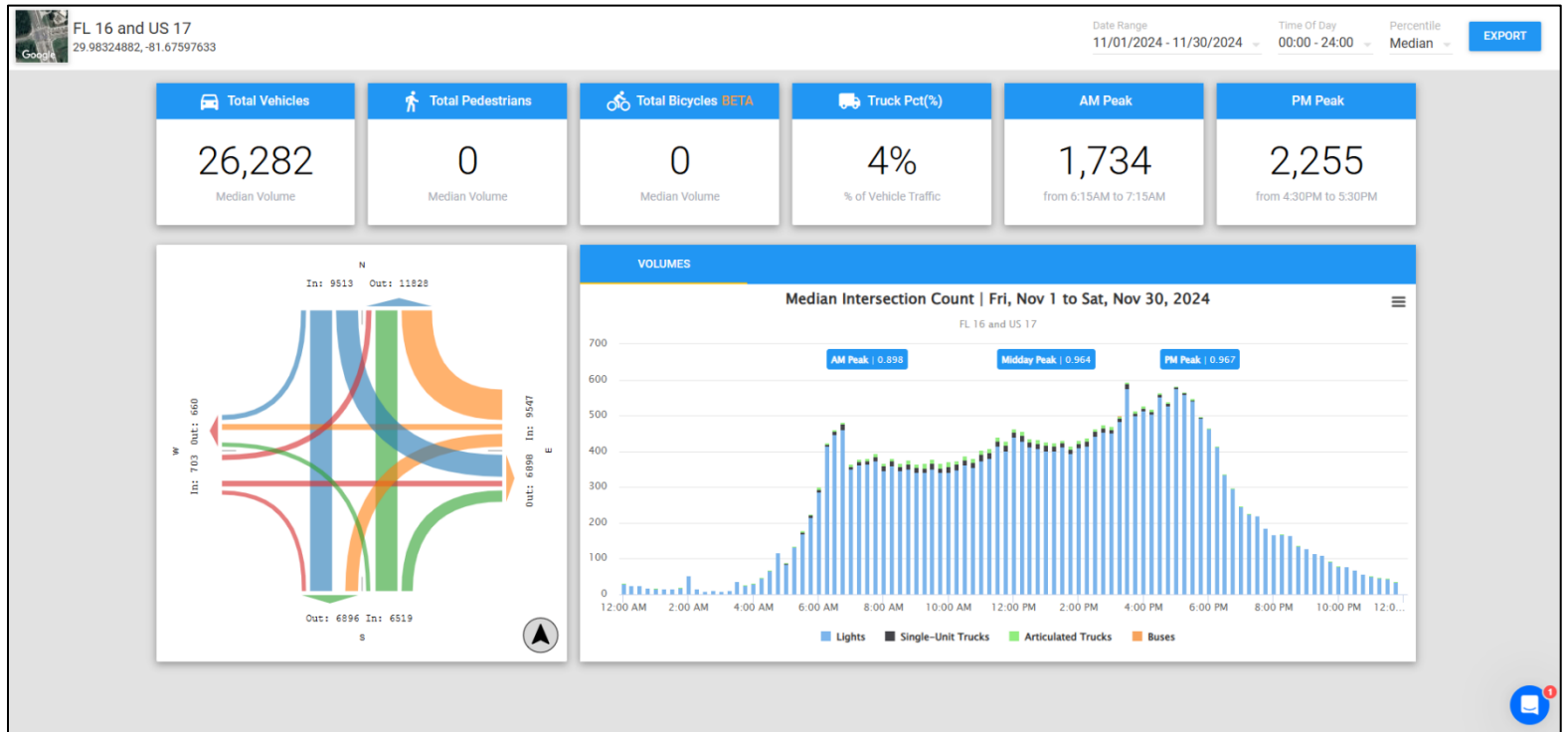
Walnut Street and Orange Avenue Intersection Traffic Volumes



Ferris Street and Orange Avenue Intersection Traffic Volumes



US 17/SR 16 LCT Intersection Traffic Volumes



Oakridge and Idlewild Intersection Traffic Volumes

