



CITY OF GREEN COVE SPRINGS

ANNUAL BUDGET
FISCAL YEAR
2024 - 2025
APPROVED BUDGET





	Page
Introduction to City Budgeting	1
The Budget Process	2
Summary Information	3
Budget By Fund Type	4
Budget Summary - All Funds	5
Schedule "A" - Estimated Revenues & Balances	6
Schedule "B" - Appropriated Expenditures & Balances	12
Schedule "C" - Capital Outlay	17
001 General Fund	22
City Council	28
City Clerk	30
City Manager	33
Human Resources	36
Augusta Savage Arts & Community Center	39
Finance	42
Information Technology	45
General Services	48
City Attorney	51
Development Services	53
Code Enforcement	56
Police	59
Public Works	63
Right-of-Way Maintenance	66
Parks	69
Parks & Recreation Programming	72
Equipment Maintenance	74
Special Revenue Funds	
101 Disaster Fund	77
Expenditures	80
102 Building Permit Fund	82
Expenditures	85

104	Special Law Enforcement Fund	87
	Expenditures	90
107	CRA FUND	91
	Expenditures	93
	Debt Service Funds	
300	General Capital Improvement Fund (EOC)	94
	Expenditures	
310	Spring Park Capital Improvement Fund	96
	Expenditures	
401	Electric Fund	98
	Expenditures	101
402	Water Fund	104
	Expenditures	107
403	Wastewater Fund	110
	Expenditures	113
404	Solid Waste Fund	116
	Expenditures	119
405	Customer Service	121
	Expenditures	124
406	Stormwater	126
	Expenditures	129
407	Reclaimed Water	131
	Expenditures	134
408	Self Insurance Fund	136

Appendix

Organization Chart	Appendix - 1
Budget Calendar	Appendix - 2
Debt Schedule Summary	Appendix - 3
Taxable Value - Ad Valorem	Appendix - 4
Property values - Millage Rate Historical	Appendix - 5
Major Revenue Sources	Appendix - 6
Analysis of Revenues & Sources by Fund	Appendix - 7
Analysis of Expenditures/Expenses by Functional Activity	Appendix - 8
General Fund Sources	Appendix - 9
General Fund Expenditures	Appendix - 10
Schedule of Interfund Transfers	Appendix - 11
Personnel Expenditure Summary	Appendix - 12
Personnel Staffing History	Appendix - 13

DRAFT

INTRODUCTION TO CITY BUDGETING

Defining a City Budget

A City Budget is a plan for using City government's financial resources. The budget estimates proposed spending for a given period and estimates the proposed means of paying for them. Two components of a budget are the revenue or sources and the expenditure or uses.

Defining Revenue

Revenues are the financial resources. The City of Green Cove Springs has a large variety of revenue sources including property taxes, licenses, permits, charges for services, fines, and grants.

Defining Expenditure

Expenditure is a use of financial resources. There are three types of expenditures: operating, capital and debt. Operating expenditures include the day-to-day expenses such as salaries, supplies, utilities, and equipment purchases. Capital expenditures include construction of roads, parks, buildings, and the purchase of land. Debt is the expense related to principal and interest on long-term bonds and notes issued by the City.

Defining Fund Balance

Fund balances are funds carried over from the previous fiscal year. The City has a variety of uses for fund balance including reserve for future capital projects, for emergencies and catastrophes, for certain bond issues, and for other contingencies and expenditures.

Defining Fund Accounting

Government budgeting divides the budget into categories called funds. Fund accounting and budgeting allows a government to budget and account for revenues restricted by law or policy. Some restrictions are imposed by national accounting standards, the federal and state governments and by the City Council. As a result, the City develops a budget with categories to reflect imposed restrictions. This is done by using a variety of funds. Funds allow the City to segregate the restricted revenues and related expenditures.

The City budget has various funds that account for restricted revenues and expenditures. Each fund must balance – revenues (sources) must equal expenditures (uses) – and each fund must be separately monitored. The City budget, adopted each year by the Council, is the total of all funds.

THE BUDGET PROCESS

The process of compiling the City of Green Cove Springs annual budget is practically a year-round activity. The basis for the process is statutory deadlines established by the State of Florida. The Finance Department establishes the remainder of the process to ensure necessary information is collected, priorities are determined, and recommendations can be made by the City Manager to the Council. The City Manager is the official Budget Officer for the City of Green Cove Springs. The Council establishes tax rates and adopts the annual budget.

The budget process began with a review and consideration of comments from the prior year budget process. This led to the budget “kick-off” meeting in April 2024 with Department Directors. Directions for the budget process were provided and written budget instructions were distributed. Departments were instructed to prepare budgets using a “continuation” funding level. “Continuation” level funding is the level of funding needed to provide the same level of service in the next fiscal year as was provided in the current fiscal year.

The City Manager formally presents the Proposed Budgets in August 2024. The Council and public review, changes, and formal adoption lasts through late September.

This includes workshops with the Council to discuss the operating budget and the capital improvement budget.

The proposed millage rates for FY 2024/2025 was set on July 23, 2024. The proposed millage rates are used by the Property Appraiser to prepare Truth-in-Millage or “TRIM” notices which will be distributed in mid-August. TRIM notices advise County taxpayers of how tax rates proposed by all local taxing authorities combines with current information on assessed value of real property and how it will affect the taxes on each taxed parcel of land. The TRIM notice also serves as the official notification of the time and place of the first public hearing for adoption of tentative millage rates and budget by each taxing authority.

State law requires two public budget hearings. The first public budget hearing will be held on September 3, 2024. After hearing public testimony, the Council will adopt tentative millage rates and a proposed FY 2024/2025 budget. The second public hearing will be held on September 17, 2024. The hearing will be advertised by a published notice and a published breakdown of the millage rates and budget. Like the first public hearing, the Council will hear public testimony prior to adopting the final millage rates and the final budget.

SUMMARY INFORMATION

The proposed budget for FY 2024/2025 increased \$6,517,636 from the FY 2023/2024 approved budget.

The Operating Budget

Expenditures

The major component of the budget is the operating budget, which is the portion that pays for the day-to-day services. The operating budget is composed of five types of expenditures: personal services, operating expenses, capital outlay, debt service and grants and aids.

Personal Services reflects salaries of elected officials, salaried and hourly employees, and temporary employees. It includes overtime pay, mandatory contributions to the Florida Retirement System, social security and Medicare Taxes and employee health insurance, and life insurance premiums.

Operating Expense reflects costs of supplies, utilities, fuel, rent, professional service contracts, etc. Increases in this area reflect mostly adjustments for materials, supplies, fuel, and other operating costs.

Capital Outlay reflects costs of equipment, fleet, data processing and other equipment. The changes in this category represent mainly equipment and vehicles necessary to replace an aging fleet and equipment in various City Departments.

Debt Service reflects legally obligated payments (principal and interest), reserves, and debt administration costs on outstanding borrowings of the City.

Grants and Aids reflect amounts appropriated to regional governments, agencies, or other not-for-profit organizations and businesses to support programs or activities provided by those organizations that provide benefit to the City.

Revenues

Property Taxes – Overall, the City’s taxable value increased by \$52.0 million or 7.54% from FY 2023/2024.

Other Taxes – There are increases in other tax revenue which includes increased receipts from existing taxes, which include the Infrastructure Surtax, Telecommunications Taxes, Gas Taxes, and Sales Taxes.

Charges for Services – The charges and fees associated with the operations of the City’s utility system are \$28.9 million or \$2.1 million more than FY 2023/2024.

Licenses and Permits – The City Council authorizes the collection of Building Permit Fees that are used as an offset for the cost of building inspection operations.

Additional detailed information on the City’s Millage Rate and Major Revenues Sources historical data can be found in Appendix section.

BUDGET BY FUND TYPE

	Adopted FY 20/21	Adopted FY 21/22	Adopted FY 22/23	Adopted FY 23/24	Proposed FY 24/25
General Fund	\$ 8,320,183	\$ 14,022,960	\$ 15,889,645	\$ 15,899,291	\$ 14,786,849
Special Law Enforcement Trust	20,000	20,000	20,000	16,100	16,100
Building Fund	330,748	364,638	406,825	406,198	433,556
CRA Fund					47,492
Debt Service Fund - Police EOC	160,254	159,867	160,438	160,000	159,474
Debt Service Fund - Spring Park	81,381	80,930	81,445	81,000	81,396
Electric	21,555,601	17,368,100	21,131,511	21,721,913	23,452,149
Water	2,734,292	3,726,100	3,257,133	4,559,613	3,611,900
Wastewater	9,102,930	17,169,600	10,129,360	8,433,760	10,581,800
Solid Waste	1,190,120	832,420	1,273,437	1,552,294	1,397,240
Customer Service	470,658	454,252	648,203	618,037	902,295
Stormwater	974,150	1,628,818	1,175,697	3,456,224	5,532,001
Reclaimed Water	-	-	986,000	986,000	1,621,548
Self Insurance Fund					1,784,266
Disaster Fund	-	-	-	-	-
Total	\$ 44,940,317	\$ 55,827,685	\$ 55,159,694	\$ 57,890,430	\$ 64,408,066

DRAFT

BUDGET SUMMARY

CITY OF GREEN COVE SPRINGS, FLORIDA - FISCAL YEAR 2024-2025

THE PROPOSED OPERATING BUDGET EXPENDITURES OF THE CITY OF GREEN COVE SPRINGS ARE 11.3% MORE THAN LAST YEAR'S TOTAL OPERATING EXPENDITURES

General Fund 5.7000 MILLS

ESTIMATED REVENUES	GENERAL FUND	SPECIAL REVENUE	CRA	DEBT SERVICE	ENTERPRISE UTILITIES	SELF INSURANCE FUND	TOTAL ALL FUNDS
Taxes	Millage per \$1000						
Ad Valorem Taxes	5.7000	4,079,175					4,079,175
Sales & Use Taxes		2,735,862	47,492				2,783,354
Licenses & Permits		541,045					541,045
Intergovernmental Revenue		4,450,477			318,750		4,769,227
Charges for Services		1,190,595	349,500		27,240,192	1,744,266	30,524,553
Fines & Forfeitures		848,550					848,550
Investment Income		90,000			152,256		242,256
Miscellaneous Revenues		31,145	4,000		150,940	40,000	226,085
Other Financing Sources					16,789,501		16,789,501
TOTAL SOURCES	\$13,966,849	\$353,500	\$47,492	-	\$44,651,638	\$1,784,266	\$60,803,745
Transfers In	820,000			240,871	2,447,295		3,508,166
Fund Balances/Reserves/Net Assets		96,156					96,156
TOTAL REVENUES, TRANSFERS & BALANCES	\$14,786,849	\$449,656	\$47,492	\$240,871	\$47,098,933	\$1,784,266	\$64,408,066
EXPENDITURES							
General Governmental Services	3,233,994						3,233,994
Public Safety	4,938,320	449,656					5,387,976
Physical Environment	1,268,949				41,364,427		42,633,376
Transportation	2,186,813						2,186,813
Economic Environment			47,492				47,492
Culture & Recreation	2,917,902						2,917,902
Debt Services				240,871	2,324,939		2,565,810
TOTAL EXPENDITURES	\$14,545,978	\$449,656	\$47,492	\$240,871	\$43,689,366	\$0	\$58,973,362
Transfers Out	240,871				3,267,295		3,508,166
Internal Service Fund Uses						1,784,266	1,784,266
Fund Balances/Reserves/Net Assets	0				142,272.00		142,272
TOTAL APPROPRIATED EXPENDITURES TRANSFERS, RESERVES & BALANCES	\$14,786,848	\$449,656	\$47,492	\$240,871	\$47,098,933	\$1,784,266	\$64,408,066

THE TENTATIVE, ADOPTED, AND/OR FINAL BUDGETS ARE ON FILE IN THE OFFICE OF THE ABOVE MENTIONED TAXING AUTHORITY AS A PUBLIC RECORD.

**SCHEDULE A- ESTIMATED
 REVENUES & RESERVES**

ACCOUNT NO.	DESCRIPTION		
	GENERAL FUND - 001		
	BALANCE FORWARD	0	
	AD VALOREM TAXES	4,079,175	
	SALES & USE TAX	2,735,862	
	PERMITS & FEES	541,045	
001-3341100	GRANTS/LOANS	105,370	
	INTERGOVERNMENTAL	4,450,477	
	CHARGES FOR SERVICES	1,190,595	
	FINES & FORFEITURES	848,550	
	INVESTMENT INCOME	90,000	
	MISCELLANEOUS	31,145	
	OTHER FINANCING SOURCES	0	
	TRANSFERS	820,000	

	GENERAL FUND	14,786,849	
		=====	
	DISASTER FUND - 101		
	BALANCE FORWARD	0	
	AD VALOREM TAXES	0	
	SALES & USE TAX	0	
	PERMITS & FEES	0	
	INTERGOVERNMENTAL	0	
	CHARGES FOR SERVICES	0	
	FINES & FORFEITURES	0	
	INVESTMENT INCOME	0	
	MISCELLANEOUS	0	
	OTHER FINANCING SOURCES	0	
	TRANSFERS	0	

	DISASTER FUND	0	
		=====	
	BUILDING PERMIT FUND - 102		
	BALANCE FORWARD	80,056	
	AD VALOREM TAXES	0	
	SALES & USE TAX	0	
	PERMITS & FEES	0	
	INTERGOVERNMENTAL	0	
	CHARGES FOR SERVICES	349,500	
	FINES & FORFEITURES	0	
	INVESTMENT INCOME	0	
	MISCELLANEOUS	4,000	
	OTHER FINANCING SOURCES	0	
	TRANSFERS	0	

	BUILDING PERMIT FUND	433,556	
		=====	

**SCHEDULE A- ESTIMATED
 REVENUES & RESERVES**

ACCOUNT NO.	DESCRIPTION		
-------------	-------------	--	--

SPECIAL LAW ENFORC. FUND - 104

BALANCE FORWARD	16,100
AD VALOREM TAXES	0
SALES & USE TAX	0
PERMITS & FEES	0
INTERGOVERNMENTAL	0
CHARGES FOR SERVICES	0
FINES & FORFEITURES	0
INVESTMENT INCOME	0
MISCELLANEOUS	0
OTHER FINANCING SOURCES	0
TRANSFERS	0

 SPECIAL LAW ENFORCEMENT FUND 16,100
 =====

CRA - 107

BALANCE FORWARD	0
AD VALOREM TAXES	47,492

 CRA FUND 47,492
 =====

GEN. CAPITAL IMPRO. FUND - 300

BALANCE FORWARD	0
AD VALOREM TAXES	0
SALES & USE TAX	0
PERMITS & FEES	0
INTERGOVERNMENTAL	0
CHARGES FOR SERVICES	0
FINES & FORFEITURES	0
INVESTMENT INCOME	0
MISCELLANEOUS	0
OTHER FINANCING SOURCES	0
TRANSFERS	159,474

 GENERAL CAPITAL IMPRO. FUND 159,474
 =====

SPRING PARK CAP. IMPRO. - 310

BALANCE FORWARD	0
AD VALOREM TAXES	0
SALES & USE TAX	0
PERMITS & FEES	0
INTERGOVERNMENTAL	0
CHARGES FOR SERVICES	0
FINES & FORFEITURES	0
INVESTMENT INCOME	0
MISCELLANEOUS	0
OTHER FINANCING SOURCES	0

**SCHEDULE A- ESTIMATED
REVENUES & RESERVES**

ACCOUNT NO.	DESCRIPTION		
	TRANSFERS	81,396	

	SPRING PARK CAPITAL IMPRO FUND	81,396	
		=====	

DRAFT

**SCHEDULE A- ESTIMATED
 REVENUES & RESERVES**

ACCOUNT NO.	DESCRIPTION		
-------------	-------------	--	--

ELECTRIC UTILITY - 401

BALANCE FORWARD	0
AD VALOREM TAXES	0
SALES & USE TAX	0
PERMITS & FEES	0
INTERGOVERNMENTAL	0
CHARGES FOR SERVICES	18,242,100
FINES & FORFEITURES	0
INVESTMENT INCOME	107,049
MISCELLANEOUS	103,000
OTHER FINANCING SOURCES	5,000,000
TRANSFERS	0

ELECTRIC FUND	23,452,149
=====	

WATER UTILITY - 402

BALANCE FORWARD	0
AD VALOREM TAXES	0
SALES & USE TAX	0
PERMITS & FEES	0
INTERGOVERNMENTAL	0
CHARGES FOR SERVICES	2,511,000
FINES & FORFEITURES	0
INVESTMENT INCOME	21,000
MISCELLANEOUS	18,500
OTHER FINANCING SOURCES	1,061,400
TRANSFERS	0

WATER FUND	3,611,900
=====	

WASTEWATER UTILITY - 403

BALANCE FORWARD	0
AD VALOREM TAXES	0
SALES & USE TAX	0
PERMITS & FEES	0
INTERGOVERNMENTAL	0
CHARGES FOR SERVICES	3,900,000
FINES & FORFEITURES	0
INVESTMENT INCOME	14,200
MISCELLANEOUS	22,600
OTHER FINANCING SOURCES	6,645,000
TRANSFERS	0

WASTEWATER FUND	10,581,800
=====	

SCHEDULE A- ESTIMATED
REVENUES & RESERVES

ACCOUNT NO.	DESCRIPTION		
-------------	-------------	--	--

SOLID WASTE UTILITY - 404

BALANCE FORWARD	0
AD VALOREM TAXES	0
SALES & USE TAX	0
PERMITS & FEES	0
INTERGOVERNMENTAL	0
CHARGES FOR SERVICES	995,544
FINES & FORFEITURES	0
INVESTMENT INCOME	10,007
MISCELLANEOUS	6,690
OTHER FINANCING SOURCES	385,000
TRANSFERS	0

SOLID WASTE FUND	1,397,240
=====	

CUSTOMER SERVICE - 405

BALANCE FORWARD	0
AD VALOREM TAXES	0
SALES & USE TAX	0
PERMITS & FEES	0
INTERGOVERNMENTAL	0
CHARGES FOR SERVICES	0
FINES & FORFEITURES	0
INVESTMENT INCOME	0
MISCELLANEOUS	0
OTHER FINANCING SOURCES	0
TRANSFERS	902,295

CUSTOMER SERVICE	902,295
=====	

STORMWATER - 406

BALANCE FORWARD	0
AD VALOREM TAXES	0
SALES & USE TAX	0
PERMITS & FEES	0
INTERGOVERNMENTAL	318,750
CHARGES FOR SERVICES	1,515,150
FINES & FORFEITURES	0
INVESTMENT INCOME	0
MISCELLANEOUS	0
OTHER FINANCING SOURCES	3,698,101
TRANSFERS	0

STORMWATER	5,532,001
=====	

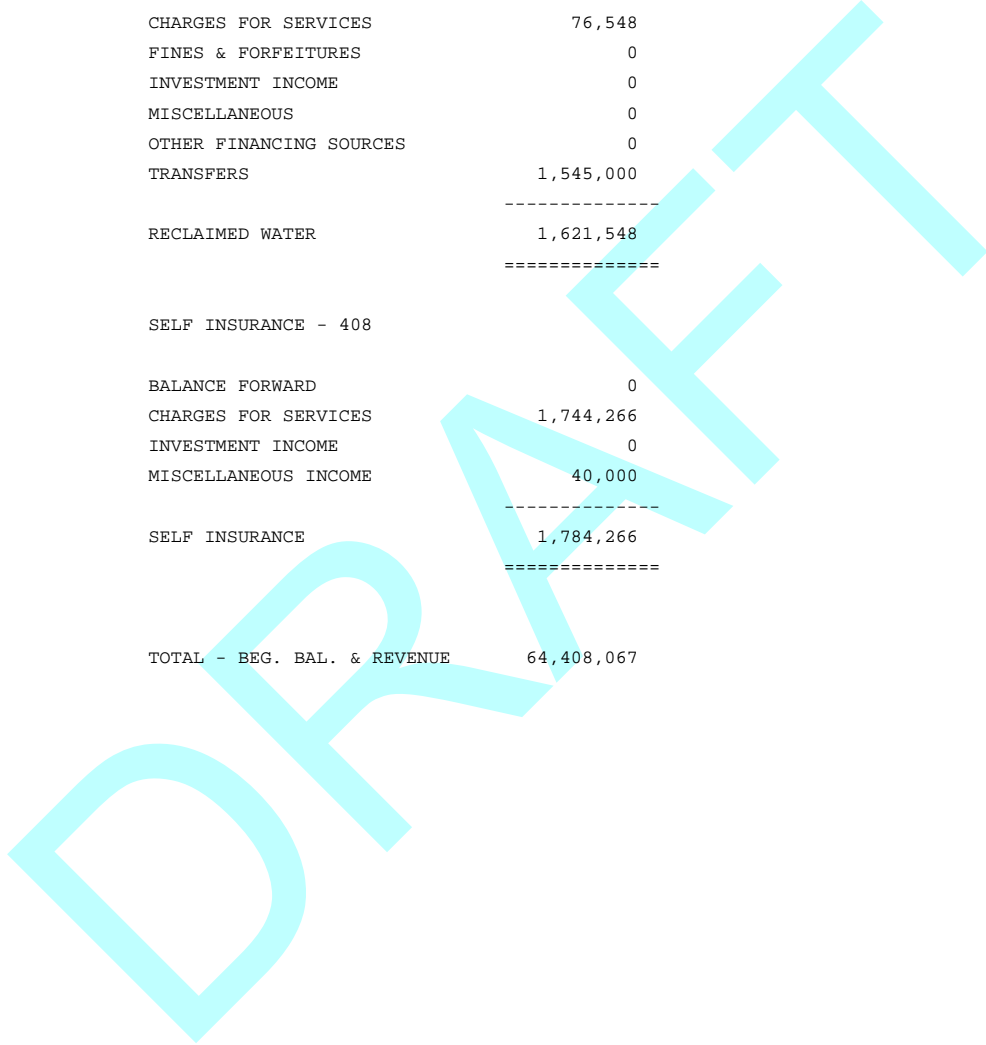
**SCHEDULE A- ESTIMATED
 REVENUES & RESERVES**

ACCOUNT NO.	DESCRIPTION		
-------------	-------------	--	--

RECLAIMED WATER - 407			
	BALANCE FORWARD	0	
	AD VALOREM TAXES	0	
	SALES & USE TAX	0	
	PERMITS & FEES	0	
	INTERGOVERNMENTAL	0	
	CHARGES FOR SERVICES	76,548	
	FINES & FORFEITURES	0	
	INVESTMENT INCOME	0	
	MISCELLANEOUS	0	
	OTHER FINANCING SOURCES	0	
	TRANSFERS	1,545,000	

	RECLAIMED WATER	1,621,548	
		=====	
SELF INSURANCE - 408			
	BALANCE FORWARD	0	
	CHARGES FOR SERVICES	1,744,266	
	INVESTMENT INCOME	0	
	MISCELLANEOUS INCOME	40,000	

	SELF INSURANCE	1,784,266	
		=====	
	TOTAL - BEG. BAL. & REVENUE	64,408,067	



**SCHEDULE B - APPROPRIATED
 EXPENDITURES & RESERVES**

ACCOUNT NO.	DESCRIPTION		
-------------	-------------	--	--

GENERAL FUND - 001			
CITY COUNCIL		70,844	
CITY CLERK		208,470	
CITY MANAGER		458,341	
HUMAN RESOURCES		541,111	
FINANCE		547,631	
INFORMATION TECHNOLOGY		398,079	
GENERAL SERVICES		843,703	
CITY ATTORNEY		165,817	

TOTAL - GG		3,233,994	
		=====	
CODE ENFORCEMENT		110,280	
POLICE		4,828,040	

TOTAL - PS		4,938,320	
		=====	
PUBLIC WORKS		1,355,079	
EQUIPMENT MAINTENANCE		268,701	
RIGHT-OF-WAY MAINTENANCE		563,033	

TOTAL TRANSPORTATION		2,186,813	
		=====	
DEVELOPMENT SERVICE		1,268,949	

TOTAL - EE		1,268,949	
		=====	
AUGUSTA SAVAGE ARTS & COMM		1,796,179	
PARKS		1,037,724	
PARKS & REC. PROGRAMMING		84,000	

TOTAL - CR		2,917,902	
		=====	
INTERFUND TRANSFERS		240,871	

GENERAL FUND - EXPENDITURES		14,786,849	
001-2420000	FUND BAL - ENDING UNASSIGNED	0	
001-2428000	FUND BAL - SURTAX	0	

RESERVES & CONTINGENCY - GF		0	

TOTAL GENERAL FUND		14,786,849	

SCHEDULE B - APPROPRIATED
 EXPENDITURES & RESERVES

ACCOUNT NO.	DESCRIPTION		
-------------	-------------	--	--

```

DISASTER FUND - 101
EXPENDITURE                                0
RESERVE & CONTINGENCY                       0
-----
TOTAL - DISASTER FUND - PS                   0
=====
  
```

```

BUILDING PERMIT FUND - 102
EXPENDITURES                                433,556
RESERVES & CONTINGENCIES                     0
-----
TOTAL - BUILDING PERMITS - EE                 433,556
=====
  
```

```

SPECIAL LAW ENFORC. FUND - 104
EXPENDITURES                                16,100
RESERVES & CONTINGENCIES                     0
-----
TOTAL - LAW ENFORC - PS                       16,100
=====
  
```

```

CRA - 107
EXPENDITURES                                47,492
-----
TOTAL - CRA                                   47,492
=====
  
```

```

GEN. CAPITAL IMPRO FUND - 300
EXPENDITURES                                159,474
RESERVES & CONTINGENCIES                     0
-----
TOTAL - GEN CAP IMPRO - DEBT                  159,474
=====
  
```

```

SPRING PARK CAP FUND - 310
EXPENDITURES                                81,396
RESERVES & CONTINGENCIES                     0
-----
TOTAL - SPRING PARK CAP - DEBT                81,396
  
```

SCHEDULE B - APPROPRIATED
 EXPENDITURES & RESERVES

ACCOUNT NO.	DESCRIPTION		
-------------	-------------	--	--

ELECTRIC UTILITIES - 401
 EXPENDITURES 13,558,209
 DEBT SERVICE 853,953
 CAPITAL OUTLAY 8,152,000
 TRANSFER OUT 887,987

 TOTAL EXPENDITURES 23,452,149

401-2420000 FUND BAL - UNRESTRICTED 0

 TOTAL ELECTRIC - PE 23,452,149
 =====

WATER - 402
 EXPENDITURES 1,876,311
 DEBT SERVICE 195,684
 CAPITAL OUTLAY 1,221,400
 TRANSFER OUT 318,505

 TOTAL EXPENDITURES 3,611,900

402-2420000 FUND BAL - ENDING WATER 0

 TOTAL WATER - PE 3,611,900
 =====

WASTEWATER - 403
 EXPENDITURES 2,152,450
 DEBT SERVICE 503,776
 CAPITAL OUTLAY 5,955,000
 TRANSFER OUT 1,970,574

 TOTAL EXPENDITURES 10,581,800

403-2420000 FUND BAL - ENDING WASTEWATER 0

 TOTAL WASTEWATER - PE 10,581,800
 =====

SOLID WASTE - 404
 EXPENDITURES 864,835
 DEBT SERVICE 57,176
 CAPITAL OUTLAY 385,000
 TRANSFER OUT 90,229

SCHEDULE B - APPROPRIATED
EXPENDITURES & RESERVES

ACCOUNT NO.	DESCRIPTION		
	TOTAL EXPENDITURES	1,397,240	-----
404-2420000	FUND BAL - ENDING SOLID WASTE	0	-----
	TOTAL SOLID WASTE - PE	1,397,240	=====
	CUSTOMER SERVICE - 405		
	EXPENDITURES	760,023	
	DEBT SERVICE	0	
	CAPITAL OUTLAY	0	
	TRANSFER OUT	0	
	TOTAL EXPENDITURES	760,023	-----
405-2420000	FUND BAL - ENDING CUSTOMER SER	142,272	-----
	TOTAL CUSTOMER SERVICE - PE	902,295	=====
	STORMWATER - 406		
	EXPENDITURES	251,151	
	DEBT SERVICE	714,350	
	CAPITAL OUTLAY	4,566,500	
	TRANSFER OUT	0	
	TOTAL EXPENDITURES	5,532,001	-----
406-2420000	FUND BAL - ENDING STORMWATER	0	-----
	TOTAL STORMWATER - PE	5,532,001	=====
	RECLAIMED WATER - 407		
	EXPENDITURES	76,548	
	DEBT SERVICE	0	
	CAPITAL OUTLAY	1,545,000	
	TRANSFER OUT	0	
	TOTAL EXPENDITURES	1,621,548	-----
	TOTAL RECLAIMED WATER - PE	1,621,548	=====
	SELF INSURANCE - 408		
	EXPENDITURES	1,784,266	-----

**SCHEDULE B - APPROPRIATED
EXPENDITURES & RESERVES**

ACCOUNT NO.	DESCRIPTION		
	TOTAL EXPENDITURES	1,784,266	-----
408-2720000	FUND BALANCE	0	-----
	TOTAL SELF INSURANCE	1,784,266	=====
	TOTAL EXPENDITURES & RESERVES	64,408,064	=====

DRAFT

Schedule C
CAPITAL OUTLAY

ACCOUNT_NO.	DESCRIPTION	ACTUAL FY2022	ACTUAL FY2023	BUDGET FY2024	ACTUAL FY2024	PROJECTED FY2024	2025_BUDGET APPROVED
001-1111-5006400	GENERAL FUND - 001 EQUIPMENT	0	0	1,500	0	0	0
	CITY COUNCIL	0	0	1,500	0	0	0
001-1211-5006400	EQUIPMENT	1,510	0	0	0	0	0
	CITY CLERK	1,510	0	0	0	0	0
	CITY MANAGER	0	0	0	0	0	0
	HUMAN RESOURCES	0	0	0	0	0	0
001-1313-5006400	EQUIPMENT	0	4,918	0	0	0	0
	FINANCE	0	4,918	0	0	0	0
001-1314-5006400	EQUIPMENT	42,739	8,279	45,000	87,412	90,000	45,000
	INFORMATION TECHNOLOGY	42,739	8,279	45,000	87,412	90,000	45,000
001-1319-5006220	BUILDING IMPROVEMENTS	0	0	150,000	0	0	184,490
001-1319-5006400	INFORMATION TECHNOLOGY	216,204	117,933	0	0	0	0
001-1319-5006500	CAPITAL OUTLAY-GENERAL FUND	0	4,275	0	0	0	0
	GENERAL SERVICES	216,204	122,208	150,000	0	0	184,490
	CITY ATTORNEY	0	0	0	0	0	0
	TOTAL - GENERAL GOVERNMENT	260,453	135,405	196,500	87,412	90,000	229,490
	CODE ENFORCEMENT	0	0	0	0	0	0
001-2021-5006200	BUILDINGS	4,200	0	0	0	0	0
001-2021-5006220	BUILDING IMPROVEMENTS	46,801	19,890	0	0	0	77,480
001-2021-5006400	EQUIPMENT	24,482	278,663	131,507	59,253	59,253	182,307
001-2021-5006431	VEHICLES	91,562	104,703	150,000	267,548	270,000	207,609
001-2021-5006443	EQUIPMENT	0	142,399	0	0	0	7,736
	POLICE	167,045	545,655	281,507	326,801	329,253	475,132
	TOTAL - PUBLIC SAFETY	167,045	545,655	281,507	326,801	329,253	475,132

Schedule C
CAPITAL OUTLAY

001-3052-5006200	BUILDINGS	201,474	18,644	0	46,850	46,850	0
001-3052-5006300	IMPROVEMENTS OTHER THAN BLDGS	145,995	976,694	0	1,057	1,057	0
001-3052-5006304	PAVEMENT MARKINGS	2,933	1,929	15,000	5,537	15,934	5,000
001-3052-5006370	STREET PAVING	65,058	62,859	2,000,000	10,397	3,216,000	0
001-3052-5006380	DIRT TO PAVE (5 CENT GAS TAX)	0	44,000	800,000	0	0	400,000
001-3052-5006400	EQUIPMENT	0	5,938	130,000	112,360	112,360	0
001-3052-5006431	VEHICLES	0	0	90,000	66,289	66,289	0
001-3052-5006493	SIGN PROGRAM	19,951	14,934	30,000	15,298	23,000	30,000
001-3052-5006495	SIDEWALK PROGRAM	66,453	102,915	45,000	533,302	742,552	45,000
	PUBLIC WORKS	501,864	1,227,912	3,110,000	791,089	4,224,042	480,000
001-3090-5006400	EQUIPMENT	0	0	31,000	10,380	10,380	11,500
	EQUIPMENT MAINTENANCE	0	0	31,000	10,380	10,380	11,500
001-3053-5006400	EQUIPMENT	0	13,785	97,000	107,986	107,986	74,500
	RIGHT-OF-WAY MAINTENANCE	0	13,785	97,000	107,986	107,986	74,500
	TOTAL TRANSPORTATION	501,864	1,241,697	3,238,000	909,456	4,342,408	566,000
001-1515-5006400	EQUIPMENT	0	0	1,500	0	3,264	0
001-1515-5006431	VEHICLES	0	0	30,000	27,784	27,784	0
001-1515-5006500	CAPITAL OUTLAY	0	0	229,000	0	0	1,000,000
	DEVELOPMENT SERVICE	0	0	260,500	27,784	31,048	1,000,000
	TOTAL - PHYSICAL ENVIRONMENT	0	0	260,500	27,784	31,048	1,000,000
001-1214-5006326	IMPROVEMENTS	170,705	7,730	1,567,600	34,198	70,000	1,647,600
	AUGUSTA SAVAGE ARTS & COMM	170,705	7,730	1,567,600	34,198	70,000	1,647,600
001-3072-5006300	IMPROVT OTHER THAN BLDGS	201,684	144,827	490,000	312,036	507,377	470,000
001-3072-5006400	EQUIPMENT	49,233	6,237	23,500	13,883	13,883	24,000
001-3072-5006430	PALMETTO TRAIL	84,953	1,452,077	0	35,132	35,132	0
	PARKS	335,870	1,603,141	513,500	361,051	556,392	494,000
	PARKS & REC. PROGRAMMING	0	0	0	0	0	0
	TOTAL - CULTURAL & RECREATION	506,575	1,610,871	2,081,100	395,249	626,392	2,141,600

Schedule C
CAPITAL OUTLAY

	TOTAL GENERAL FUND	1,435,937	3,533,628	6,057,607	1,746,702	5,419,101	4,412,222
101-1006-5006403	DISASTER FUND - 101 ARPA - WALNUT ST IMPROVEMENTS	0	0	0	1,956,196	0	0
	TOTAL - DISASTER FUND - PUBLIC SAFETY	0	0	0	1,956,196	0	0
102-1516-5006400	BUILDING PERMIT FUND - 102 EQUIPMENT	0	1,963	0	0	0	6,000
	TOTAL - BUILDING PERMITS - PUBLIC SAFETY	0	1,963	0	0	0	6,000
	SPECIAL LAW ENFORC. FUND - 104	0	0	0	0	0	0
	TOTAL - LAW ENFORC - PUBLIC SAFETY	0	0	0	0	0	0
107-1515-5006500	CRA - 107 CAPITAL OUTLAY	0	0	0	0	0	47,492
	TOTAL - CRA - ECONOMIC ENVIRONMENT	0	0	0	0	0	47,492
	GEN. CAPITAL IMPRO FUND - 300	0	0	0	0	0	0
	TOTAL - GEN CAP IMPRO - DEBT	0	0	0	0	0	0
	SPRING PARK CAP FUND - 310	0	0	0	0	0	0
	TOTAL - SPRING PARK CAP - DEBT	0	0	0	0	0	0

Schedule C
CAPITAL OUTLAY

401-3031-5006201	ELECTRIC UTILITIES - 401							
401-3031-5006300	BUILDING IMPROVEMENTS	0	0	3,000,000	0	0	5,000,000	
401-3031-5006301	IMPROVEMENTS OTHER THAN BLDGS	0	50,101					
401-3031-5006400	EXTEND NEW LINES	0	0	200,000	6,118	50,000	100,000	
401-3031-5006404	EQUIPMENT	0	0	350,000	14,909	5,000	90,000	
401-3031-5006404	EQUIPMENT-VEHICLES	0	0	316,000	96,453	96,453	335,000	
401-3031-5006500	CAPITAL OUTLAY-ELECTRIC	6,693	0					
401-3031-5006501	CONVERT UG RADIAL FEEDS TO LOO	0	0	75,000	11,797	30,000	40,000	
401-3031-5006502	CONVERT NORTHEND TO 23CB	0	0	0	0	0	75,000	
401-3031-5006510	MAGNOLIA POINT 3RD FEED	0	0	0	0	0	50,000	
401-3031-5006511	LED CONVERSION OF STREET LIGHT	0	0	75,000	0	20,000	0	
401-3031-5006512	BLACK CREEK VILLAGE	0	46,140					
401-3031-5006514	HIGHLAND APARTMENTS	18,888	0					
401-3031-5006515	CHAPMAN 2 EXTENSION -2 CIRCUIT	0	0	350,000	0	250,000	0	
401-3031-5006516	Reliability Project	0	513,759	0	0	0	50,000	
401-3031-5006517	1729 Verdad Project	0	41,359					
401-3031-5006518	Concert North End of Town - Reliabi	0	42,860					
401-3031-5006519	DESIGNATED SYSTEM NEUTRAL	0	0	150,000	0	100,000	10,000	
401-3031-5006520	COUNTY ROAD 209 HARDENING	24,314	0					
401-3031-5006521	Rookery Subdivision Project	0	62,712	0	0	0	1,500,000	
401-3031-5006522	ROOKERY TRANSFORMERS	0	0	0	0	0	702,000	
401-3031-5006550	REYNOLDS INDUSTRIAL PARK	0	0	50,000	0	10,000	0	
401-3031-5006990	ELECTRIC SYS MATERIALS	0	0	250,000	9,112	200,000	200,000	
	TOTAL ELECTRIC - PHYSICAL ENVIRONMENT	49,895	756,931	4,816,000	138,389	761,453	8,152,000	
402-3033-5006200	WATER - 402							
402-3033-5006350	BUILDING IMPROVEMENT	0	2,189	50,000	42,336	10,000	25,000	
402-3033-5006350	NEW METER READING INFRASTRUCTURE &	0	41,223					
402-3033-5006391	WATER LINE REPLACEMENT	19,789	0	20,000	0	20,000	20,000	
402-3033-5006393	NEW/REPLACE VALVES	0	0	10,000	24,430	25,000	10,000	
402-3033-5006395	NEW METERS INSTALLED	15,455	0	20,000	26,821	20,000	20,000	
402-3033-5006396	LINE EXTENSIONS	6,127	8,325	10,000	23,240	25,000	30,000	
402-3033-5006400	EQUIPMENT	6,483	81,300	50,000	40,222	55,000	55,000	
402-3033-5006401	C.R. 315 UTILITY RELOCATIONS	0	0	450,000	0	0	450,000	
402-3033-5006402	REYNOLDS/SOUTH SERVICE IMPROVE	0	0	250,000	0	0	0	
402-3033-5006403	TREATMENT PLANT	10,099	61,132	0	15,000	12,000	0	
402-3033-5006405	REYNOLDS WATER SYSTEM IMPROVEM	0	0	600,000	0	0	0	
402-3033-5006406	C.R. 209 S. WATER & SEWER FORC	14,767	0	485,000	0	0	485,000	
402-3033-5006407	REYNOLDS HIGH SRV PUMP IMPR AN	0	0	281,500	0	200,000	126,400	
402-3033-5006500	CAPITAL OUTLAY-WATER	0	21,800					
	TOTAL WATER - PHYSICAL ENVIRONMENT	72,720	215,969	2,226,500	172,049	367,000	1,221,400	
403-3035-5006200	WASTEWATER - 403							
403-3035-5006300	BUILDINGS	0	0	0	34,500	35,000	0	
403-3035-5006300	IMPROVE OTHER THAN BLDGS	17,189	0	25,000	19,437	25,000	25,000	
403-3035-5006301	LINE EXTENSIONS	9,700	34,239	20,000	22,981	25,000	20,000	
403-3035-5006302	LIFT STATION IMPROVEMENTS	0	84,965	800,000	5,831	300,000	400,000	
403-3035-5006304	MANHOLE REHABILITATION	13,832	27,625	30,000	5,500	10,000	35,000	

Schedule C
CAPITAL OUTLAY

403-3035-5006305	HMGP GRANTS - LIFT STATION GEN	184,312	40,823	0	2,800	2,800	0
403-3035-5006317	REHAB SEWER LINES	37,135	93,480	190,000	0	0	250,000
403-3035-5006350	NEW METER READING INFRASTRUCTURE	0	0	0	13,008	15,000	0
403-3035-5006396	LINE EXTENSIONS	0	0	0	1,440	2,000	0
403-3035-5006400	EQUIPMENT-PLANT/LIFT STATION R	33,526	39,432	50,000	20,425	40,000	75,000
403-3035-5006401	EQUIPMENT/VEHICLES	0	84,205	1,000,000	2,401	2,500	1,550,000
403-3035-5006403	C.R. 315 UTILITY RELOCATIONS	0	0	343,750	0	0	600,000
403-3035-5006404	REYNOLDS/SOUTH SERVICE IMPROVE	0	0	100,000	0	0	0
403-3035-5006405	CR 209 S FORCE MAIN EXTENSION	0	0	400,000	0	0	500,000
403-3035-5006406	C.R. 209 S. WATER & SEWER FORC	0	0	485,000	0	0	0
403-3035-5006500	CAPITAL OUTLAY-WW	9,290,452	1,992,143	1,000,000	1,367,641	2,000,000	2,500,000
	TOTAL WASTEWATER - PHYSICAL ENVIRONMENT	9,586,146	2,396,911	4,443,750	1,495,963	2,457,300	5,955,000
404-3034-5006431	SOLID WASTE - 404 VEHICLES	0	0	573,000	203,439	203,439	385,000
	TOTAL SOLID WASTE - PE	0	0	573,000	203,439	203,439	385,000
405-3038-5006400	CUSTOMER SERVICE - 405 EQUIPMENT	4,459	3,584	0	6,470	6,470	0
	TOTAL CUSTOMER SERVICE - PHYSICAL ENVIRONMENT	4,459	3,584	0	6,470	6,470	0
406-3036-5006307	STORMWATER - 406 STORMWATER IMPROVEMENTS	89,869	245,424	1,834,436	1,327,853	110,957	4,266,500
406-3036-5006431	VEHICLE	0	0	550,000	562,487	562,487	300,000
406-3036-5006400	EQUIPMENT	74,715					
	TOTAL STORMWATER - PHYSICAL ENVIRONMENT	164,583	245,424	2,384,436	1,890,341	673,444	4,566,500
407-3039-5006994	RECLAIMED WATER - 407 RECLAIMED WATER SYSTEM	0	0	986,000	0	300,000	1,545,000
	TOTAL RECLAIMED WATER - PHYSICAL ENVIRONMENT	0	0	986,000	0	300,000	1,545,000
	TOTAL CAPITAL OUTLAY	11,313,741	7,154,410	21,487,293	7,609,549	10,188,207	26,290,614

BUDGET APPROPRIATIONS - DETAIL
 GENERAL FUND (RPT 20030)

G/L ACCOUNT	G/L DESCRIPTION	ACTUAL FY2022	ACTUAL FY2023	BUDGET FY2024	ACTUAL YTD FY2024	PROJECTED FY2024	2025 BUDGET APPROVED
001 - GENERAL FUND							
BEG. BALANCES & REVENUES							
001-2400100	FUND BAL - BEG. ARPA FUNDS	0	0	1,320,107	0	0	0
001-240700	FUND BAL - BEG GAS TAX 5 CENT	0	0	570,000	0	629,704	0
001-2408000	FUND BAL - BEG - SURTAX	0	0	18,363	0	1,932,575	0
001-2409000	FUND BALANCE - UNRESTRICTED	0	0	0	0	1,574,839	0
USE OF FUND BALANCE		0	0	1,908,470	0	987,440	0
TAXES							
AD VALOREM TAXES							
001-3111000	AD VALOREM TAXES-CURRENT	2,042,197	2,738,310	3,159,361	3,133,059	3,133,059	4,079,175
TOTAL AD VALOREM TAXES		2,042,197	2,738,310	3,159,361	3,133,059	3,133,059	4,079,175
OTHER TAXES							
001-3211000	BUSINESS TAX	35,532	35,060	40,000	18,475	19,055	40,000
001-3122100	6% GAS TAX CNTY OPT (R-G)	246,248	252,079	248,176	158,598	256,654	256,654
001-3122110	GAS TAX LOCAL OPT 5 CENTS (R-G)	117,262	124,177	124,367	79,664	127,865	127,865
001-3126000	FL 7TH CENT SURTAX (R-S)	1,247,165	1,518,086	1,567,405	1,030,537	1,558,116	1,593,381
001-3132200	COMMUNICATIONS SVCS TAX	441,579	534,220	518,032	392,423	544,809	524,810
001-3141000	UTILITY TAX-WATER	137,441	144,516	145,000	75,075	138,654	138,654
001-3149000	UTILITY TAX-OTHER	54,641	52,453	60,000	39,990	54,498	54,498
TOTAL OTHER TAXES		2,279,868	2,660,591	2,702,980	1,794,761	2,699,651	2,735,862
TOTAL AD VALOREM & OTHER TAXES		4,322,065	5,398,901	5,862,341	4,927,820	5,832,710	6,815,037
PERMITS AND FEES							
001-3130000	FRANCHISE FEES	9,248	21,700	8,000	195,159	200,384	48,983
001-3243100	IMPACT FEE - MOBILITY FEE	0	0	0	22,975	22,975	332,062
001-3243200	IMPACT FEE-PARK FEE	0	0	0	0	0	160,000

BUDGET APPROPRIATIONS - DETAIL
GENERAL FUND (RPT 20030)

G/L ACCOUNT	G/L DESCRIPTION	ACTUAL FY2022	ACTUAL FY2023	BUDGET FY2024	ACTUAL YTD FY2024	PROJECTED FY2024	2025 BUDGET APPROVED
	TOTAL PERMITS AND FEES	9,248	21,700	8,000	218,134	223,359	541,045

	INTERGOVERNMENTAL						
001-3124001	INTERLOCAL-SCHOOL BOARD	343,423	261,066	371,088	371,878	425,923	218,937
001-3351200	STATE REVENUE SHARING	365,272	460,735	442,754	362,101	506,581	506,581
001-3513000	POLICE EDUCATION	10,827	2,384	10,000	2,193-	2,580-	10,094
001-3351400	MOBILE HOME LICENSING	1,849	1,856	2,500	1,564	1,591	1,591
001-3351500	BEVERAGE LICENSE	5,595	7,692	5,000	3,927	3,927	3,878
001-3351800	SALES TAX 1/2 CENT	560,739	689,097	706,589	486,730	694,631	693,699
001-3351900	ARPA REVENUE	1,232,706	816,279	0	0	2,246,837	0
001-3354100	MUNICIPAL FUEL REBATE	8,740	0	10,000	5,678	10,000	10,000
001-3423111	DOT-SIGNAL MAINTENANCE	36,184	37,172	37,172	39,840	39,840	39,840
001-3423112	SAFETY GRANT-FLA LEAGUE	0	0	6,000	0	0	6,000
001-3439000	DOT MEDIAN MAINTENANCE	31,425	41,900	41,900	41,900	41,900	31,425
001-3439100	DOT STREET LIGHTING	36,165	0	39,319	81,948	81,948	39,319
001-3439110	TREE MITIGATION	0	0	0	3,407	3,407	3,407
001-3472910	FEMA REVENUE	0	119,411	0	59,244	59,244	0
001-3515001	USDOJ - COPS GRANT	0	0	49,000	0	0	0
001-3515113	2020 JAG-DIRECT PROGRAM GRANT	1,583	0	0	44,246	44,246	44,246
001-3515114	2021-FBSFA-F2-037 FDLE GRANT	1,573	0	0	0	0	0
001-3515115	FDLE 2020 CESF PROGRAM GRANT	1,071	0	0	0	0	0
001-3515125	JADG-POL/GUN/TAS.VEST	0	0	1,505	0	0	0
001-3515127	DEA OT-SHERF TASK FC-GUZM	0	0	0	13,243	20,000	0
001-3515136	DOJ-OT-CARPENTER	17,589	0	8,000	0	0	0
001-3515140	GRANT - LLI - DOCK EXTENSION	0	0	0	0	300,000	0
001-3515142	GRANT - FDOT - PALMETTO - G2390	0	1,029,722	0	496,010	496,010	0
001-3832236	GRANTS	0	0	2,284,232	0	0	2,736,090
001-3832238	LEGISLATIVE DELEGATION	0	0	100,000	0	0	0
001-3832239	PRIVATE DEVELOPER	0	0	18,000	0	0	0
001-3125210	POLICE STATE CONTRIBUTION	145,216	156,185	0	0	0	0
001-3341100	GRANTS/LOANS	0	0	0	15,000	15,000	105,370

	TOTAL INTERGOVERNMENTAL	2,799,956	3,623,499	4,133,059	2,024,523	4,988,505	4,450,477

	CHARGES FOR SERVICES						
001-3410000	GEN GOVT-QUALIFYING FEES	2,061	720	0	0	0	0
001-3412000	PLANNING & ZONING FEES	40,676	41,684	40,000	63,286	90,568	72,000

BUDGET APPROPRIATIONS - DETAIL
GENERAL FUND (RPT 20030)

G/L ACCOUNT	G/L DESCRIPTION	ACTUAL FY2022	ACTUAL FY2023	BUDGET FY2024	ACTUAL YTD FY2024	PROJECTED FY2024	2025 BUDGET APPROVED
001-3414000	CERTIFICATION & COPYING	475	1,434	1,000	1,404	1,500	2,000
001-3472500	SPECIAL EVENTS-AUGUSTA SAVAGE	360	166-	0	0	0	0
001-3472800	DONATIONS SPECIAL EVENTS	32,321	30,954	25,000	46,614	50,000	50,000
001-3472900	REC SPECIAL EVENTS	46,638	26,140	45,000	27,483	27,483	25,000
001-3699201	RELAY FOR LIFE	30	0	0	0	0	0
001-3699205	RIVERFEST SPECIAL EVENTS REVENUE	0	0	0	9,673	9,823	0
001-3699215	150TH CELEBRATION SPECIAL EVENTS RE	0	0	0	1,094	3,890	0
001-3699223	RENT-BUILDING DEPARTMENT	40,000	40,000	40,000	30,000	40,000	40,000
001-3699225	RENT AUGUSTA SAVAGE FACIL	28,979	11,445	67,500	56,258	73,135	73,135
001-3699229	LEASE REVENUE	48,227	51,112	0	0	0	0
001-3699230	PIER DOCKING FEES	7,064	3,136	6,000	4,546	5,983	6,000
001-3724100	PARK RESERVATION FEES	25,837	27,083	30,000	15,233	19,600	30,000
001-3820000	COST RECOVERIES-WATER	140,176	140,176	157,448	131,207	157,448	157,448
001-3821000	COST RECOVERIES-WASTEWATR	160,645	160,645	239,521	199,601	239,521	239,521
001-3832110	COST RECOVERIES-SOLID WST	68,449	68,449	124,761	103,968	124,761	70,000
001-3832120	COST RECOVERIES-ELECTRIC	282,195	282,195	425,491	354,576	425,491	425,491
TOTAL CHARGES FOR SERVICES		924,133	885,008	1,201,721	1,044,941	1,269,202	1,190,595
FINES AND FORFEITURES							
001-3222100	CODE ENFORCE FINES	54,093	9,857	30,000	15,649	16,449	25,000
001-3510000	ASSET FORFEITURE-FEDERAL	36,108	19,829	0	18,699	20,000	2,850
001-3511000	COURT FINES & FORFEITURES	22,560	21,322	30,000	14,040	20,500	20,500
001-3511010	RED LIGHT CAMERA REVENUE	1,034,443	761,350	1,250,000	558,245	667,555	800,000
001-3540000	PARKING FINES	845	1,275	700	256	300	200
TOTAL FINES AND FORFEITURES		1,148,049	813,634	1,310,700	606,888	724,804	848,550
INVESTMENT INCOME							
001-3611000	INTEREST EARNED	3,411	70,451	0	48,239	63,190	40,000
001-3611050	INTEREST EARNED - LEASES	6,566	6,179	0	0	0	0
001-3612000	INTEREST ON FSBA INVEST	13,876	80,807	75,000	73,238	89,050	50,000
TOTAL INVESTMENT INCOME		23,853	157,437	75,000	121,477	152,240	90,000
MISCELLANEOUS							

BUDGET APPROPRIATIONS - DETAIL
GENERAL FUND (RPT 20030)

G/L ACCOUNT	G/L DESCRIPTION	ACTUAL FY2022	ACTUAL FY2023	BUDGET FY2024	ACTUAL YTD FY2024	PROJECTED FY2024	2025 BUDGET APPROVED
001-3472902	SPEC EVENT-OUTSIDE CONTRIBUTION	3,149	1,763-	28,000	0	0	0
001-3651000	SALE OF SURPLUS	38,342	1,311	15,000	7,007	10,000	15,000
001-3699200	MISCELLANEOUS INCOME	1,611	14,990	2,000	4,608	5,000	1,000
001-3699300	FIRE TRUCK PROJECT	18,534	1,622	0	145	145	145
001-3640000	SALE OF FIXED ASSETS	0	12,176	0	14,216	14,216	15,000
TOTAL MISCELLANEOUS		61,635	28,335	45,000	25,976	29,361	31,145
OTHER FINANCING SOURCES							
TOTAL OTHER FINANCING SOURCES		0	0	0	0	0	0
TRANSFERS							
001-3830310	TRANSFER FROM 310	0	649,828	0	0	0	0
001-3832103	TRANSFER F/ELECTRIC	850,000	850,000	986,000	821,667	986,000	500,000
001-3832105	TRANSFER F/WATER	100,000	100,000	120,000	100,000	120,000	120,000
001-3832106	TRANS F/WWATER	135,000	135,000	200,000	166,667	200,000	200,000
001-3832107	TRANSFER F/SWASTE	20,000	20,000	48,000	40,000	48,000	0
TOTAL TRANSFER		1,105,000	1,754,828	1,354,000	1,128,333	1,354,000	820,000
TOTAL BEG. BALANCE & REVENUES		10,393,939	12,683,341	15,898,291	10,098,093	15,561,621	14,786,849

BUDGET APPROPRIATIONS - DETAIL
GENERAL FUND (RPT 20030)

G/L ACCOUNT	G/L DESCRIPTION	ACTUAL FY2022	ACTUAL FY2023	BUDGET FY2024	ACTUAL YTD FY2024	PROJECTED FY2024	2025 BUDGET APPROVED
	CITY COUNCIL - 1111 - GG	80,800	87,887	91,490	52,994	62,854	70,844
	CITY CLERK -1211 - GG	146,781	205,873	186,623	167,745	202,817	208,470
	CITY MANAGER - 1212 - GG	384,612	430,428	478,016	366,818	450,393	458,341
	HUMAN RESOURCES - 1213 - GG	244,599	325,456	546,035	374,794	561,723	541,111
	FINANCE - 1313 - GG	354,288	434,596	499,139	408,311	521,026	547,631
	INFORMATION TECH - 1314 -GG	278,182	298,909	337,412	359,763	429,911	398,079
	GENERAL SERVICES - 1319 -GG	642,558	631,580	708,959	470,791	598,051	843,703
	CITY ATTORNEY - 1414 - GG	227,134	370,525	168,785	181,004	225,095	165,817
	TOTAL - GENERAL GOV SVC	2,358,954	2,785,253	3,016,459	2,382,221	3,051,870	3,233,994
	CODE ENFORC - 1517 - PS	48,585	85,962	105,482	66,098	85,236	110,280
	POLICE DEPARTMENT - 2021 - PS	3,723,476	4,881,973	4,747,806	4,022,694	4,669,303	4,987,514
	TOTAL - PUBLIC SAFETY	3,772,061	4,967,936	4,853,288	4,088,792	4,754,539	5,097,794
	PUBLIC WORKS - 3052 - T	1,197,159	2,080,453	3,893,073	1,494,880	5,080,083	1,355,079
	RIGHT OF WAY - 3053 - T	281,601	443,953	538,006	537,479	632,811	563,033
	EQUIPMENT MAINT - 3090 -T	182,363	233,421	253,128	200,177	251,042	268,701
	TOTAL - TRANSPORTATION	1,661,123	2,757,827	4,684,207	2,232,537	5,963,935	2,186,813
	DEVELOPMENT SRV - 1515 - PE	314,057	244,460	593,145	215,337	294,244	1,268,949
	TOTAL PHYSICAL ENVIRONMENT	314,057	244,460	593,145	215,337	294,244	1,268,949
	AUGUSTA SAVAGE CNT - 1214 - CR	298,629	131,245	1,723,983	146,467	205,626	1,796,179
	PARKS - 3072 - CR	781,933	2,041,932	944,209	832,886	1,179,968	1,119,120
	PARKS & REC PROG - 3073 - CR	72,123	79,000	84,000	54,550	84,000	84,000
	TOTAL - CULTURE & RECREATION	1,152,685	2,252,177	2,752,192	1,033,902	1,469,594	2,999,298
	INTERFUND TRANSFERS	0	0	0	0	0	0
	TOTAL EXPENDITURES	9,258,879	13,007,653	15,899,291	9,952,789	15,534,182	14,786,849

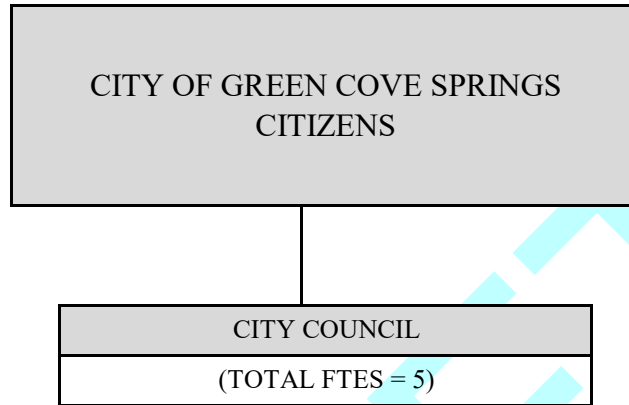
BUDGET APPROPRIATIONS - DETAIL
 GENERAL FUND (RPT 20030)

G/L ACCOUNT	G/L DESCRIPTION	ACTUAL FY2022	ACTUAL FY2023	BUDGET FY2024	ACTUAL YTD FY2024	PROJECTED FY2024	2025 BUDGET APPROVED
	ENDING CASH	1,135,060	324,312-	1,000-	145,304	27,440	0

DRAFT

CITY COUNCIL
(001-1111)

All powers of the City shall be vested in the City Council except as otherwise provided by law or by the Charter. As the City's governing body, the City Council exercises legislative authority through the enactment of Ordinances and Resolutions. The City Council is responsible for the formulation of public policy, and sets guidelines for and adopts the annual operating and capital improvement budgets.



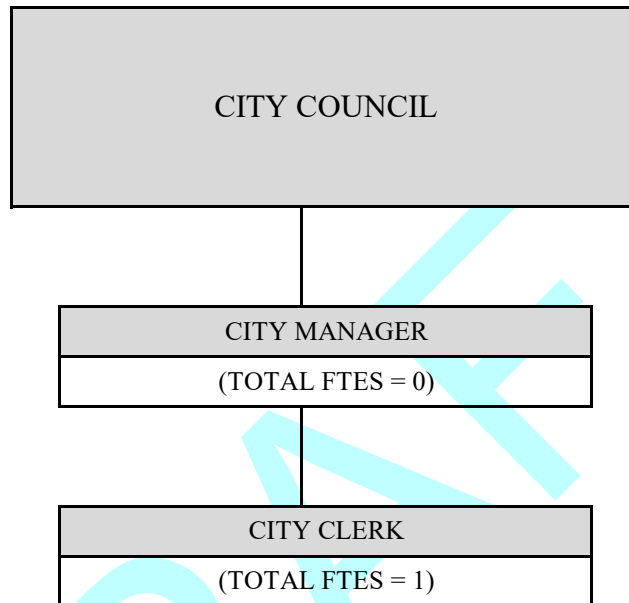
DRAFT

BUDGET APPROPRIATIONS - DETAIL
 GENERAL FUND (RPT 20040)

G/L ACCOUNT	G/L DESCRIPTION	ACTUAL FY2022	ACTUAL FY2023	BUDGET FY2024	ACTUAL YTD FY2024	PROJECTED FY2024	2025 BUDGET APPROVED
CITY COUNCIL							
PERSONAL SERVICES							
001-1111-5001100	EXECUTIVE SALARIES	31,200	31,400	31,205	28,400	31,000	31,205
001-1111-5002100	FICA	2,264	2,284	2,387	2,065	2,391	2,387
001-1111-5002200	RETIREMENT	16,361	17,921	16,046	16,665	18,311	18,311
001-1111-5002300	LIFE/HEALTH INSURANCE	908	1,686	1,014	832	1,612	1,378
001-1111-5002400	WORKERS COMPENSATION	90	89	98	99	99	106
TOTAL PERSONAL SERVICES		50,823	53,380	50,750	48,061	53,414	53,388
=====							
OPERATING EXPENSES							
001-1111-5003100	PROFESSIONAL SERVICES	20,000	22,000	22,000	0	0	0
001-1111-5003101	MAINT SUPPORT/SOFTWARE	828	766	890	899	890	1,006
001-1111-5004000	TRAVEL & PER DIEM	1,474	4,146	6,800	0	3,000	6,800
001-1111-5005100	OFFICE SUPPLIES	37	0	100	0	0	100
001-1111-5005200	OPERATING SUPPLIES	3,934	2,633	2,500	913	850	2,500
001-1111-5005400	BOOKS, PUB, SUB & MEMBER...	1,933	3,503	3,500	3,122	3,500	3,600
001-1111-5005410	PROFESSIONAL DEVELOPMENT	1,770	1,460	3,450	0	1,200	3,450
TOTAL OPERATING EXPENSES		29,977	34,507	39,240	4,933	9,440	17,456
=====							
CAPITAL OUTLAY							
001-1111-5006400	EQUIPMENT	0	0	1,500	0	0	0
TOTAL CAPITAL OUTLAY		0	0	1,500	0	0	0
=====							
TRANSFERS							
TOTAL TRANSFERS		0	0	0	0	0	0
=====							
TOTAL EXPENDITURES		80,800	87,887	91,490	52,994	62,854	70,844
=====							

CITY CLERK
(001-1211)

The City Clerk collects, manages and disseminates information produced and used by the City; maintains and archives the official records of City business; prepares and manages the agenda and minutes for City Council meetings; and efficiently meets all statutory obligations with respect to public records retention and legislative actions of the City of Green Cove Springs.



BUDGET APPROPRIATIONS - DETAIL
 GENERAL FUND (RPT 20040)

G/L ACCOUNT	G/L DESCRIPTION	ACTUAL FY2022	ACTUAL FY2023	BUDGET FY2024	ACTUAL YTD FY2024	PROJECTED FY2024	2025 BUDGET APPROVED
	CITY CLERK						
	PERSONAL SERVICES						
001-1211-5001200	SALARIES	65,843	78,089	74,115	65,338	78,162	78,162
001-1211-5001400	OVERTIME	1,005	0	0	0	0	0
001-1211-5002100	FICA	4,586	5,515	5,670	4,552	5,980	5,979
001-1211-5002200	RETIREMENT	19,745	22,302	21,501	22,554	26,982	26,982
001-1211-5002300	LIFE/HEALTH INSURANCE	12,765	30,742	17,816	14,525	29,544	24,100
001-1211-5002400	WORKERS COMPENSATION	191	207	230	233	233	248
	TOTAL PERSONAL SERVICES	104,135	136,856	119,332	107,202	140,901	135,471
	OPERATING EXPENSES						
001-1211-5003100	PROFESSIONAL SERVICES	360	360	361	300	330	361
001-1211-5003101	MAINT SUPPORT/SOFTWARE	512	666	410	311	348	348
001-1211-5003420	CONT SERVICES	11,524	16,495	17,600	13,953	14,703	20,270
001-1211-5004000	TRAVEL & PER DIEM	1,299	906	1,600	765	765	2,400
001-1211-5004100	COMMUNICATIONS	0	51	0	0	0	0
001-1211-5004610	EQUIPMENT MAINTENANCE	14,302	39,821	44,200	44,108	44,200	46,100
001-1211-5004700	PRINTING & BINDING	0	0	200	0	0	200
001-1211-5005100	OFFICE SUPPLIES	0	0	200	0	0	200
001-1211-5005200	OPERATING SUPPLIES	3,041	5,381	800	707	750	1,000
001-1211-5005400	BOOKS, PUB, SUB & MEMBERS	265	400	380	0	380	380
001-1211-5005403	EAP PROGRAM	0	0	40	0	40	40
001-1211-5005410	PROFESSIONAL DEVELOPMENT	9,834	4,936	1,500	400	400	1,700
	TOTAL OPERATING EXPENSES	41,136	69,017	67,291	60,544	61,916	72,999
	CAPITAL OUTLAY						
001-1211-5006400	EQUIPMENT	1,510	0	0	0	0	0
	TOTAL CAPITAL OUTLAY	1,510	0	0	0	0	0
	TRANSFERS						

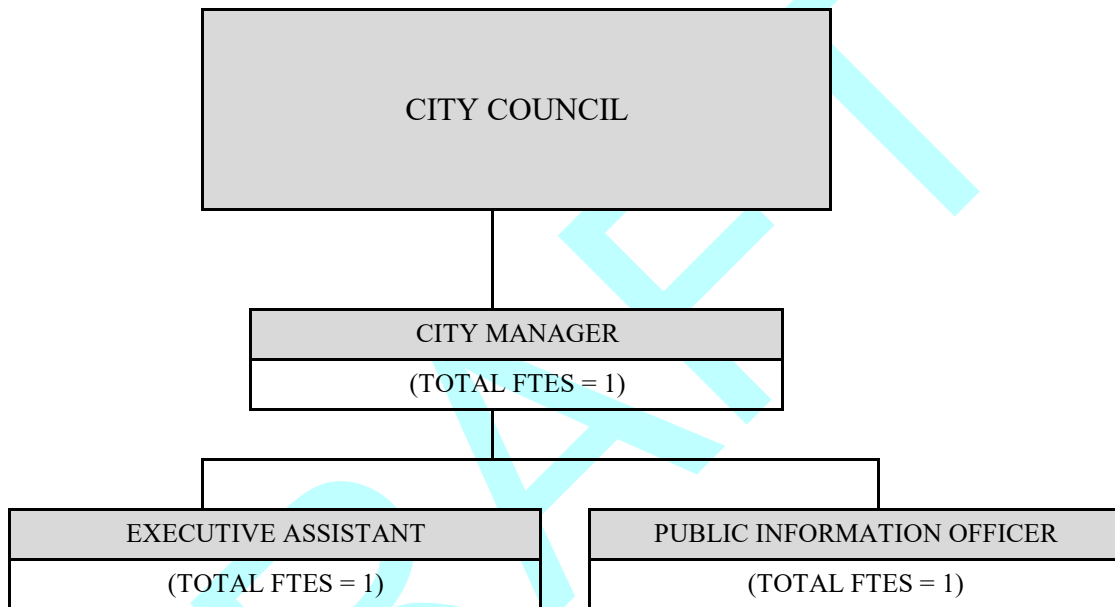
BUDGET APPROPRIATIONS - DETAIL
GENERAL FUND (RPT 20040)

G/L ACCOUNT	G/L DESCRIPTION	ACTUAL FY2022	ACTUAL FY2023	BUDGET FY2024	ACTUAL YTD FY2024	PROJECTED FY2024	2025 BUDGET APPROVED
	TOTAL TRANSFERS	0	0	0	0	0	0
	TOTAL EXPENDITURES	146,781	205,873	186,623	167,745	202,817	208,470

DRAFT

CITY MANAGER
(001-1212)

The City Manager is appointed by the City Council and serves at the pleasure of the Council. As the Chief Administrative Officer for the City of Green Cove Springs, the City Manager is responsible for the administration of all City affairs, personnel, and departments, as well as the execution of the City Council's 2025 Vision Plan and its Goals. The City Manager's Office oversees all general government programs and services, as well as enterprise operations for six municipal utilities (electric, water, sewer, reclaimed water, stormwater, and solid waste). The City Manager ensures that City laws, ordinances, resolutions, and policies are followed; attends all Council meetings; prepares the Annual City Budget and Capital Improvement Plan; and performs other duties as assigned by the City Council.



BUDGET APPROPRIATIONS - DETAIL
GENERAL FUND (RPT 20040)

G/L ACCOUNT	G/L DESCRIPTION	ACTUAL FY2022	ACTUAL FY2023	BUDGET FY2024	ACTUAL YTD FY2024	PROJECTED FY2024	2025 BUDGET APPROVED
	CITY MANAGER						
	PERSONAL SERVICES						
001-1212-5001200	SALARIES	259,386	285,377	280,826	248,973	296,625	307,741
001-1212-5001400	OVERTIME	6,635	10,378	5,000	4,113	5,000	5,000
001-1212-5002100	FICA	19,359	21,397	21,866	17,722	22,201	23,925
001-1212-5002200	RETIREMENT	11,735	14,672	13,550	13,004	15,813	18,269
001-1212-5002230	MANAGER'S OFFICE - RETIREMENT-	22,918	25,468	24,758	22,040	25,816	25,816
001-1212-5002300	LIFE/HEALTH INSURANCE	30,313	40,517	41,254	32,521	46,450	54,510
001-1212-5002400	WORKERS COMPENSATION	733	800	886	897	897	955
	TOTAL PERSONAL SERVICES	351,079	398,609	388,140	339,270	412,802	436,215
	OPERATING EXPENSES						
001-1212-5003100	PROFESSIONAL SERVICES	1,080	1,710	61,100	1,415	1,955	1,200
001-1212-5003101	MAINT SUPPORT/SOFTWARE	4,116	2,929	1,100	1,586	1,586	2,100
001-1212-5004000	TRAVEL & PER DIEM	3,045	5,483	3,200	3,070	3,200	3,200
001-1212-5004100	COMMUNICATIONS	14,602	12,199	15,000	10,700	15,000	6,000
001-1212-5004110	POSTAGE/FREIGHT	87	460	0	0	0	0
001-1212-5005100	OFFICE SUPPLIES	489	543	800	0	0	800
001-1212-5005200	OPERATING SUPPLIES	1,982	4,255	2,500	8,757	10,000	4,100
001-1212-5005400	BOOKS, PUB, SUBSCRIPTIONS	2,504	1,903	2,350	1,250	2,350	2,400
001-1212-5005401	WELLNESS MEMBERSHIP	240	60	240	0	0	240
001-1212-5005403	EAP PROGRAM	0	230	86	0	0	86
001-1212-5005410	PROFESSIONAL DEVELOPMENT	5,389	2,045	3,500	770	3,500	2,000
	TOTAL OPERATING EXPENSES	33,532	31,819	89,876	27,548	37,591	22,126
	CAPITAL OUTLAY						
	TOTAL CAPITAL OUTLAY	0	0	0	0	0	0
	TRANSFERS						

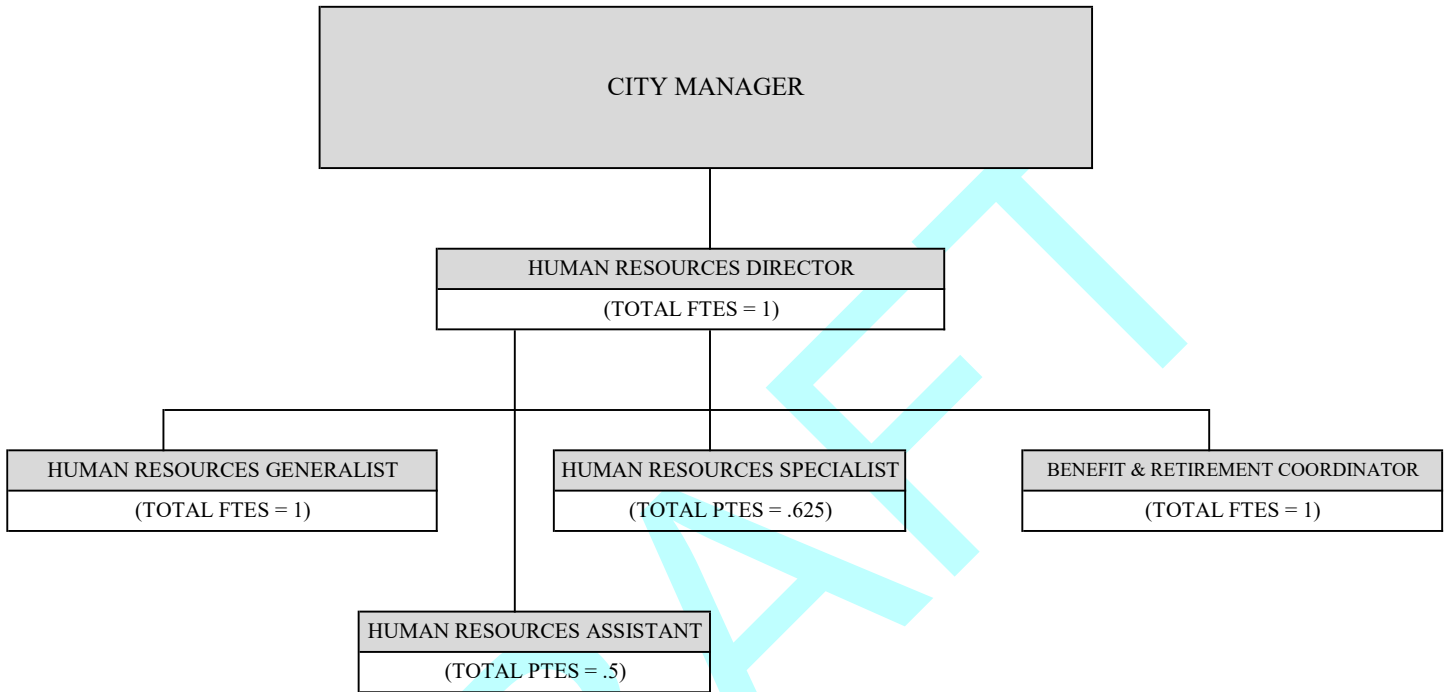
**BUDGET APPROPRIATIONS - DETAIL
 GENERAL FUND (RPT 20040)**

G/L ACCOUNT	G/L DESCRIPTION	ACTUAL FY2022	ACTUAL FY2023	BUDGET FY2024	ACTUAL YTD FY2024	PROJECTED FY2024	2025 BUDGET APPROVED
	TOTAL TRANSFERS	0	0	0	0	0	0
		=====	=====	=====	=====	=====	=====
	TOTAL EXPENDITURES	384,612	430,428	478,016	366,818	450,393	458,341
		=====	=====	=====	=====	=====	=====

DRAFT

HUMAN RESOURCES
(001-1213)

Responsible for the administration of the City's Personnel Policies and Procedures; advising management in all areas of human resources administration including employee health and morale. Serves as ADA Coordinator, Safety Coordinator and administers Drug-Free Workplace Program. Maintains City Human Resources Records and recruits highly qualified employees. Administers City's insurance programs and benefit plans.



BUDGET APPROPRIATIONS - DETAIL
GENERAL FUND (RPT 20040)

G/L ACCOUNT	G/L DESCRIPTION	ACTUAL FY2022	ACTUAL FY2023	BUDGET FY2024	ACTUAL YTD FY2024	PROJECTED FY2024	2025 BUDGET APPROVED
HUMAN RESOURCES							
PERSONAL SERVICES							
001-1213-5001200	SALARIES	135,044	176,860	261,860	190,426	234,590	247,430
001-1213-5001300	SALARIES-PART TIME	19,391	32,269	32,521	48,589	51,986	51,986
001-1213-5001400	OVERTIME	1,404	1,932	500	0	0	500
001-1213-5002100	FICA	11,723	16,080	22,559	18,017	21,926	22,905
001-1213-5002200	RETIREMENT	34,778	48,172	53,242	52,745	60,065	65,558
001-1213-5002300	LIFE/HEALTH INSURANCE	6,300	24,994	23,590	16,379	29,652	31,909
001-1213-5002400	WORKERS COMPENSATION	482	533	591	599	599	637
TOTAL PERSONAL SERVICES		209,122	300,840	394,863	326,755	398,817	420,925
OPERATING EXPENSES							
001-1213-5003100	PROFESSIONAL SERVICES	1,764	2,581	52,948	21,044	52,948	5,000
001-1213-5003101	MAINT SUPPORT/SOFTWARE	1,252	1,113	1,198	1,785	1,785	2,000
001-1213-5003420	CONTRACT SERVICES	26,860	12,653	90,000	11,002	90,000	104,036
001-1213-5004000	TRAVEL & PER DIEM	0	1,558	1,500	1,172	1,500	1,500
001-1213-5004100	COMMUNICATIONS	0	51	0	2,096	2,807	0
001-1213-5004110	POSTAGE/FREIGHT	0	0	50	0	0	0
001-1213-5004910	ADVERTISING	225	0	200	63	200	200
001-1213-5005100	OFFICE SUPPLIES	0	0	700	0	0	500
001-1213-5005200	OPERATING SUPPLIES	4,361	3,528	2,100	4,847	5,566	1,050
001-1213-5005400	BOOKS, PUB, SUB & MEMBERSHIPS	400	123	976	0	0	900
001-1213-5005401	WELLNESS MEMBERSHIP	0	3,010	0	5,380	6,600	3,500
001-1213-5005410	PROFESSIONAL DEVELOPMENT	615	0	1,500	650	1,500	1,500
TOTAL OPERATING EXPENSES		35,477	24,616	151,172	48,039	162,906	120,186
CAPITAL OUTLAY							
TOTAL CAPITAL OUTLAY		0	0	0	0	0	0
TRANSFERS							

BUDGET APPROPRIATIONS - DETAIL
GENERAL FUND (RPT 20040)

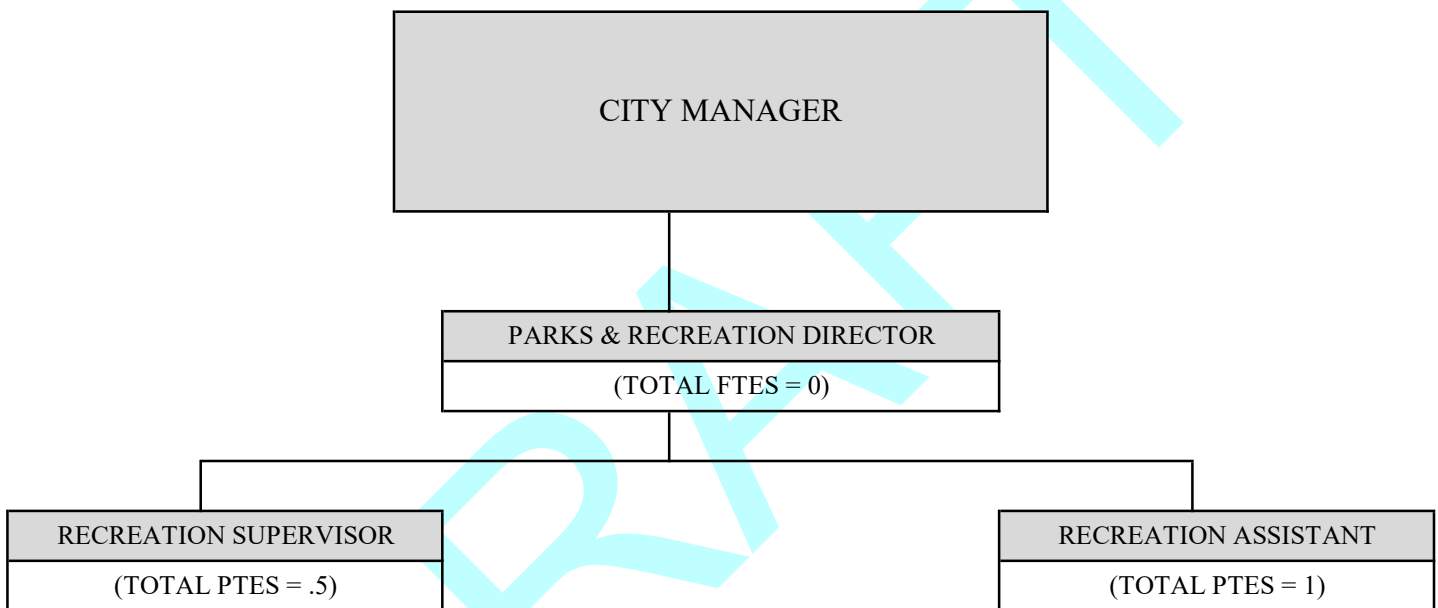
G/L ACCOUNT	G/L DESCRIPTION	ACTUAL FY2022	ACTUAL FY2023	BUDGET FY2024	ACTUAL YTD FY2024	PROJECTED FY2024	2025 BUDGET APPROVED
	TOTAL TRANSFERS	0	0	0	0	0	0
	TOTAL EXPENDITURES	244,599	325,456	546,035	374,794	561,723	541,111

DRAFT

AUGUSTA SAVAGE ARTS & COMMUNITY CENTER
(001-1214)

To enrich the quality of life for the community by providing activities and events that promote education, health, wellness, and the arts. To preserve local history through the Arts and Education. The Green Cove Springs Parks and Recreation Department oversees the following programs at the Thomas Hogans Memorial Gym:

- Nutrition and Wellness Programs
- Math, Science, and Reading Enrichment Summer Camp
- Community Youth Activities
- Adult Education Programs
- Mentoring Programs
- Collaboration with other Community Organizations



BUDGET APPROPRIATIONS - DETAIL
 GENERAL FUND (RPT 20040)

G/L ACCOUNT	G/L DESCRIPTION	ACTUAL FY2022	ACTUAL FY2023	BUDGET FY2024	ACTUAL YTD FY2024	PROJECTED FY2024	2025 BUDGET APPROVED
AUGUSTA SAVAGE ARTS & COMM CNT							
PERSONAL SERVICES							
001-1214-5001300	SALARIES-PART TIME	43,481	55,297	53,009	42,441	50,933	51,161
001-1214-5002100	FICA	3,326	4,230	4,055	3,247	3,896	3,914
001-1214-5002200	RETIREMENT	4,843	6,841	6,313	5,761	6,912	6,973
001-1214-5002400	WORKERS COMPENSATION	2,679	2,726	3,051	3,090	3,090	3,290
TOTAL PERSONAL SERVICES		54,329	69,094	66,428	54,539	64,831	65,338
OPERATING EXPENSES							
001-1214-5003100	PROFESSIONAL SERVICES	256	90	6,000	0	0	6,000
001-1214-5003101	MAINT SUPPORT/SOFTWARE	0	0	2,000	0	0	2,000
001-1214-5004312	UTILITIES	37,192	26,299	29,000	24,131	27,000	29,000
001-1214-5004500	INSURANCE	11,279	12,788	15,955	18,325	18,325	19,241
001-1214-5004642	HOGANS GYM-OP/MTCE	7,580	4,741	21,000	3,094	10,000	6,000
001-1214-5004644	A. SAVAGE OP/MTCE	6,904	7,474	5,000	4,261	5,219	5,000
001-1214-5004645	AMI KIDS - OP/MTCE	4	690	0	2,840	3,600	5,000
001-1214-5004646	MENTORING CENTER - OP/MTCE	2,200	778	5,000	424	552	3,000
001-1214-5004647	FOOD PANTRY - OP/MTCE	0	640	0	350	413	1,000
001-1214-5004648	HEAD START - OP/MTCE	169	27	0	221	241	1,000
001-1214-5005200	OPERATING SUPPLIES	8,010	894	6,000	4,083	5,444	6,000
TOTAL OPERATING EXPENSES		73,595	54,421	89,955	57,729	70,794	83,241
CAPITAL OUTLAY							
001-1214-5006326	IMPROVEMENTS	170,705	7,730	1,567,600	34,198	70,000	1,647,600
TOTAL CAPITAL OUTLAY		170,705	7,730	1,567,600	34,198	70,000	1,647,600
TRANSFERS							
TOTAL TRANSFERS		0	0	0	0	0	0

BUDGET APPROPRIATIONS - DETAIL
GENERAL FUND (RPT 20040)

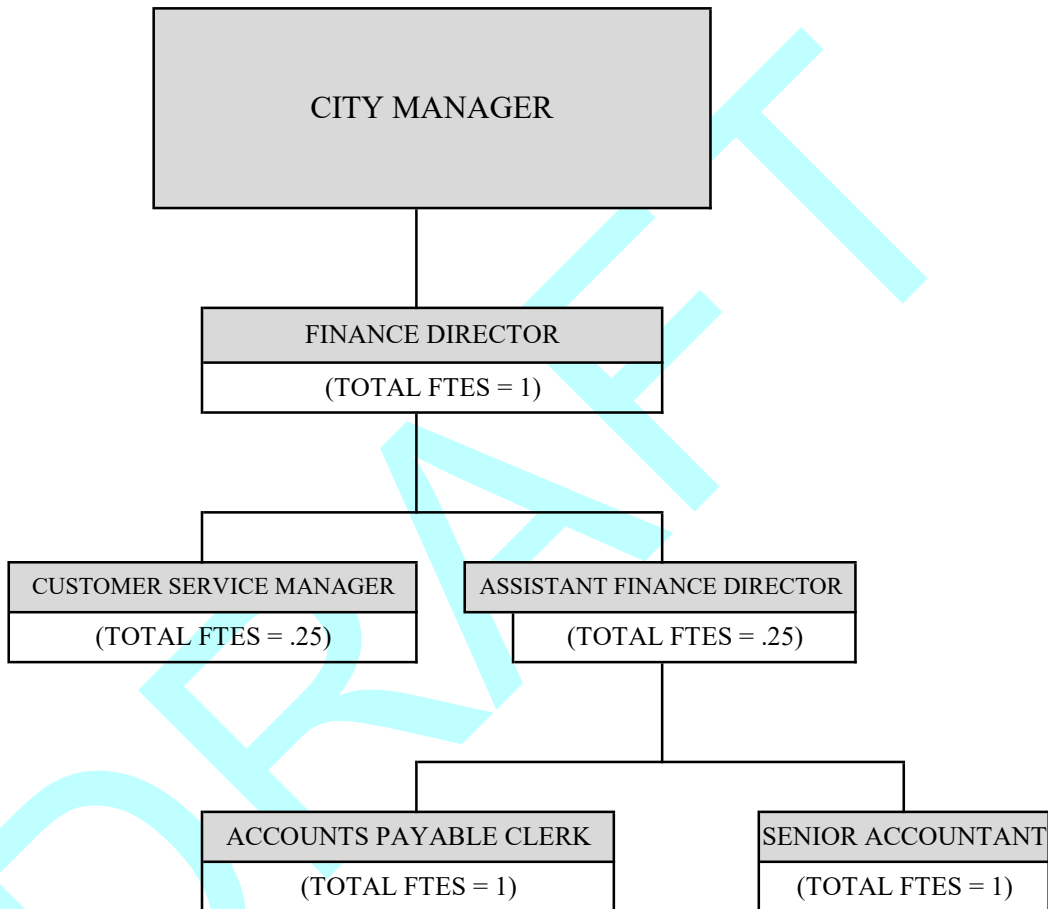
G/L ACCOUNT	G/L DESCRIPTION	ACTUAL FY2022	ACTUAL FY2023	BUDGET FY2024	ACTUAL YTD FY2024	PROJECTED FY2024	2025 BUDGET APPROVED
	TOTAL EXPENDITURES	298,629	131,245	1,723,983	146,467	205,626	1,796,179

=====

DRAFT

FINANCE
(001-1313)

The Finance Department is responsible for management of the City's cash and investments; disbursement of city checks and administration of city debt (bonds), collection and recording of city receipts and banking relations. The Department is also responsible for preparation of financial reports and all related reports including the preparation of the annual report to the State Department of Banking and Finance and annual audit. The Department prepares all financial reports and tax returns and administers the Annual Operating Budget and Five Year Capital Improvement Plan.



BUDGET APPROPRIATIONS - DETAIL
GENERAL FUND (RPT 20040)

G/L ACCOUNT	G/L DESCRIPTION	ACTUAL FY2022	ACTUAL FY2023	BUDGET FY2024	ACTUAL YTD FY2024	PROJECTED FY2024	2025 BUDGET APPROVED
FINANCE							
PERSONAL SERVICES							
001-1313-5001200	SALARIES	225,596	265,963	268,235	178,914	223,797	289,048
001-1313-5001400	OVERTIME	15	341	1,000	2,167	2,828	1,500
001-1313-5002100	FICA	16,974	19,451	20,596	13,084	16,289	22,227
001-1313-5002200	RETIREMENT	41,503	57,057	53,859	35,317	45,695	63,493
001-1313-5002230	RETIREMENT-NATIONWIDE	2,859	0	0	1,087	1,709	4,030
001-1313-5002300	LIFE/HEALTH INSURANCE	17,071	49,236	47,605	15,452	37,655	43,874
001-1313-5002400	WORKERS COMPENSATION	642	682	755	765	765	814
TOTAL PERSONAL SERVICES		304,660	392,728	392,050	246,786	328,736	424,986
OPERATING EXPENSES							
001-1313-5003100	PROFESSIONAL SERVICES	1,260	19,753	51,264	62,001	65,000	21,260
001-1313-5003101	MAINT SUPPORT/SOFTWARE	13,468	13,033	13,225	14,338	14,338	56,000
001-1313-5003200	ACCOUNTING & AUDITING	19,000	13,800	19,000	22,919	25,000	19,950
001-1313-5003420	TEMPORARY LABOR	0	0	0	46,792	59,927	0
001-1313-5004000	TRAVEL & PER DIEM	1,537	5,029	3,000	1,725	3,000	5,000
001-1313-5004100	COMMUNICATIONS	4,639	4,145	4,600	3,764	4,600	5,000
001-1313-5004110	POSTAGE/FREIGHT	0	29	0	0	0	0
001-1313-5004610	EQUIPMENT MAINTENANCE	0	17	4,500	582	4,500	1,000
001-1313-5005100	OFFICE SUPPLIES	1,392	1,595	1,200	607	1,200	2,000
001-1313-5005200	OPERATING SUPPLIES	4,783	1,251	2,820	6,309	7,000	3,000
001-1313-5005400	BOOKS, PUB, SUB & MEMBERS	100	340	235	225	725	1,190
001-1313-5005401	WELLNESS MEMBERSHIP	160	0	120	0	0	120
001-1313-5005403	EAP PROGRAM	0	583	125	0	0	125
001-1313-5005410	PROFESSIONAL DEVELOPMENT	3,289	4,975	7,000	2,264	7,000	8,000
TOTAL OPERATING EXPENSES		49,628	36,949	107,089	161,525	192,290	122,645
CAPITAL OUTLAY							
001-1313-5006400	EQUIPMENT	0	4,918	0	0	0	0

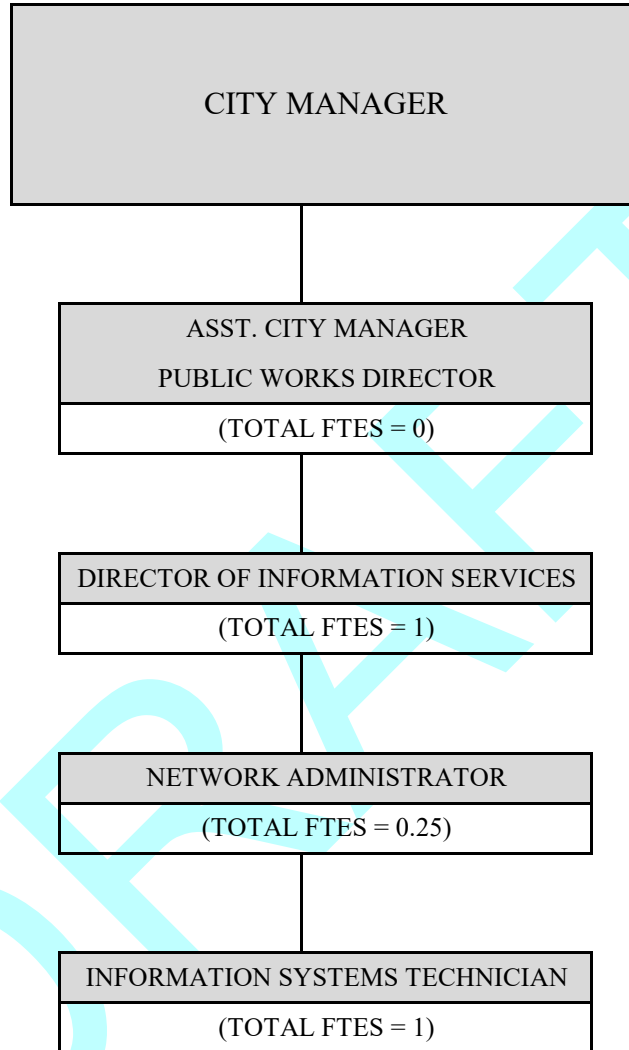
BUDGET APPROPRIATIONS - DETAIL
GENERAL FUND (RPT 20040)

G/L ACCOUNT	G/L DESCRIPTION	ACTUAL FY2022	ACTUAL FY2023	BUDGET FY2024	ACTUAL YTD FY2024	PROJECTED FY2024	2025 BUDGET APPROVED
	TOTAL CAPITAL OUTLAY	0	4,918	0	0	0	0
	TRANSFERS						
	TOTAL TRANSFERS	0	0	0	0	0	0
	TOTAL EXPENDITURES	354,288	434,596	499,139	408,311	521,026	547,631

DRAFT

INFORMATION TECHNOLOGY
(001 - 1314)

To provide support services to City government for computer hardware, software, networks, and telecommunications using current technology.



BUDGET APPROPRIATIONS - DETAIL
GENERAL FUND (RPT 20040)

G/L ACCOUNT	G/L DESCRIPTION	ACTUAL FY2022	ACTUAL FY2023	BUDGET FY2024	ACTUAL YTD FY2024	PROJECTED FY2024	2025 BUDGET APPROVED
	INFORMATION TECHNOLOGY						
	PERSONAL SERVICES						
001-1314-5001200	SALARIES	107,593	135,964	159,675	145,219	171,675	172,381
001-1314-5001300	SALARIES-PART TIME	0	0	0	3,728	3,728	0
001-1314-5001400	OVERTIME	2,069	2,149	1,000	599	239	0
001-1314-5002100	FICA	7,393	9,692	12,292	10,137	12,835	13,187
001-1314-5002200	RETIREMENT	18,851	17,018	18,994	28,253	35,000	42,994
001-1314-5002300	LIFE/HEALTH INSURANCE	18,876	41,794	28,432	21,023	39,549	51,470
001-1314-5002400	WORKERS COMPENSATION	309	326	361	366	366	389
	TOTAL PERSONAL SERVICES	155,090	206,943	220,754	209,323	263,391	280,421
	OPERATING EXPENSES						
001-1314-5003100	PROFESSIONAL SERVICES	1,375	2,499	1,000	1,429	1,519	2,000
001-1314-5003101	MAINT SUPPORT/SOFTWARE	66,671	69,705	50,000	54,776	55,000	50,000
001-1314-5005200	OPERATING SUPPLIES	11,783	11,376	20,000	6,823	20,000	20,000
001-1314-5005300	OUTSIDE IT SERVICES	404	0	500	0	0	500
001-1314-5005401	WELLNESS MEMBERSHIP	120	30	120	0	0	120
001-1314-5005403	EAP PROGRAM	0	77	38	0	0	38
	TOTAL OPERATING EXPENSES	80,353	83,687	71,658	63,028	76,519	72,658
	CAPITAL OUTLAY						
001-1314-5006400	EQUIPMENT	42,739	8,279	45,000	87,412	90,000	45,000
	TOTAL CAPITAL OUTLAY	42,739	8,279	45,000	87,412	90,000	45,000
	TRANSFERS						
	TOTAL TRANSFERS	0	0	0	0	0	0
	TOTAL EXPENDITURES	278,182	298,909	337,412	359,763	429,911	398,079

BUDGET APPROPRIATIONS - DETAIL
GENERAL FUND (RPT 20040)

G/L ACCOUNT	G/L DESCRIPTION	ACTUAL FY2022	ACTUAL FY2023	BUDGET FY2024	ACTUAL YTD FY2024	PROJECTED FY2024	2025 BUDGET APPROVED	
-------------	-----------------	------------------	------------------	------------------	----------------------	---------------------	-------------------------	--

DRAFT

GENERAL SERVICES
(001-1319)

The General Services Department consists of expenses that are not department specific and includes the expenses relative to operation, maintenance, and general office expenditures for City Hall. Most of the insurance, excluding Workers Compensation and Police Liability, is reflected in the General Services Department. It also includes non-operating accounts such as Contingency and Contribution to Fund Balance for the General Fund.

CITY MANAGER
(TOTAL FTES = 0)

DRAFT

BUDGET APPROPRIATIONS - DETAIL
GENERAL FUND (RPT 20040)

G/L ACCOUNT	G/L DESCRIPTION	ACTUAL FY2022	ACTUAL FY2023	BUDGET FY2024	ACTUAL YTD FY2024	PROJECTED FY2024	2025 BUDGET APPROVED
	GENERAL SERVICES						
	PERSONAL SERVICES						
	TOTAL PERSONAL SERVICES	0	0	0	0	0	0
	OPERATING EXPENSES						
001-1319-5003100	PROFESSIONAL SERVICES	12,272	31,846	42,090	11,326	42,090	42,090
001-1319-5003200	ACCOUNTING & AUDITING	14,500	0	6,500	7,841	7,842	6,825
001-1319-5003423	ARTS & REC EXPENSES	107,545	102,610	90,000	144,476	162,375	150,000
001-1319-5003425	DONATIONS SPECIAL EVENT EXPENSES	20,462	18,751	115,500	22,955	50,000	115,500
001-1319-5003525	SPECIAL EVENTS - RIVERFEST EXPENSE	0	0	0	10,236	12,068	0
001-1319-5003550	SPECIAL EVENTS - CHRISTMAS EXPENSE	0	0	0	800	1,500	0
001-1319-5003575	SPECIAL EVENTS - 150TH CELEBRATION	0	0	0	15,756	20,000	0
001-1319-5004000	TRAVEL & PER DIEM	1,009	0	0	0	0	0
001-1319-5004100	COMMUNICATIONS	99,503	104,897	90,000	106,816	113,054	120,000
001-1319-5004110	POSTAGE/FREIGHT	2,196	24,376	6,100	460	6,100	6,100
001-1319-5004300	UTILITIES-ELECTRIC	29,468	25,730	24,000	21,341	24,000	24,000
001-1319-5004320	UTILITIES - WATER/SEWER	19,053	15,349	13,000	15,936	18,146	20,000
001-1319-5004330	STORMWATER FEES	4,305	14,112	15,000	3,373	4,225	5,000
001-1319-5004500	INSURANCE	31,364	51,984	62,769	70,211	72,093	75,698
001-1319-5004610	EQUIPMENT MAINTENANCE	1,944	19,614	7,000	1,726	7,000	7,000
001-1319-5004640	BUILDING MAINTENANCE	46,521	68,384	60,000	25,792	30,000	60,000
001-1319-5004910	ADVERTISING	1,547	2,866	3,000	238	3,000	3,000
001-1319-5005100	OFFICE SUPPLIES	249	47	3,000	0	0	3,000
001-1319-5005200	OPERATING SUPPLIES	33,421	1,854	20,000	7,909	20,000	20,000
001-1319-5005400	BOOKS, PUB, SUB & MEMBERSHIPS	996	90	1,000	40	1,000	1,000
	TOTAL OPERATING EXPENSES	426,354	482,511	558,959	467,232	594,492	659,213
	CAPITAL OUTLAY						
001-1319-5006220	BUILDING IMPROVEMENTS	0	0	150,000	0	0	184,490
001-1319-5006400	INFORMATION TECHNOLOGY	216,204	117,933	0	0	0	0
001-1319-5006500	CAPITAL OUTLAY-GENERAL FUND	0	4,275	0	0	0	0

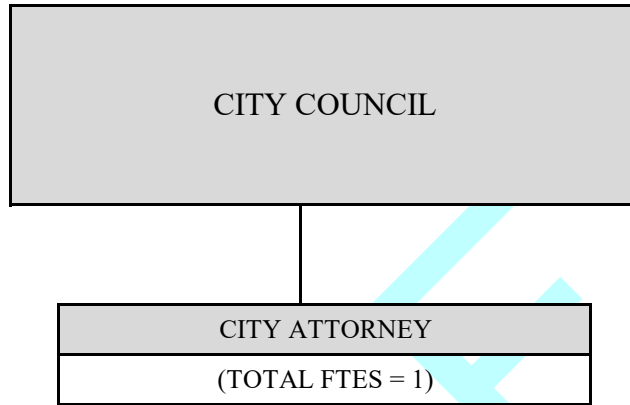
**BUDGET APPROPRIATIONS - DETAIL
 GENERAL FUND (RPT 20040)**

G/L ACCOUNT	G/L DESCRIPTION	ACTUAL FY2022	ACTUAL FY2023	BUDGET FY2024	ACTUAL YTD FY2024	PROJECTED FY2024	2025 BUDGET APPROVED
	TOTAL CAPITAL OUTLAY	216,204	122,208	150,000	0	0	184,490
	TRANSFERS						
001-1319-5009992	CONTINGENCY	0	26,861	0	3,559	3,559	0
	TOTAL TRANSFERS	0	26,861	0	3,559	3,559	0
	TOTAL EXPENDITURES	642,558	631,580	708,959	470,791	598,051	843,703

DRAFT

CITY ATTORNEY
(001-1414)

The City Attorney provides sound legal and related legal services to the City Council, City Manager and all other boards, commissions, departments and employees of the City; ensures that the City follows its Charter, the City Code, and Laws of the State of Florida. The office prosecutes and defends suits for and on behalf of the City and prepares or reviews all bonds, contracts and other legal instruments of concern to the City and assists in retaining outside legal assistance as needed. The City Attorney also routinely responds to citizen inquires and appears at many civil, charitable and governmental functions representing the City.



BUDGET APPROPRIATIONS - DETAIL
 GENERAL FUND (RPT 20040)

G/L ACCOUNT	G/L DESCRIPTION	ACTUAL FY2022	ACTUAL FY2023	BUDGET FY2024	ACTUAL YTD FY2024	PROJECTED FY2024	2025 BUDGET APPROVED
CITY ATTORNEY							
PERSONAL SERVICES							
001-1414-5001200	SALARIES	74,886	78,746	82,686	65,119	78,749	78,750
001-1414-5002100	FICA	5,530	5,823	6,325	4,798	5,802	6,024
001-1414-5002210	RETIREMENT-ICMA	11,233	11,812	12,403	9,768	11,812	11,812
001-1414-5002300	LIFE/HEALTH INSURANCE	13,667	32,406	25,086	15,371	31,099	25,583
001-1414-5002400	WORKERS COMPENSATION	188	207	230	233	233	248

	TOTAL PERSONAL SERVICES	105,504	128,995	126,730	95,289	127,695	122,418
=====							
OPERATING EXPENSES							
001-1414-5003100	PROFESSIONAL SERVICES	13,800	12,858	36,361	37,146	45,000	36,361
001-1414-5003101	MAINT SUPPORT/SOFTWARE	166	239	156	268	0	300
001-1414-5003102	LITIGATION EXPENSES	103,817	225,907	0	47,701	50,000	0
001-1414-5004000	TRAVEL & PER DIEM	642	0	1,500	0	0	1,500
001-1414-5005200	OPERATING SUPPLIES	2,400	2,400	2,400	600	2,400	3,600
001-1414-5005400	BOOKS, PUB, SUB & MEMBERSHIPS	0	0	100	0	0	100
001-1414-5005403	EAP PROGRAM	0	77	38	0	0	38
001-1414-5005410	PROFESSIONAL DEVELOPMENT	805	50	1,500	0	0	1,500

	TOTAL OPERATING EXPENSES	121,630	241,530	42,055	85,715	97,400	43,399

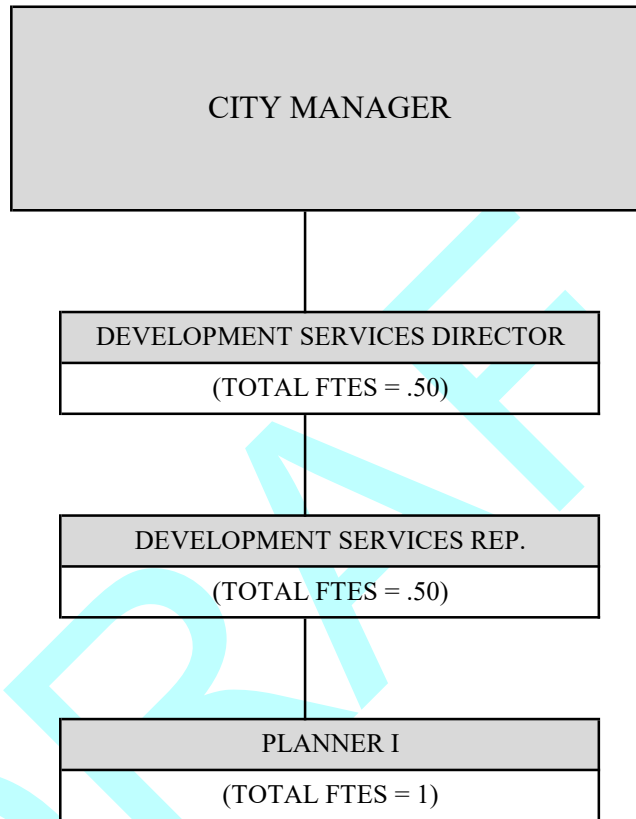
CAPITAL OUTLAY							

	TOTAL CAPITAL OUTLAY	0	0	0	0	0	0
=====							
TRANSFERS							

	TOTAL TRANSFERS	0	0	0	0	0	0
=====							
	TOTAL EXPENDITURES	227,134	370,525	168,785	181,004	225,095	165,817
=====							

DEVELOPMENT SERVICES
(001-1515)

The Development Services Department promotes the quality of life while protecting the health, safety, and welfare of City residents through comprehensive planning and development review programs. These include activities and functions such as site plan review and compliance with land development regulations, redevelopment initiatives, grant administration and visioning.



BUDGET APPROPRIATIONS - DETAIL
GENERAL FUND (RPT 20040)

G/L ACCOUNT	G/L DESCRIPTION	ACTUAL FY2022	ACTUAL FY2023	BUDGET FY2024	ACTUAL YTD FY2024	PROJECTED FY2024	2025 BUDGET APPROVED
DEVELOPMENT SERVICES							
PERSONAL SERVICES							
001-1515-5001200	SALARIES	69,400	82,434	132,862	71,823	89,780	132,889
001-1515-5001400	OVERTIME	505	1,254	500	702	1,500	0
001-1515-5002100	FICA	5,177	6,374	10,202	5,520	6,765	10,166
001-1515-5002200	RETIREMENT	15,979	22,344	26,075	20,445	24,802	30,571
001-1515-5002300	LIFE/HEALTH INSURANCE	3,380	6,256	11,271	3,184	6,546	5,467
001-1515-5002400	WORKERS COMPENSATION	200	207	230	233	233	248
TOTAL PERSONAL SERVICES		94,642	118,869	181,140	101,907	129,626	179,341
=====							
OPERATING EXPENSES							
001-1515-5003100	PROFESSIONAL SERVICES	214,773	101,897	137,500	61,930	110,200	43,661
001-1515-5003101	MAINT SUPPORT/SOFTWARE	6,305	4,238	6,391	1,115	6,391	11,333
001-1515-5003102	Non-Capital Equipment	0	0	0	3,264	0	0
001-1515-5003114	PROF SERV-MATCH PILOT GRANT	0	0	0	5,000	5,000	25,000
001-1515-5004000	TRAVEL & PER DIEM	135	0	500	590	0	1,000
001-1515-5004100	COMMUNICATIONS	1,488	4,096	0	3,484	0	0
001-1515-5004110	POSTAGE/FREIGHT	476	441	400	182	400	400
001-1515-5004910	ADVERTISING	2,868	11,251	3,500	7,592	8,000	4,000
001-1515-5005100	OFFICE SUPPLIES	139	112	500	248	500	500
001-1515-5005200	OPERATING SUPPLIES	469	1,438	500	1,000	1,200	500
001-1515-5005230	VEHICLE FUEL	60	0	75	0	0	75
001-1515-5005400	BOOKS, PUB, SUB & MEMBERSHIPS	1,354	50	500	0	500	500
001-1515-5005401	WELLNESS MEMBERSHIP	60	15	120	0	120	120
001-1515-5005403	EAP PROGRAM	0	38	19	0	19	19
001-1515-5005410	PROFESSIONAL DEVELOPMENT	8,713	2,016	1,500	1,240	1,240	2,500
TOTAL OPERATING EXPENSES		219,415	125,591	151,505	85,646	133,570	89,608

CAPITAL OUTLAY							
001-1515-5006400	EQUIPMENT	0	0	1,500	0	3,264	0
001-1515-5006431	VEHICLES	0	0	30,000	27,784	27,784	0

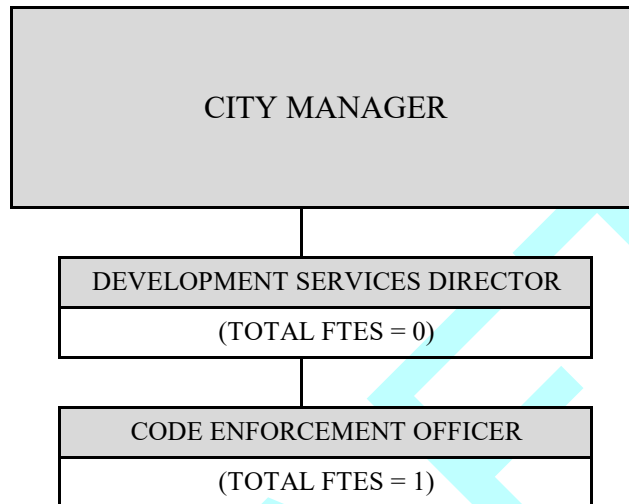
**BUDGET APPROPRIATIONS - DETAIL
 GENERAL FUND (RPT 20040)**

G/L ACCOUNT	G/L DESCRIPTION	ACTUAL FY2022	ACTUAL FY2023	BUDGET FY2024	ACTUAL YTD FY2024	PROJECTED FY2024	2025 BUDGET APPROVED
001-1515-5006500	CAPITAL OUTLAY	0	0	229,000	0	0	1,000,000
	TOTAL CAPITAL OUTLAY	0	0	260,500	27,784	31,048	1,000,000
	TRANSFERS						
	TOTAL TRANSFERS	0	0	0	0	0	0
	TOTAL EXPENDITURES	314,057	244,460	593,145	215,337	294,244	1,268,949

DRAFT

CODE ENFORCEMENT
(001-1517)

To promote Community awareness of, and encourage voluntary compliance with Municipal Codes to protect the public health, safety and welfare of Green Cove Springs businesses and residents.



BUDGET APPROPRIATIONS - DETAIL
GENERAL FUND (RPT 20040)

G/L ACCOUNT	G/L DESCRIPTION	ACTUAL FY2022	ACTUAL FY2023	BUDGET FY2024	ACTUAL YTD FY2024	PROJECTED FY2024	2025 BUDGET APPROVED
	CODE ENFORCEMENT						
	PERSONAL SERVICES						
001-1517-5001200	SALARIES	34,367	52,439	52,977	43,808	52,000	52,979
001-1517-5001400	OVERTIME	0	0	500	0	0	0
001-1517-5002100	FICA	2,612	3,945	4,091	3,320	4,324	4,053
001-1517-5002200	RETIREMENT	3,824	6,484	6,370	5,947	7,742	7,221
001-1517-5002300	LIFE/HEALTH INSURANCE	2,081	11,442	7,458	6,435	12,052	10,708
001-1517-5002400	WORKERS COMPENSATION	1,357	1,482	1,640	1,661	1,661	1,769
	TOTAL PERSONAL SERVICES	44,241	75,792	73,036	61,172	77,779	76,730
	OPERATING EXPENSES						
001-1517-5003100	PROFESSIONAL SERVICES	380	370	5,000	300	360	5,000
001-1517-5003101	MAINT SUPPORT/SOFTWARE	385	1,488	240	268	268	240
001-1517-5003111	MAGISTRATE EXPENSES	113	88	1,250	0	0	1,250
001-1517-5004000	TRAVEL & PER DIEM	0	1,741	1,000	1,165	1,165	1,000
001-1517-5004100	COMMUNICATIONS	720	444	900	235	500	900
001-1517-5004500	INSURANCE	362	405	506	581	581	610
001-1517-5004620	VEHICLE MAINTENANCE	28	55	250	583	583	250
001-1517-5005100	OFFICE SUPPLIES	29	363	300	132	300	300
001-1517-5005200	OPERATING SUPPLIES	594	3,206	0	456	1,500	1,000
001-1517-5005230	VEHICLE FUEL	1,208	769	1,000	615	1,000	1,000
001-1517-5005400	BOOKS, PUB, SUB & MEMBERSHIPS	75	141	500	0	0	500
001-1517-5005410	PROFESSIONAL DEVELOPMENT	451	1,099	1,500	590	1,200	1,500
001-1517-5005500	DEMOLITION	0	0	20,000	0	0	20,000
	TOTAL OPERATING EXPENSES	4,344	10,171	32,446	4,926	7,457	33,550
	CAPITAL OUTLAY						
	TOTAL CAPITAL OUTLAY	0	0	0	0	0	0
	TRANSFERS						

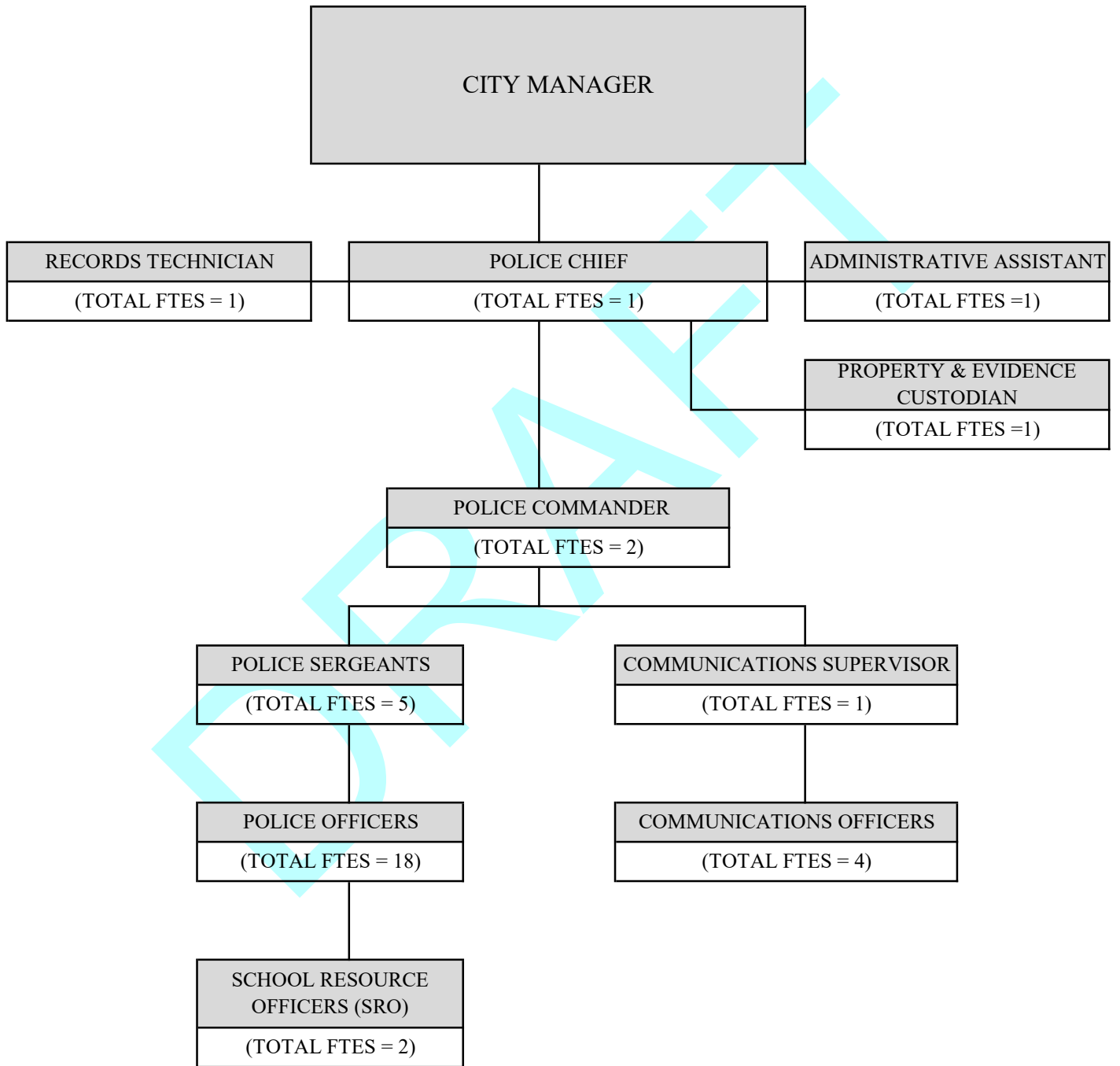
BUDGET APPROPRIATIONS - DETAIL
GENERAL FUND (RPT 20040)

G/L ACCOUNT	G/L DESCRIPTION	ACTUAL FY2022	ACTUAL FY2023	BUDGET FY2024	ACTUAL YTD FY2024	PROJECTED FY2024	2025 BUDGET APPROVED
	TOTAL TRANSFERS	0	0	0	0	0	0
	TOTAL EXPENDITURES	48,585	85,962	105,482	66,098	85,236	110,280

DRAFT

POLICE
(001-2021)

The Green Cove Springs Cove Springs Police Department is dedicated to partnering with our community in order to improve the quality of life of our citizens and visitors. We strive to continually enhance our community relations.



BUDGET APPROPRIATIONS - DETAIL
GENERAL FUND (RPT 20040)

G/L ACCOUNT	G/L DESCRIPTION	ACTUAL FY2022	ACTUAL FY2023	BUDGET FY2024	ACTUAL YTD FY2024	PROJECTED FY2024	2025 BUDGET APPROVED
	POLICE						
	PERSONAL SERVICES						
001-2021-5001200	SALARIES	1,418,515	1,701,079	1,882,212	1,504,610	1,763,890	1,794,465
001-2021-5001300	SALARIES-PART TIME	85,292	53,110	90,465	88,821	104,722	94,623
001-2021-5001301	PART TIME DISPATCHER	25,624	17,934	107,690	22,399	32,746	88,955
001-2021-5001302	PART TIME CROSSING GUARDS	9,130	11,353	31,200	9,266	19,000	32,450
001-2021-5001311	SALARIES-DISPATCH	186,062	232,598	218,827	230,429	258,805	232,896
001-2021-5001400	OVERTIME	116,297	124,577	80,000	130,180	132,000	130,000
001-2021-5001411	OVERTIME-DISPATCH	43,436	52,281	35,000	45,389	52,992	35,000
001-2021-5001500	INCENTIVE	17,059	18,215	20,000	25,600	25,600	20,000
001-2021-5002100	FICA	119,138	140,449	158,560	128,489	156,677	155,990
001-2021-5002110	FICA-CROSSING GUARDS	698	868	2,387	709	1,066	2,482
001-2021-5002111	FICA-DISPATCH	18,501	22,705	27,656	22,452	27,382	27,299
001-2021-5002200	RETIREMENT	389,453	506,319	379,376	323,850	381,952	382,006
001-2021-5002209	RETIREMENT-CROSSING GUARD	772	1,046	3,716	932	1,407	4,423
001-2021-5002220	RETIREMENT-FLA LEAGUE	7,668	17,026	10,100	19,421	22,441	22,000
001-2021-5002221	FRS RETIREMENT-DISPATCH	14,582	21,370	41,811	25,632	32,976	33,979
001-2021-5002231	NATIONWIDE RETIREMENT-DISPATCH	7,977	10,059	6,700	7,899	9,323	12,125
001-2021-5002300	LIFE/HEALTH INSURANCE	131,357	366,222	271,403	185,282	361,840	354,673
001-2021-5002311	HEALTH INS-DISPATCH	25,660	44,961	30,896	12,698	34,663	22,715
001-2021-5002400	WORKERS COMPENSATION	81,682	87,009	96,815	98,338	98,048	104,411
001-2021-5002411	WORKERS COMP-DISPATCH	798	830	0	0	0	0
001-2021-5002415	WORKS COMP-CROSSING GUARDS	534	682	0	0	0	0
	TOTAL PERSONAL SERVICES	2,700,235	3,430,693	3,494,814	2,882,396	3,517,529	3,550,493
	OPERATING EXPENSES						
001-2021-5003100	PROFESSIONAL SERVICES	14,848	13,983	28,000	30,772	30,400	4,400
001-2021-5003101	MAINT SUPPORT/SOFTWARE	29,511	67,117	46,100	59,151	84,036	66,059
001-2021-5003420	CONTRACT SERVICES	44,817	46,105	59,000	36,575	30,958	53,050
001-2021-5004000	TRAVEL & PER DIEM	14,555	16,298	10,000	2,207	3,157	10,000
001-2021-5004100	COMMUNICATIONS	23,302	36,114	60,030	53,826	58,000	52,000
001-2021-5004110	POSTAGE/FREIGHT	937	1,181	1,200	217	350	1,000
001-2021-5004300	UTILITIES-ELECTRIC	35,014	30,943	30,000	24,964	30,000	30,000
001-2021-5004320	UTILITIES - WATER/SEWER	3,136	3,297	5,000	4,258	5,000	5,000

BUDGET APPROPRIATIONS - DETAIL
GENERAL FUND (RPT 20040)

G/L ACCOUNT	G/L DESCRIPTION	ACTUAL FY2022	ACTUAL FY2023	BUDGET FY2024	ACTUAL YTD FY2024	PROJECTED FY2024	2025 BUDGET APPROVED
001-2021-5004500	INSURANCE	62,447	62,882	78,452	90,105	90,105	94,611
001-2021-5004610	EQUIPMENT MAINTENANCE	8,465	6,495	5,000	1,318	5,000	4,000
001-2021-5004615	RED LIGHT CAMERA/RENT/FEE	234,138	276,490	260,000	170,114	255,216	260,000
001-2021-5004616	RED LIGHT CAMERA LEGAL FEES	338	0	3,000	0	0	3,000
001-2021-5004620	VEHICLE MAINTENANCE	35,640	41,974	30,000	33,822	34,960	30,000
001-2021-5004640	BUILDING MAINTENANCE	9,746	18,117	25,000	5,211	10,000	20,000
001-2021-5004700	PRINTING & BINDING	2,237	4,060	2,500	2,599	4,054	2,000
001-2021-5004910	ADVERTISING	0	204	300	300	420	150
001-2021-5005100	OFFICE SUPPLIES	4,953	3,668	3,000	3,236	3,500	3,000
001-2021-5005200	OPERATING SUPPLIES	48,592	37,982	40,000	37,127	40,000	40,000
001-2021-5005220	UNIFORMS	24,353	24,187	24,000	35,579	50,101	24,000
001-2021-5005221	VESTS-USDOJ GRANT	0	0	0	165	165	0
001-2021-5005230	VEHICLE FUEL	74,782	71,720	75,000	61,502	75,000	75,000
001-2021-5005400	BOOKS, PUB, SUB & MEMBERSHIPS	1,346	1,650	1,500	875	950	1,625
001-2021-5005401	WELLNESS MEMBERSHIP	1,670	540	2,520	0	0	2,520
001-2021-5005403	EAP PROGRAM	0	1,766	883	0	0	0
001-2021-5005410	PROFESSIONAL DEVELOPMENT	17,302	5,460	20,000	6,012	6,782	20,000
001-2021-5005440	EXPLORER POST EXPENSES	4,200	0	0	0	0	0
001-2021-5005445	COMMUNITY AFFAIRS	0	120	1,000	4,016	4,366	1,000
TOTAL OPERATING EXPENSES		696,329	772,353	811,485	653,529	822,521	802,415
CAPITAL OUTLAY							
001-2021-5006200	BUILDINGS	4,200	0	0	0	0	0
001-2021-5006220	BUILDING IMPROVEMENTS	46,801	19,890	0	0	0	77,480
001-2021-5006400	EQUIPMENT	24,482	278,663	131,507	59,253	59,253	182,307
001-2021-5006431	VEHICLES	91,562	104,703	150,000	267,548	270,000	207,609
001-2021-5006443	EQUIPMENT	0	142,399	0	0	0	7,736
TOTAL CAPITAL OUTLAY		167,045	545,655	281,507	326,801	329,253	475,132
TRANSFERS							
001-2021-5009998	TRANSFERS OUT	159,867	133,272	160,000	159,968	0	159,474
TOTAL TRANSFERS		159,867	133,272	160,000	159,968	0	159,474
TOTAL EXPENDITURES		3,723,476	4,881,973	4,747,806	4,022,694	4,669,303	4,987,514

BUDGET APPROPRIATIONS - DETAIL
GENERAL FUND (RPT 20040)

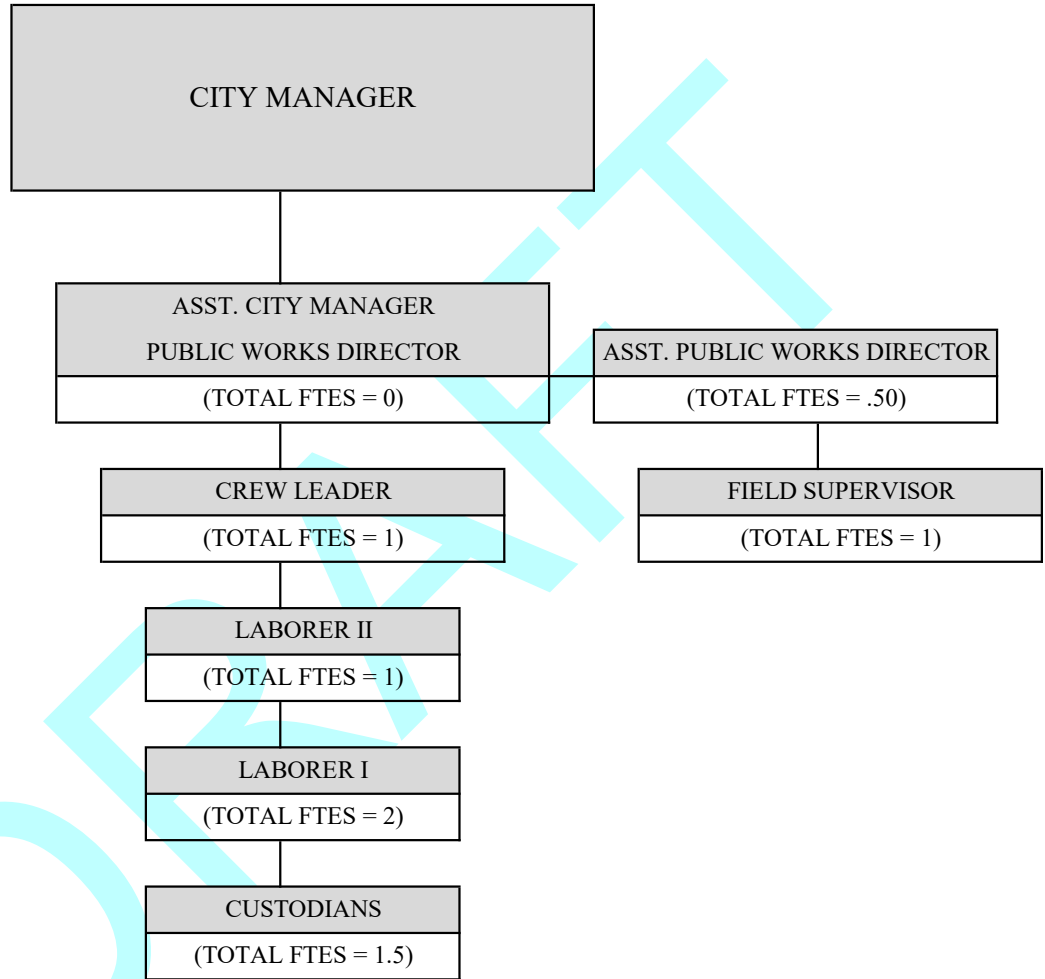
G/L ACCOUNT	G/L DESCRIPTION	ACTUAL FY2022	ACTUAL FY2023	BUDGET FY2024	ACTUAL YTD FY2024	PROJECTED FY2024	2025 BUDGET APPROVED	
-------------	-----------------	------------------	------------------	------------------	----------------------	---------------------	-------------------------	--

=====

DRAFT

PUBLIC WORKS
(001-3052)

To provide quality, cost effective maintenance, repair, and expansion of the City's infrastructure for the public health, safety and welfare in the areas of Streets, Traffic Control Systems (including street signs), Facilities Maintenance, and Stormwater. To provide professional management of the Water, Wastewater, Solid Waste, Parks, Right-of-Way Maintenance, and Equipment Maintenance Departments which have their own budgets.



BUDGET APPROPRIATIONS - DETAIL
GENERAL FUND (RPT 20040)

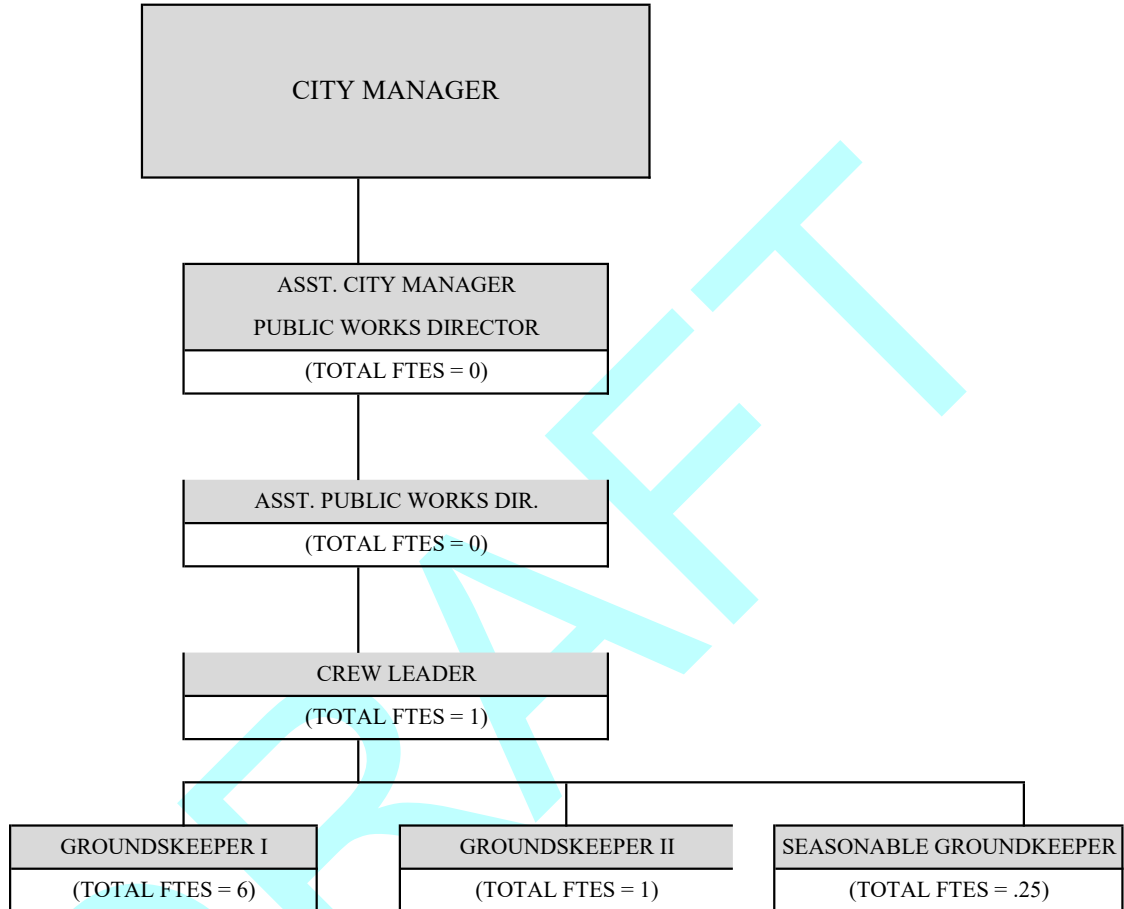
G/L ACCOUNT	G/L DESCRIPTION	ACTUAL FY2022	ACTUAL FY2023	BUDGET FY2024	ACTUAL YTD FY2024	PROJECTED FY2024	2025 BUDGET APPROVED
	PUBLIC WORKS						
	PERSONAL SERVICES						
001-3052-5001200	SALARIES	225,962	259,661	264,076	264,998	316,239	274,889
001-3052-5001300	PUBLIC WORKS - SALARIES-PART TIME	12,777	45,767	50,546	13,582	12,412	51,171
001-3052-5001400	OVERTIME	22,190	15,796	6,200	23,211	31,912	6,200
001-3052-5002100	FICA	18,010	23,430	24,543	22,079	26,311	25,418
001-3052-5002200	RETIREMENT	30,941	42,678	41,013	39,636	47,040	45,124
001-3052-5002230	RETIREMENT-NATIONWIDE	20	20	0	0	0	0
001-3052-5002300	LIFE/HEALTH INSURANCE	49,399	81,085	51,235	37,841	81,528	72,183
001-3052-5002400	WORKERS COMPENSATION	21,567	29,369	32,676	33,092	33,092	35,240
	TOTAL PERSONAL SERVICES	380,865	497,806	470,289	434,439	548,534	510,225
	OPERATING EXPENSES						
001-3052-5003100	PROFESSIONAL SERVICES	2,800	5,620	7,212	3,151	3,676	7,212
001-3052-5003101	MAINT SUPPORT/SOFTWARE	2,056	3,718	1,700	2,859	2,859	9,574
001-3052-5004000	TRAVEL & PER DIEM	1,087	0	200	555	740	200
001-3052-5004100	COMMUNICATIONS	4,370	4,087	4,300	3,423	3,600	4,500
001-3052-5004110	POSTAGE/FREIGHT	230	80	100	311	415	200
001-3052-5004200	TREE MAINTENANCE	27,100	29,600	25,000	18,550	24,733	30,000
001-3052-5004300	UTILITIES-ELECTRIC	18,450	8,590	16,000	7,198	10,000	16,000
001-3052-5004310	UTILITIES-STREET LIGHTS	120,306	112,941	89,000	98,167	103,341	99,000
001-3052-5004320	UTILITIES - WATER/SEWER	1,510	2,146	2,000	1,969	2,016	2,000
001-3052-5004500	INSURANCE	15,780	16,875	21,053	24,180	24,180	25,389
001-3052-5004610	EQUIPMENT MAINTENANCE	937	1,736	10,000	16,360	20,000	10,000
001-3052-5004611	RAILROAD SIGNAL MAINT	16,714	21,083	15,000	0	0	15,000
001-3052-5004613	TRAFFIC SIGNAL MAINT	19,790	9,192	37,172	5,838	7,784	37,172
001-3052-5004620	VEHICLE MAINTENANCE	14,744	12,056	6,000	10,683	13,711	15,000
001-3052-5004640	BUILDING MAINTENANCE	6,881	4,851	6,000	13,673	16,867	15,000
001-3052-5004910	ADVERTISING	42	722	200	0	0	200
001-3052-5005100	OFFICE SUPPLIES	516	418	750	452	591	750
001-3052-5005200	OPERATING SUPPLIES	33,635	31,017	35,000	29,917	35,364	40,000
001-3052-5005220	UNIFORMS	3,049	915	2,100	1,535	1,607	2,100
001-3052-5005230	VEHICLE FUEL	11,288	17,445	13,000	17,543	21,791	13,000
001-3052-5005310	STREET MAINTENANCE	8,311	14,099	15,000	11,476	12,217	15,000

BUDGET APPROPRIATIONS - DETAIL
GENERAL FUND (RPT 20040)

G/L ACCOUNT	G/L DESCRIPTION	ACTUAL FY2022	ACTUAL FY2023	BUDGET FY2024	ACTUAL YTD FY2024	PROJECTED FY2024	2025 BUDGET APPROVED
001-3052-5005330	LANDFILL FEES - STREETS	2,074	711	3,000	537	716	3,000
001-3052-5005332	WEED CONTROL	0	600	0	0	0	0
001-3052-5005400	BOOKS, PUB, SUB & MEMBERSHIPS	0	50	500	0	0	500
001-3052-5005401	WELLNESS MEMBERSHIP	300	90	240	0	0	300
001-3052-5005403	EAP PROGRAM	0	513	257	0	0	257
001-3052-5005410	PROFESSIONAL DEVELOPMENT	2,461	5,371	2,000	975	1,300	3,500
TOTAL OPERATING EXPENSES		314,430	304,528	312,784	269,352	307,507	364,854
CAPITAL OUTLAY							
001-3052-5006200	BUILDINGS	201,474	18,644	0	46,850	46,850	0
001-3052-5006300	IMPROVEMENTS OTHER THAN BLDGS	145,995	976,694	0	1,057	1,057	0
001-3052-5006304	PAVEMENT MARKINGS	2,933	1,929	15,000	5,537	15,934	5,000
001-3052-5006370	STREET PAVING	65,058	62,859	2,000,000	10,397	3,216,000	0
001-3052-5006380	DIRT TO PAVE (5 CENT GAS TAX)	0	44,000	800,000	0	0	400,000
001-3052-5006400	EQUIPMENT	0	5,938	130,000	112,360	112,360	0
001-3052-5006431	VEHICLES	0	0	90,000	66,289	66,289	0
001-3052-5006493	SIGN PROGRAM	19,951	14,934	30,000	15,298	23,000	30,000
001-3052-5006495	SIDEWALK PROGRAM	66,453	102,915	45,000	533,302	742,552	45,000
TOTAL CAPITAL OUTLAY		501,864	1,227,912	3,110,000	791,089	4,224,042	480,000
TRANSFERS							
001-3052-5009998	TRANSFERS OUT	0	50,207	0	0	0	0
TOTAL TRANSFERS		0	50,207	0	0	0	0
TOTAL EXPENDITURES		1,197,159	2,080,453	3,893,073	1,494,880	5,080,083	1,355,079

RIGHT-OF-WAY MAINTENANCE
(001-3053)

To maintain all right-of-ways within the City limits in a safe, quality, and cost effective manner that promotes pride in the community and contributes positively to the quality of life for all uses of our right-of-ways.



BUDGET APPROPRIATIONS - DETAIL
 GENERAL FUND (RPT 20040)

G/L ACCOUNT	G/L DESCRIPTION	ACTUAL FY2022	ACTUAL FY2023	BUDGET FY2024	ACTUAL YTD FY2024	PROJECTED FY2024	2025 BUDGET APPROVED
	RIGHT-OF-WAY MAINTENANCE						
	PERSONAL SERVICES						
001-3053-5001200	SALARIES	70,765	253,707	280,797	271,770	322,500	286,810
001-3053-5001400	OVERTIME	1,504	10,490	500	7,018	8,631	1,200
001-3053-5002100	FICA	5,412	19,697	21,519	20,598	24,427	22,033
001-3053-5002200	RETIREMENT	6,355	31,650	33,467	37,614	44,475	39,215
001-3053-5002230	RETIREMENT-NATIONWIDE	1,354	0	0	0	0	0
001-3053-5002300	LIFE/HEALTH INSURANCE	10,159	58,707	69,821	51,142	80,468	95,159
001-3053-5002400	WORKERS COMPENSATION	4,431	10,728	11,942	12,094	12,094	12,879
	TOTAL PERSONAL SERVICES	99,980	384,978	418,046	400,236	492,594	457,295
	OPERATING EXPENSES						
001-3053-5003100	PROFESSIONAL SERVICES	856	3,997	722	3,263	4,000	2,000
001-3053-5003400	CONT SERVICES	165,907	12,954	0	0	0	0
001-3053-5004610	EQUIPMENT MAINTENANCE	3,973	12,423	5,000	11,766	12,007	10,000
001-3053-5004620	VEHICLE MAINTENANCE	3,729	1,546	2,000	2,954	2,920	3,000
001-3053-5005200	OPERATING SUPPLIES	2,449	5,689	4,000	3,001	3,635	4,000
001-3053-5005220	UNIFORMS	367	887	1,000	947	1,263	2,000
001-3053-5005230	VEHICLE FUEL	4,340	7,541	10,000	7,326	8,407	10,000
001-3053-5005403	EAP PROGRAM	0	77	38	0	0	38
001-3053-5005410	PROFESSIONAL DEVELOPMENT	0	75	200	0	0	200
	TOTAL OPERATING EXPENSES	181,622	45,189	22,960	29,256	32,231	31,238
	CAPITAL OUTLAY						
001-3053-5006400	EQUIPMENT	0	13,785	97,000	107,986	107,986	74,500
	TOTAL CAPITAL OUTLAY	0	13,785	97,000	107,986	107,986	74,500
	TRANSFERS						
	TOTAL TRANSFERS	0	0	0	0	0	0

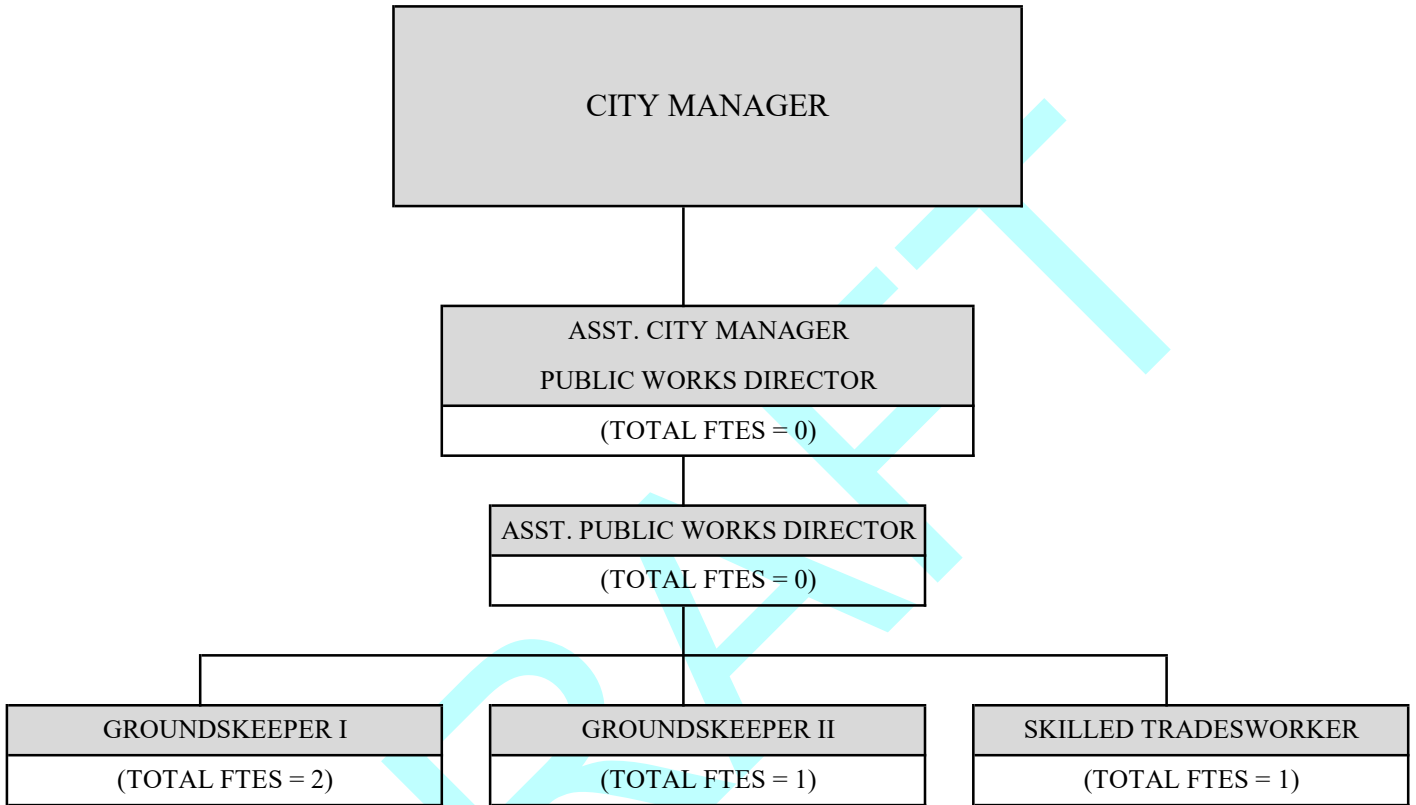
BUDGET APPROPRIATIONS - DETAIL
GENERAL FUND (RPT 20040)

G/L ACCOUNT	G/L DESCRIPTION	ACTUAL FY2022	ACTUAL FY2023	BUDGET FY2024	ACTUAL YTD FY2024	PROJECTED FY2024	2025 BUDGET APPROVED
	TOTAL EXPENDITURES	281,601	443,953	538,006	537,479	632,811	563,033

DRAFT

PARKS
(001-3072)

To maintain the City Parks, recreational facilities, and swimming pool in a manner that promotes citizen pride in the City and contributes positively to the quality of life for all users of these facilities.



BUDGET APPROPRIATIONS - DETAIL
GENERAL FUND (RPT 20040)

G/L ACCOUNT	G/L DESCRIPTION	ACTUAL FY2022	ACTUAL FY2023	BUDGET FY2024	ACTUAL YTD FY2024	PROJECTED FY2024	2025 BUDGET APPROVED
	PARKS						
	PERSONAL SERVICES						
001-3072-5001200	SALARIES	102,157	84,729	87,826	43,100	61,820	153,211
001-3072-5001300	SALARIES-PART TIME	13,744	22,550	16,992	24,854	30,013	0
001-3072-5001400	OVERTIME	21,473	31,454	4,000	32,191	37,029	5,000
001-3072-5002100	FICA	10,121	10,451	8,325	7,532	10,398	12,103
001-3072-5002200	RETIREMENT	14,974	16,787	12,964	13,408	18,558	21,523
001-3072-5002230	RETIREMENT-NATIONWIDE	50	0	0	0	0	0
001-3072-5002300	LIFE/HEALTH INSURANCE	12,861	23,679	15,023	4,881	15,658	21,390
001-3072-5002400	WORKERS COMPENSATION	10,126	11,469	12,762	12,925	12,925	13,763
	TOTAL PERSONAL SERVICES	185,506	201,120	157,892	138,890	186,401	226,990
	OPERATING EXPENSES						
001-3072-5003100	PROFESSIONAL SERVICES	1,929	9,980	1,625	58,877	105,000	80,000
001-3072-5003101	MAINT SUPPORT/SOFTWARE	288	0	500	268	500	500
001-3072-5003424	LANDSCAPING	8,484	5,920	25,000	13,000	20,000	20,000
001-3072-5004100	COMMUNICATIONS	87	0	220	0	0	220
001-3072-5004200	TREE MAINTENANCE	0	0	0	3,000	3,000	0
001-3072-5004300	UTILITIES-ELECTRIC	17,864	13,641	12,500	13,403	33,706	12,500
001-3072-5004320	UTILITIES - WATER/SEWER	14,924	18,796	12,000	15,556	16,232	13,000
001-3072-5004500	INSURANCE	39,740	44,916	56,037	64,361	64,361	67,579
001-3072-5004610	EQUIPMENT MAINTENANCE	5,626	2,512	4,000	6,485	8,512	10,000
001-3072-5004620	VEHICLE MAINTENANCE	1,871	1,092	3,000	735	929	3,000
001-3072-5004640	BUILDING MAINTENANCE	18,234	18,223	8,000	33,296	43,467	35,000
001-3072-5005200	OPERATING SUPPLIES	54,529	25,125	47,000	33,051	47,000	47,000
001-3072-5005202	POOL SUPPLIES	8,680	5,113	10,000	995	1,311	10,000
001-3072-5005211	GCS ATH ASSOC CONTRIB	0	5,000	5,000	5,000	5,000	5,000
001-3072-5005220	UNIFORMS	3,569	811	1,500	0	1,500	1,500
001-3072-5005230	VEHICLE FUEL	3,643	4,415	5,000	3,518	4,296	10,000
001-3072-5005401	WELLNESS MEMBERSHIP	120	30	120	0	120	120
001-3072-5005403	EAP PROGRAM	0	230	115	0	115	115
001-3072-5005410	PROFESSIONAL DEVELOPMENT	39	423	200	845	1,127	1,200
	TOTAL OPERATING EXPENSES	179,627	156,226	191,817	252,389	356,176	316,734

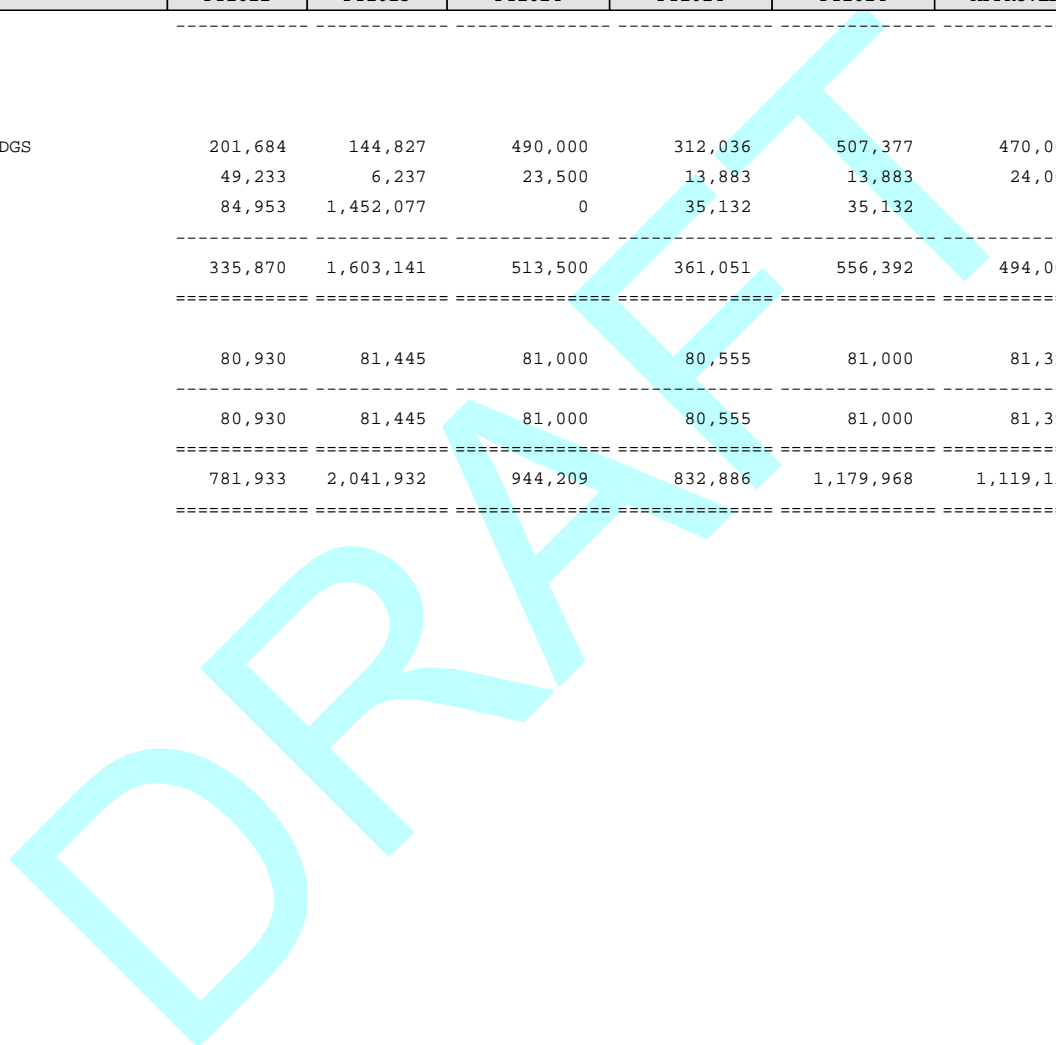
BUDGET APPROPRIATIONS - DETAIL
 GENERAL FUND (RPT 20040)

G/L ACCOUNT	G/L DESCRIPTION	ACTUAL FY2022	ACTUAL FY2023	BUDGET FY2024	ACTUAL YTD FY2024	PROJECTED FY2024	2025 BUDGET APPROVED

	CAPITAL OUTLAY						
001-3072-5006300	IMPROVT OTHER THAN BLDGS	201,684	144,827	490,000	312,036	507,377	470,000
001-3072-5006400	EQUIPMENT	49,233	6,237	23,500	13,883	13,883	24,000
001-3072-5006430	PALMETTO TRAIL	84,953	1,452,077	0	35,132	35,132	0

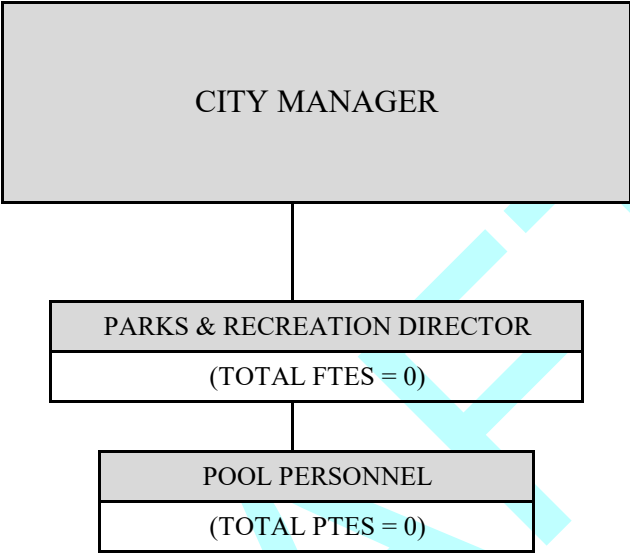
	TOTAL CAPITAL OUTLAY	335,870	1,603,141	513,500	361,051	556,392	494,000
=====							
	TRANSFERS						
001-3072-5009998	TRANSFERS OUT	80,930	81,445	81,000	80,555	81,000	81,396

	TOTAL TRANSFERS	80,930	81,445	81,000	80,555	81,000	81,396
=====							
	TOTAL EXPENDITURES	781,933	2,041,932	944,209	832,886	1,179,968	1,119,120
=====							



PARKS & RECREATION PROGRAMMING
(001-3073)

The Parks and Recreation Programming mission is to provide a variety of recreation, education and human health programs, that contribute to the well-being of the citizens of Green Cove Springs. Also, to provide safe and well maintained parks and offer affordable programs for the community.

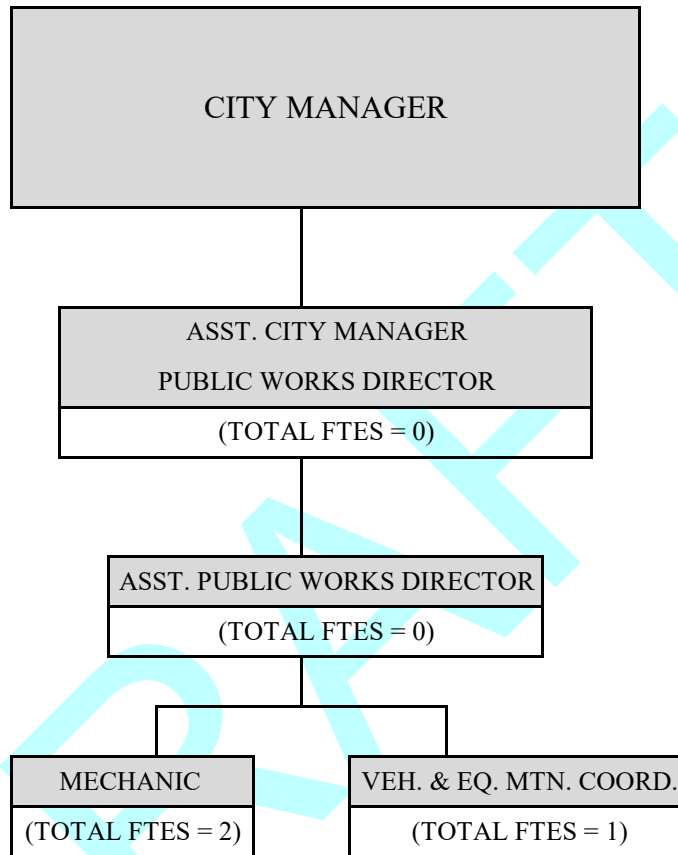


BUDGET APPROPRIATIONS - DETAIL
 GENERAL FUND (RPT 20040)

G/L ACCOUNT	G/L DESCRIPTION	ACTUAL FY2022	ACTUAL FY2023	BUDGET FY2024	ACTUAL YTD FY2024	PROJECTED FY2024	2025 BUDGET APPROVED
	PARKS & RECREATION PROGRAMMING						
	PERSONAL SERVICES						
	TOTAL PERSONAL SERVICES	0	0	0	0	0	0
	OPERATING EXPENSES						
001-3073-5003100	PROFESSIONAL SERVICES	72,000	79,000	84,000	54,550	84,000	84,000
001-3073-5005202	POOL SUPPLIES	123	0	0	0	0	0
	TOTAL OPERATING EXPENSES	72,123	79,000	84,000	54,550	84,000	84,000
	CAPITAL OUTLAY						
	TOTAL CAPITAL OUTLAY	0	0	0	0	0	0
	TRANSFERS						
	TOTAL TRANSFERS	0	0	0	0	0	0
	TOTAL EXPENDITURES	72,123	79,000	84,000	54,550	84,000	84,000

EQUIPMENT MAINTENANCE
(001-3090)

To provide comprehensive maintenance to all City vehicles, equipment and emergency stand-by power generators ensuring that they are readily available and safe for daily operations and emergency response.



BUDGET APPROPRIATIONS - DETAIL
 GENERAL FUND (RPT 20040)

G/L ACCOUNT	G/L DESCRIPTION	ACTUAL FY2022	ACTUAL FY2023	BUDGET FY2024	ACTUAL YTD FY2024	PROJECTED FY2024	2025 BUDGET APPROVED
	EQUIPMENT MAINTENANCE						
	PERSONAL SERVICES						
001-3090-5001200	SALARIES	119,547	145,769	140,085	123,433	145,685	150,670
001-3090-5001400	OVERTIME	3,195	2,562	3,000	4,288	5,717	3,000
001-3090-5002100	FICA	8,828	10,840	10,946	9,352	11,087	11,756
001-3090-5002200	RETIREMENT	13,357	17,972	16,782	17,182	20,248	20,945
001-3090-5002300	LIFE/HEALTH INSURANCE	16,830	38,084	22,091	18,024	36,075	30,144
001-3090-5002400	WORKERS COMPENSATION	3,937	4,090	4,560	4,618	4,618	4,918
	TOTAL PERSONAL SERVICES	165,694	219,317	197,464	176,898	223,430	221,433
	OPERATING EXPENSES						
001-3090-5003100	PROFESSIONAL SERVICES	1,080	1,300	1,500	1,478	1,850	2,300
001-3090-5003101	MAINT SUPPORT/SOFTWARE	288	239	3,300	567	1,000	3,300
001-3090-5003420	TEMPORARY LABOR	0	0	0	26	26	0
001-3090-5004300	UTILITIES-ELECTRIC	546	477	500	341	500	500
001-3090-5004320	UTILITIES - WATER/SEWER	3,202	2,812	2,500	2,236	2,417	10,000
001-3090-5004500	INSURANCE	384	405	506	581	581	610
001-3090-5004610	EQUIPMENT MAINTENANCE	97	640	3,000	113	151	2,500
001-3090-5004620	VEHICLE MAINTENANCE	102	695	800	1,252	1,669	1,500
001-3090-5004640	BUILDING MAINTENANCE	1,421	0	500	8	8	2,000
001-3090-5005200	OPERATING SUPPLIES	6,729	5,445	9,000	5,196	6,024	9,000
001-3090-5005220	UNIFORMS	1,549	571	1,200	0	1,200	1,200
001-3090-5005230	VEHICLE FUEL	1,151	1,413	1,200	1,101	1,305	1,200
001-3090-5005401	WELLNESS MEMBERSHIP	120	30	120	0	0	120
001-3090-5005403	EAP PROGRAM	0	77	38	0	0	38
001-3090-5005410	PROFESSIONAL DEVELOPMENT	0	0	500	0	500	1,500
	TOTAL OPERATING EXPENSES	16,668	14,104	24,664	12,899	17,231	35,768
	CAPITAL OUTLAY						
001-3090-5006400	EQUIPMENT	0	0	31,000	10,380	10,380	11,500


BUDGET APPROPRIATIONS - DETAIL
GENERAL FUND (RPT 20040)

G/L ACCOUNT	G/L DESCRIPTION	ACTUAL FY2022	ACTUAL FY2023	BUDGET FY2024	ACTUAL YTD FY2024	PROJECTED FY2024	2025 BUDGET APPROVED
	TOTAL CAPITAL OUTLAY	0	0	31,000	10,380	10,380	11,500
	TRANSFERS						
	TOTAL TRANSFERS	0	0	0	0	0	0
	TOTAL EXPENDITURES	182,363	233,421	253,128	200,177	251,042	268,701

DRAFT

BUDGET APPROPRIATIONS - DETAIL
101 - DISASTER FUND (RTP 20050)

G/L ACCOUNT	G/L DESCRIPTION	ACTUAL FY2022	ACTUAL FY2023	BUDGET FY2024	ACTUAL YTD FY2024	PROJECTED FY2024	2025 BUDGET APPROVED
	101 - DISASTER FUND						
	BEG. BALANCES & REVENUES						
	USE OF FUND BALANCE	0	0	0	0	0	0
	TAXES						
	AD VALOREM TAXES						
	TOTAL AD VALOREM TAXES	0	0	0	0	0	0
	OTHER TAXES						
	TOTAL OTHER TAXES	0	0	0	0	0	0
	TOTAL AD VALOREM & OTHER TAXES	0	0	0	0	0	0
	PERMITS AND FEES						
	TOTAL PERMITS AND FEES	0	0	0	0	0	0



BUDGET APPROPRIATIONS - DETAIL
101 - DISASTER FUND (RTP 20050)

G/L ACCOUNT	G/L DESCRIPTION	ACTUAL FY2022	ACTUAL FY2023	BUDGET FY2024	ACTUAL YTD FY2024	PROJECTED FY2024	2025 BUDGET APPROVED
	INTERGOVERNMENTAL						
	TOTAL INTERGOVERNMENTAL	0	0	0	0	0	0
	CHARGES FOR SERVICES						
	TOTAL CHARGES FOR SERVICES	0	0	0	0	0	0
	FINES AND FORFEITURES						
	TOTAL FINES AND FORFEITURES	0	0	0	0	0	0
	INVESTMENT INCOME						
	TOTAL INVESTMENT INCOME	0	0	0	0	0	0
	MISCELLANEOUS						
	TOTAL MISCELLANEOUS	0	0	0	0	0	0
	OTHER FINANCING SOURCES						
	TOTAL OTHER FINANCING SOURCES	0	0	0	0	0	0
	TRANSFERS						
	TOTAL TRANSFER	0	0	0	0	0	0
	TOTAL BEG. BALANCE & REVENUES	0	0	0	0	0	0
	HURRICANE - HERMINE	0	0	0	0	0	0

BUDGET APPROPRIATIONS - DETAIL
101 - DISASTER FUND (RTP 20050)

G/L ACCOUNT	G/L DESCRIPTION	ACTUAL FY2022	ACTUAL FY2023	BUDGET FY2024	ACTUAL YTD FY2024	PROJECTED FY2024	2025 BUDGET APPROVED
	HURRICANE - MATTHEW	0	0	0	0	0	0
	HURRICANE - IRMA	0	0	0	0	0	0
	HURRICANE - IAN	0	0	0	0	0	0
	COVID	0	0	0	0	0	0
	ARPA	0	0	0	1,956,196	0	0
	HURRICANE - NICOLE	0	0	0	0	0	0
	TOTAL EXPENDITURES	0	0	0	1,956,196	0	0
	ENDING CASH	0	0	0	1,956,196-	0	0

DRAFT

BUDGET APPROPRIATIONS - DETAIL
101 - DISASTER FUND (RPT 20060)

G/L ACCOUNT	G/L DESCRIPTION	ACTUAL FY2022	ACTUAL FY2023	BUDGET FY2024	ACTUAL YTD FY2024	PROJECTED FY2024	2025 BUDGET APPROVED
	HURRICAN - HERMINE						
	TOTAL HURRICANE HERMINE	0	0	0	0	0	0
	HURRICANE - MATTHEW						
	TOTAL HURRICANE MATTHEW	0	0	0	0	0	0
	HURRICAN - IRMA						
	TOTAL HURRICANE IRMA	0	0	0	0	0	0
	HURRICANE - IAN						
	TOTAL HURRICANE IAN	0	0	0	0	0	0
	COVID						
	TOTAL COVID	0	0	0	0	0	0
	ARPA						
101-1006-5006403	ARPA - WALNUT ST IMPROVEMENTS	0	0	0	1,956,196	0	0
	TOTAL ARPA	0	0	0	1,956,196	0	0
	HURRICAN - NICOLE						
	TOTAL HURRICANE NICOLE	0	0	0	0	0	0
	TRANSFERS						
	TOTAL TRANSFERS	0	0	0	0	0	0

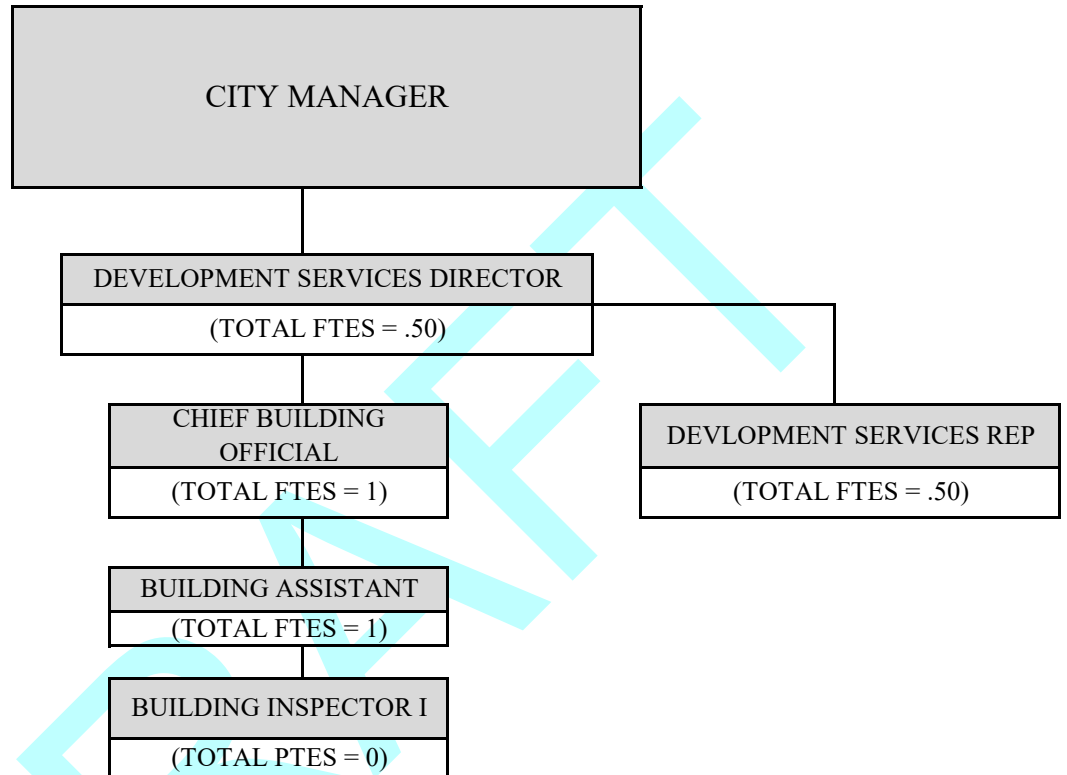
BUDGET APPROPRIATIONS - DETAIL
101 - DISASTER FUND (RPT 20060)

G/L ACCOUNT	G/L DESCRIPTION	ACTUAL FY2022	ACTUAL FY2023	BUDGET FY2024	ACTUAL YTD FY2024	PROJECTED FY2024	2025 BUDGET APPROVED
	TOTAL EXPENDITURES	0	0	0	1,956,196	0	0
	TOTAL EXPENDITURES	0	0	0	0	0	0

DRAFT

BUILDING FUND
(102)

To ensure development proposals comply with building codes and ordinances, regulations and standards set forth by the Florida Building Code by reviewing building plans, issuing permits, and performing inspections at the various stages of construction.




BUDGET APPROPRIATIONS - DETAIL
102 - BUILDING PERMIT FUN (RPT 20063)

G/L ACCOUNT	G/L DESCRIPTION	ACTUAL FY2022	ACTUAL FY2023	BUDGET FY2024	ACTUAL YTD FY2024	PROJECTED FY2024	2025 BUDGET APPROVED
	102 - BUILDING PERMIT FUND						
	BEG. BALANCES & REVENUES						
102-2400000	FUND BAL - BEG. BUILDING FUND	0	0	52,698	0	0	80,056
	USE OF FUND BALANCE	0	0	52,698	0	0	80,056
	CHARGES FOR SERVICES						
102-3221000	BLDG PERMITS-RESIDENTIAL	107,474	116,221	165,000	98,998	106,431	165,000
102-3221010	BLDG PERMITS-COMMERCIAL	74,636	35,799	165,000	252,592	278,000	165,000
102-3221100	BLDG INSPECTIONS	2,100	7,300	4,500	750	933	4,500
102-3222000	PLAN REVIEWS	9,240	7,530	10,000	12,975	14,620	10,000
102-3222301	SURCHARGE	3,310	0	5,000	5,243	6,000	5,000
	TOTAL CHARGES FOR SERVICES	196,760	166,850	349,500	370,558	405,984	349,500
	FINES AND FORFEITURES						
	TOTAL FINES AND FORFEITURES	0	0	0	0	0	0
	INVESTMENT INCOME						
	TOTAL INVESTMENT INCOME	0	0	0	0	0	0
	MISCELLANEOUS						
102-3699240	SCHOOL IMPACT FEES	2,022	0	4,000	0	0	4,000
	TOTAL MISCELLANEOUS	2,022	0	4,000	0	0	4,000
	OTHER FINANCING SOURCES						
	TOTAL OTHER FINANCING SOURCES	0	0	0	0	0	0
	TRANSFERS						

BUDGET APPROPRIATIONS - DETAIL
102 - BUILDING PERMIT FUN (RPT 20063)

G/L ACCOUNT	G/L DESCRIPTION	ACTUAL FY2022	ACTUAL FY2023	BUDGET FY2024	ACTUAL YTD FY2024	PROJECTED FY2024	2025 BUDGET APPROVED
	TOTAL TRANSFER	0	0	0	0	0	0
	TOTAL BEG. BALANCE & REVENUES	198,782	166,850	406,198	370,558	405,984	433,556
	BUILDING PERMIT	356,879	379,554	406,198	356,319	441,279	433,556
	TOTAL EXPENDITURES	356,879	379,554	406,198	356,319	441,279	433,556
	ENDING CASH	158,097-	212,704-	0	14,239	35,295-	0



BUDGET APPROPRIATIONS - DETAIL
102 - BUILDING PERMIT FUND(RPT 20064)

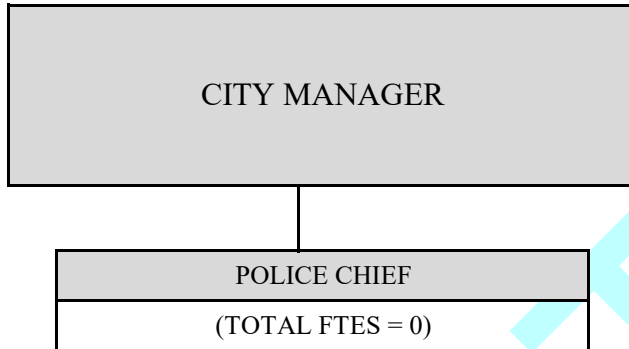
G/L ACCOUNT	G/L DESCRIPTION	ACTUAL FY2022	ACTUAL FY2023	BUDGET FY2024	ACTUAL YTD FY2024	PROJECTED FY2024	2025 BUDGET APPROVED
	BUILDING PERMIT						
	PERSONAL SERVICES						
102-1516-5001200	SALARIES	109,841	213,202	241,724	222,018	270,469	236,471
102-1516-5001400	OVERTIME	505	1,254	0	182	112	150
102-1516-5002100	FICA	8,363	16,289	18,492	16,466	20,049	18,102
102-1516-5002200	RETIREMENT	20,528	38,292	38,718	40,693	49,374	44,628
102-1516-5002300	LIFE/HEALTH INS	3,641	10,657	12,103	16,204	23,738	31,146
102-1516-5002400	WORKERS COMPENSATION	310	326	361	366	366	389
	TOTAL PERSONAL SERVICES	143,187	280,020	311,398	295,930	364,108	330,886
	OPERATING EXPENSES						
102-1516-5003100	PROFESSIONAL SERVICES	148,230	33,009	20,000	881	1,001	20,000
102-1516-5003101	MAINT SUPPORT/SOFTWARE	14,046	16,041	17,300	19,317	20,000	17,300
102-1516-5003210	AUDITING	5,000	0	5,000	6,031	7,000	5,250
102-1516-5004000	TRAVEL & PER DIEM	0	0	0	0	0	500
102-1516-5004400	RENTS & LEASES	40,000	40,000	40,000	30,000	40,000	40,000
102-1516-5004500	INSURANCE	428	468	584	671	671	704
102-1516-5004610	EQUIPMENT MAINTENANCE	3,970	3,828	4,000	1,914	4,000	4,000
102-1516-5004700	PRINTING & BINDING	0	0	1,000	0	0	1,000
102-1516-5004910	ADVERTISING	46	0	200	0	0	200
102-1516-5005100	OFFICE SUPPLIES	266	432	1,000	0	0	1,000
102-1516-5005200	OPERATING SUPPLIES	1,218	2,114	3,000	494	3,000	3,000
102-1516-5005230	VEHICLE FUEL	208	598	500	1,081	1,500	500
102-1516-5005400	MEMBERSHIP DUES	0	0	0	0	0	1,000
102-1516-5005401	WELLNESS MEMBERSHIP	60	15	120	0	0	120
102-1516-5005403	EAP PROGRAM	0	192	96	0	0	96
102-1516-5005410	PROFESSIONAL DEVELOPMENT	219	875	2,000	0	0	2,000
	TOTAL OPERATING EXPENSES	213,692	97,572	94,800	60,389	77,171	96,670
	CAPITAL OUTLAY						
102-1516-5006400	EQUIPMENT	0	1,963	0	0	0	6,000

BUDGET APPROPRIATIONS - DETAIL
102 - BUILDING PERMIT FUND(RPT 20064)

G/L ACCOUNT	G/L DESCRIPTION	ACTUAL FY2022	ACTUAL FY2023	BUDGET FY2024	ACTUAL YTD FY2024	PROJECTED FY2024	2025 BUDGET APPROVED
	TOTAL CAPITAL OUTLAY	0	1,963	0	0	0	6,000
	TRANSFERS						
	TOTAL TRANSFERS	0	0	0	0	0	0
	TOTAL EXPENDITURES	356,879	379,554	406,198	356,319	441,279	433,556
	TOTAL EXPENDITURES	0	0	0	0	0	0

DRAFT

SPECIAL LAW ENFORCEMENT TRUST
(104)



DRAFT

BUDGET APPROPRIATIONS - DETAIL
104 - SPEICAL LAW ENFORC (RPT 20070)

G/L ACCOUNT	G/L DESCRIPTION	ACTUAL FY2022	ACTUAL FY2023	BUDGET FY2024	ACTUAL YTD FY2024	PROJECTED FY2024	2025 BUDGET APPROVED
	104 - SPECIAL LAW ENFORCEMENT						
	BEG. BALANCES & REVENUES						
104-2400000	FUND BAL - BEG. SPECIAL LAW ENFORCE	0	0	16,100	0	16,000	16,100
	USE OF FUND BALANCE	0	0	16,100	0	16,000	16,100
	FINES AND FORFEITURES						
	TOTAL FINES AND FORFEITURES	0	0	0	0	0	0
	INVESTMENT INCOME						
	TOTAL INVESTMENT INCOME	0	0	0	0	0	0
	MISCELLANEOUS						
	TOTAL MISCELLANEOUS	0	0	0	0	0	0
	OTHER FINANCING SOURCES						
	TOTAL OTHER FINANCING SOURCES	0	0	0	0	0	0
	TRANSFERS						
	TOTAL TRANSFER	0	0	0	0	0	0
	TOTAL BEG. BALANCE & REVENUES	0	0	16,100	0	16,000	16,100
	SPECIAL LAW ENFORCEMENT	0	21,521	16,100	0	16,100	16,100
	TOTAL EXPENDITURES	0	21,521	16,100	0	16,100	16,100

BUDGET APPROPRIATIONS - DETAIL
104 - SPEICAL LAW ENFORC (RPT 20070)

G/L ACCOUNT	G/L DESCRIPTION	ACTUAL FY2022	ACTUAL FY2023	BUDGET FY2024	ACTUAL YTD FY2024	PROJECTED FY2024	2025 BUDGET APPROVED
-------------	-----------------	------------------	------------------	------------------	----------------------	---------------------	-------------------------

ENDING CASH

0 21,521- 0 0 100- 0

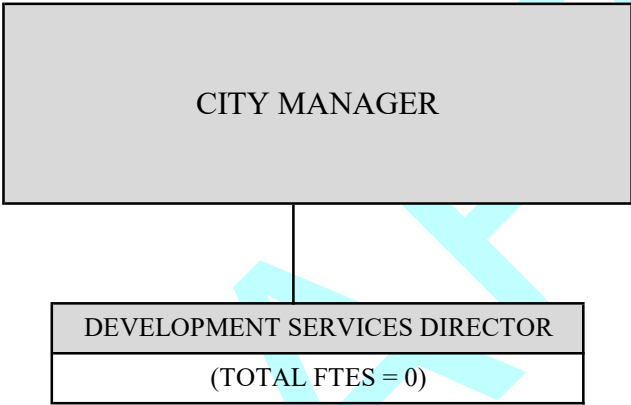
DRAFT

BUDGET APPROPRIATIONS - DETAIL
104 - SPECIAL LAW ENFORC (RPT 20080)

G/L ACCOUNT	G/L DESCRIPTION	ACTUAL FY2022	ACTUAL FY2023	BUDGET FY2024	ACTUAL YTD FY2024	PROJECTED FY2024	2025 BUDGET APPROVED
	PERSONAL SERVICES						
	TOTAL PERSONAL SERVICES	0	0	0	0	0	0
	OPERATING EXPENSES						
104-2021-5005200	POLICE - OPERATING SUPPLIES	0	17,536	1,100	0	1,100	1,100
104-2021-5005410	POLICE - PROFESSIONAL DEVELOPMENT	0	3,985	15,000	0	15,000	15,000
	TOTAL OPERATING EXPENSES	0	21,521	16,100	0	16,100	16,100
	CAPITAL OUTLAY						
	TOTAL CAPITAL OUTLAY	0	0	0	0	0	0
	DEBT SERVICE						
	TOTAL DEBT SERVICE	0	0	0	0	0	0
	TRANSFERS						
	TOTAL TRANSFERS	0	0	0	0	0	0
	TOTAL EXPENDITURES	0	21,521	16,100	0	16,100	16,100

CRA
(107-1515)

The purpose of the Community Redevelopment Agency is to rehabilitate, conserve, and redevelop areas within its geographical boundaries as shown on the Community Redevelopment District Map in accordance with the Community Redevelopment Plan. The Community Redevelopment Agency (CRA) was established in 2023 upon approval by the City of Green Cove Springs and the Clay County Board of County Commissioners of slum and blight within the designated area pursuant to statutory requirements. The members of the CRA serve as the Community Redevelopment Agency and governing board. The CRA includes 2 members appointed by the City Council, 2 members appointed by the County Commission and the 5th member appointed by the other four members. The CRA is staffed by the Development Services Department.




BUDGET APPROPRIATIONS - DETAIL
 107 - CRA (RPT 20085)

G/L ACCOUNT	G/L DESCRIPTION	ACTUAL FY2022	ACTUAL FY2023	BUDGET FY2024	ACTUAL YTD FY2024	PROJECTED FY2024	2025 BUDGET APPROVED
	107 - COMMUNITY REDEVELOPMENT						
	BEG. BALANCES & REVENUES						
	USE OF FUND BALANCE	0	0	0	0	0	0
	TAXES						
107-3111000	AD VALOREM TAXES-CURRENT	0	0	0	0	0	47,492
	TOTAL TAXES	0	0	0	0	0	47,492
	TOTAL BEG. BALANCE & REVENUES	0	0	0	0	0	47,492
	COMMUNITY REDEVELOPMENT AGENCY	0	0	0	0	0	47,492
	TOTAL EXPENDITURES	0	0	0	0	0	47,492
	ENDING CASH	0	0	0	0	0	0



BUDGET APPROPRIATIONS - DETAIL
 107 - CRA (RPT 20087)

G/L ACCOUNT	G/L DESCRIPTION	ACTUAL FY2022	ACTUAL FY2023	BUDGET FY2024	ACTUAL YTD FY2024	PROJECTED FY2024	2025 BUDGET APPROVED
	PERSONAL SERVICES						
	TOTAL PERSONAL SERVICES	0	0	0	0	0	0
	OPERATING EXPENSES						
	TOTAL OPERATING EXPENSES	0	0	0	0	0	0
	CAPITAL OUTLAY						
107-1515-5006500	CAPITAL OUTLAY	0	0	0	0	0	47,492
	TOTAL CAPITAL OUTLAY	0	0	0	0	0	47,492
	TOTAL EXPENDITURES	0	0	0	0	0	47,492



BUDGET APPROPRIATIONS - DETAIL
300- GEN CAPITAL PRO FUND (RPT 20090)

G/L ACCOUNT	G/L DESCRIPTION	ACTUAL FY2022	ACTUAL FY2023	BUDGET FY2024	ACTUAL YTD FY2024	PROJECTED FY2024	2025 BUDGET APPROVED
	300 - GENERAL CAPITAL IMPRO						
	BEG. BALANCES & REVENUES						
	USE OF FUND BALANCE	0	0	0	0	0	0
	OTHER FINANCING SOURCES						
	TOTAL OTHER FINANCING SOURCES	0	0	0	0	0	0
	TRANSFERS						
300-3832101	TRANSFERS IN	159,867	133,272	160,000	159,968	159,968	159,474
	TOTAL TRANSFER	159,867	133,272	160,000	159,968	159,968	159,474
	TOTAL BEG. BALANCE & REVENUES	159,867	133,272	160,000	159,968	159,968	159,474
	GEN. CAPITAL IMPR - POLICE EOC	159,867	160,438	160,000	159,968	159,968	159,474
	TOTAL EXPENDITURES	159,867	160,438	160,000	159,968	159,968	159,474
	ENDING CASH	0	27,166-	0	0-	0	0

BUDGET APPROPRIATIONS - DETAIL
300 - GEN CAPITAL IMPROV (RPT 20100)

G/L ACCOUNT	G/L DESCRIPTION	ACTUAL FY2022	ACTUAL FY2023	BUDGET FY2024	ACTUAL YTD FY2024	PROJECTED FY2024	2025 BUDGET APPROVED
	PERSONAL SERVICES						
	TOTAL PERSONAL SERVICES	0	0	0	0	0	0
	OPERATING EXPENSES						
	TOTAL OPERATING EXPENSES	0	0	0	0	0	0
	CAPITAL OUTLAY						
	TOTAL CAPITAL OUTLAY	0	0	0	0	0	0
	DEBT SERVICE						
300-2021-5007100	PRINCIPAL ON DEBT	148,000	151,000	153,000	153,000	153,000	155,000
300-2021-5007200	INTEREST ON NOTE	11,867	9,438	7,000	6,968	6,968	4,474
	TOTAL DEBT SERVICE	159,867	160,438	160,000	159,968	159,968	159,474
	TRANSFERS						
	TOTAL TRANSFERS	0	0	0	0	0	0
	TOTAL EXPENDITURES	159,867	160,438	160,000	159,968	159,968	159,474

BUDGET APPROPRIATIONS - DETAIL
310 - SPRING PARK CAP IMPRO (RPT 20110)

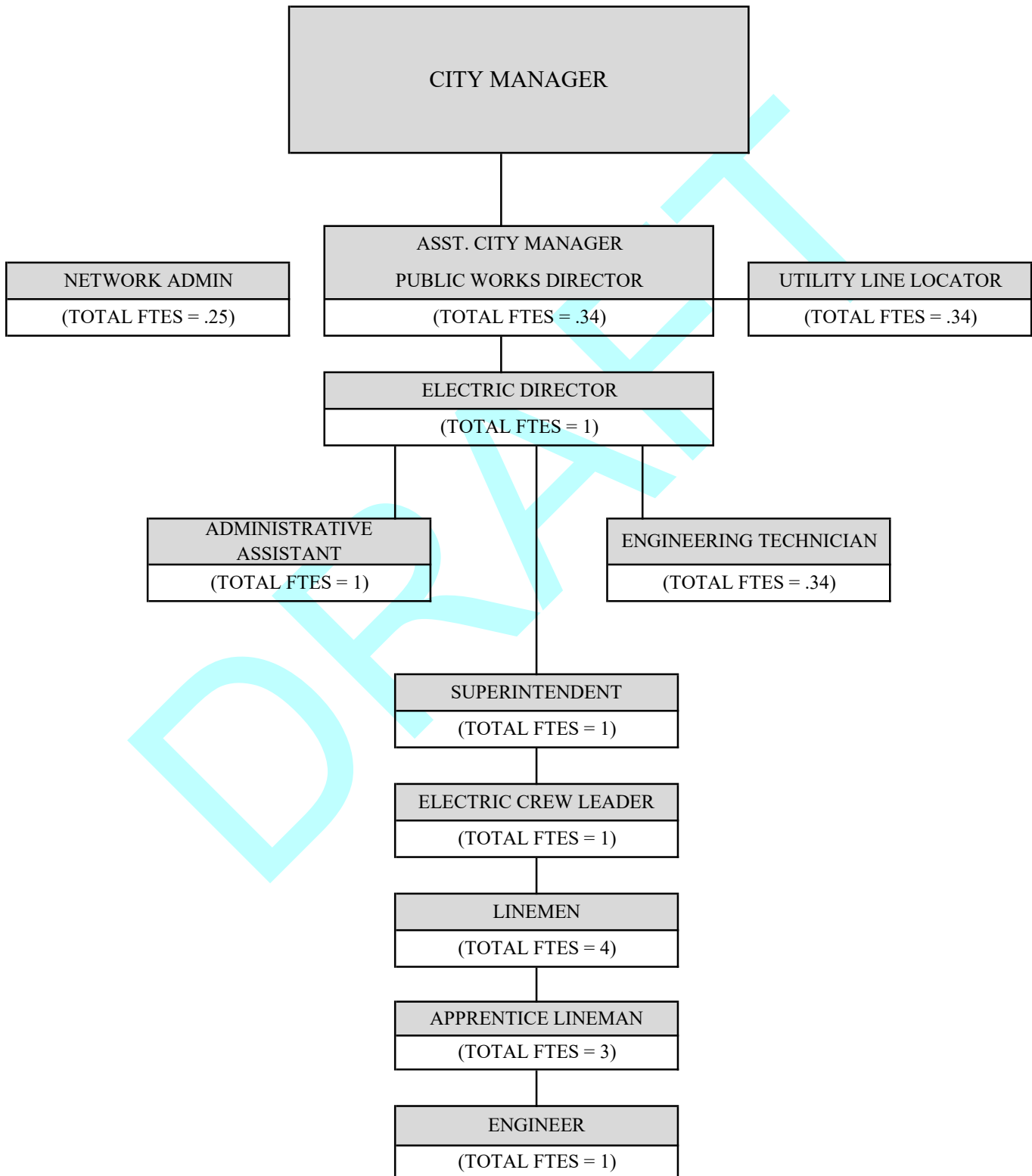
G/L ACCOUNT	G/L DESCRIPTION	ACTUAL FY2022	ACTUAL FY2023	BUDGET FY2024	ACTUAL YTD FY2024	PROJECTED FY2024	2025 BUDGET APPROVED
	310 - SPRING PARK CAPITAL IMPR						
	BEG. BALANCES & REVENUES						
	USE OF FUND BALANCE	0	0	0	0	0	0.00
	OTHER FINANCING SOURCES						
	TOTAL OTHER FINANCING SOURCES	0	0	0	0	0	0.00
	TRANSFERS						
310-3832101	TRANSFERS IN	80,930	81,445	81,000	80,555	80,938	81,396.25
	TOTAL TRANSFER	80,930	81,445	81,000	80,555	80,938	81,396.25
	TOTAL BEG. BALANCE & REVENUES	80,930	81,445	81,000	80,555	80,938	81,396.25
	SPRING PARK CAPITAL IMPROV 310	80,930	81,445	81,000	80,938	80,938	81,396.25
	TOTAL EXPENDITURES	80,930	81,445	81,000	80,938	80,938	81,396.25
	ENDING CASH	0	0	0	383-	0	0.00

BUDGET APPROPRIATIONS - DETAIL
310 -SPRING PARK CAP IMPRO (RPT 20120)

G/L ACCOUNT	G/L DESCRIPTION	ACTUAL FY2022	ACTUAL FY2023	BUDGET FY2024	ACTUAL YTD FY2024	PROJECTED FY2024	2025 BUDGET APPROVED
	PERSONAL SERVICES						
	TOTAL PERSONAL SERVICES	0	0	0	0	0	0.00
	OPERATING EXPENSES						
	TOTAL OPERATING EXPENSES	0	0	0	0	0	0.00
	CAPITAL OUTLAY						
	TOTAL CAPITAL OUTLAY	0	0	0	0	0	0.00
	DEBT SERVICE						
310-3072-5007100	PRINCIPAL PAYMENT ON DEBT	65,000	67,000	68,000	68,000	68,000	70,000.00
310-3072-5007200	INTEREST ON DEBT	15,930	14,445	13,000	12,938	12,938	11,396.25
	TOTAL DEBT SERVICE	80,930	81,445	81,000	80,938	80,938	81,396.25
	TRANSFERS						
	TOTAL TRANSFERS	0	0	0	0	0	0.00
	TOTAL EXPENDITURES	80,930	81,445	81,000	80,938	80,938	81,396.25

ELECTRIC (401-3031)

To provide safe and reliable electric service to the citizens and customers of Green Cove Springs at the lowest cost possible consistent with sound business practices.



BUDGET APPROPRIATIONS - DETAIL
401 - ELECTRIC FUND (RPT 20130)

G/L ACCOUNT	G/L DESCRIPTION	ACTUAL FY2022	ACTUAL FY2023	BUDGET FY2024	ACTUAL YTD FY2024	PROJECTED FY2024	2025 BUDGET APPROVED
	401 - ELECTRIC FUND						
	BEG. BALANCES & REVENUES						
401-2400000	FUND BAL - UNRESTRICTED	0	0	1,117,313	0	0	0
	USE OF FUND BALANCE	0	0	1,117,313	0	0	0
	INTERGOVERNMENTAL						
401-3435542	GRANT - EECBG/Others	0	0	0	250,000	250,000	0
401-3435544	EMERG MNGMENT GRANT - 4283-55R	0	42,277	0	0	0	0
	TOTAL INTERGOVERNMENTAL	0	42,277	0	250,000	250,000	0
	CHARGES FOR SERVICES						
401-3431000	ELECTRIC SALES	15,382,720	13,925,520	17,250,000	11,545,328	13,491,023	16,099,000
401-3431100	NET OVER/UNDER RECOVERY POWER COSTS	54,575	334,084	0	0	0	0
401-3431510	NIGHT LIGHTS	68,670	70,976	68,500	64,701	75,358	70,000
401-3431520	ELECTRIC CONNECTION	3,875	5,125	10,000	4,000	5,000	5,000
401-3431540	ELECTRIC DEPT SERVICES	54,052	9,123	0	12,395	13,000	13,000
401-3431541	TEMPORARY SERVICE CONNECTION FEE	2,600	3,900	3,500	3,150	3,900	3,500
401-3431550	POLE RENTAL	50,762	50,945	51,600	51,021	51,021	51,600
401-3433540	DEVELOPERS AGREEMENT	8,109	0	0	0	0	0
401-3433550	CAPITAL IMPROV TRUST	375,207	232,863	0	855,919	900,000	2,000,000
	TOTAL CHARGES FOR SERVICES	15,891,419	13,964,368	17,383,600	12,536,514	14,539,302	18,242,100
	FINES AND FORFEITURES						
	TOTAL FINES AND FORFEITURES	0	0	0	0	0	0
	INVESTMENT INCOME						
401-3433610	INTEREST FSBA	30,477	181,946	100,000	160,860	214,099	107,049
	TOTAL INVESTMENT INCOME	30,477	181,946	100,000	160,860	214,099	107,049

BUDGET APPROPRIATIONS - DETAIL
401 - ELECTRIC FUND (RPT 20130)

G/L ACCOUNT	G/L DESCRIPTION	ACTUAL FY2022	ACTUAL FY2023	BUDGET FY2024	ACTUAL YTD FY2024	PROJECTED FY2024	2025 BUDGET APPROVED

	MISCELLANEOUS						
401-3651000	SALE OF SURPLUS	25,120	6,347	15,000	3,391	5,000	5,000
401-3699150	BAD DEBTS COLLECTED	2,447	544	6,000	1,895	2,842	3,000
401-3699200	MISC INCOME	23,082	36,037	20,000	108,567	94,710	20,000
401-3699300	MISCELLANEOUS/LATE FEES	78,115	75,039	75,000	65,035	72,804	75,000
401-3699401	DSM Revenue	4,966	2,240	5,000	0	0	0

	TOTAL MISCELLANEOUS	133,731	120,207	121,000	178,888	175,357	103,000

	OTHER FINANCING SOURCES						
401-3849994	LOAN PROCEEDS	0	0	3,000,000	0	0	5,000,000

	TOTAL OTHER FINANCING SOURCES	0	0	3,000,000	0	0	5,000,000

	TRANSFERS						

	TOTAL TRANSFER	0	0	0	0	0	0

	TOTAL BEG. BALANCE & REVENUES	16,055,627	14,308,798	21,721,913	13,126,263	15,178,757	23,452,149
=====							
	EXPENDITURES	15,802,285	15,218,525	15,066,613	8,913,004	12,504,986	13,946,196
	DEBT SERVICE	154,325	142,437	853,300	133,279	853,279	853,953
	CAPITAL OUTLAY	0	0	4,816,000	138,389	761,453	8,152,000
	TRANSFER OUT	850,000	949,275	986,000	821,667	986,000	500,000

	TOTAL EXPENDITURES	16,806,611	16,310,237	21,721,913	10,006,339	15,105,718	23,452,149
=====							

	ENDING CASH	750,984-	2,001,439-	0	3,119,924	73,039	0
=====							

BUDGET APPROPRIATIONS - DETAIL
401 - ELECTRIC FUND (RPT 20140)

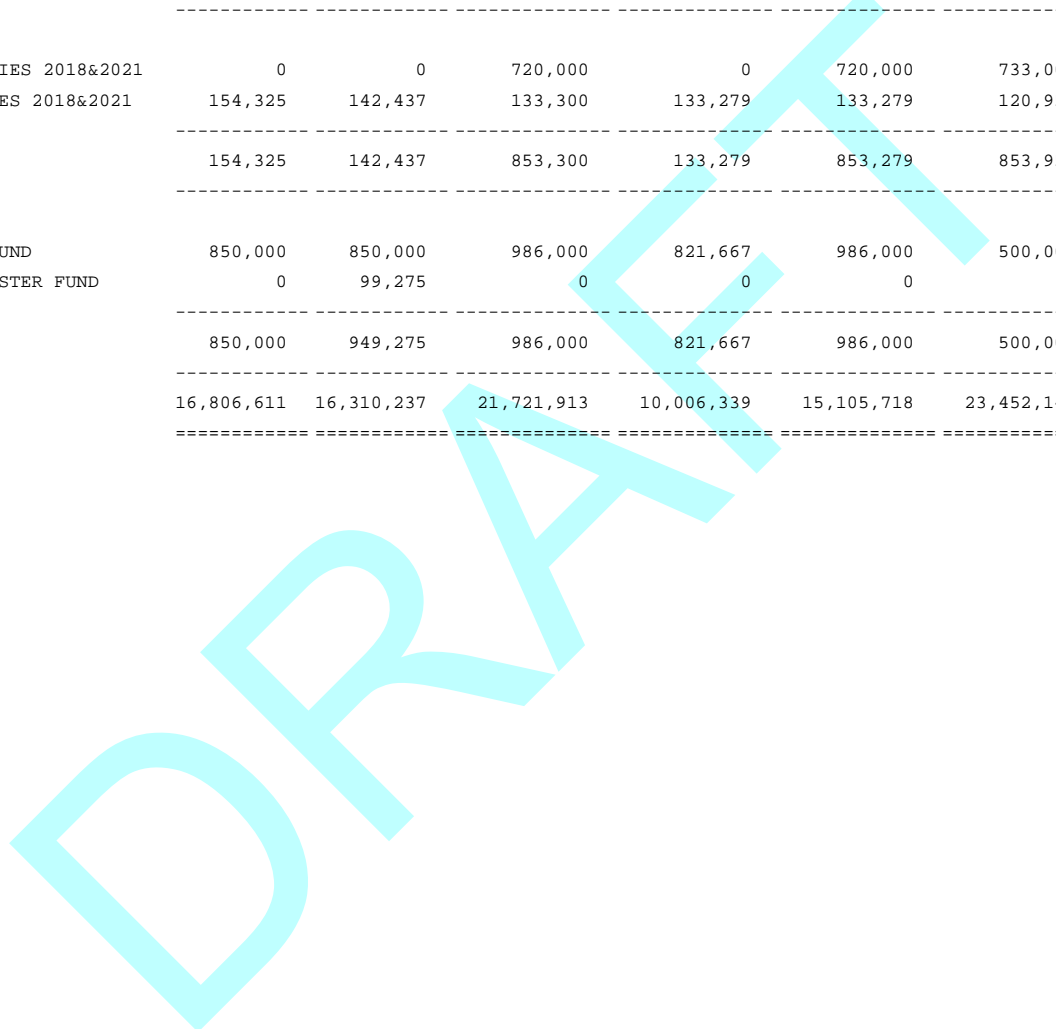
G/L ACCOUNT	G/L DESCRIPTION	ACTUAL FY2022	ACTUAL FY2023	BUDGET FY2024	ACTUAL YTD FY2024	PROJECTED FY2024	2025 BUDGET APPROVED
PERSONAL SERVICES							
401-3031-5001200	SALARIES	770,006	1,052,696	1,091,617	899,807	1,070,000	1,146,751
401-3031-5001300	ELECTRIC - PART-TIME SALARIES	30,840	32,672	0	0	0	0
401-3031-5001400	OVERTIME	93,969	58,750	60,500	37,487	52,840	50,000
401-3031-5001510	STANDBY	20,475	20,288	32,000	18,104	25,628	32,000
401-3031-5002100	FICA	66,155	84,071	90,585	70,843	85,674	93,999
401-3031-5002200	RETIREMENT	114,421	158,795	155,086	145,012	173,000	190,561
401-3031-5002205	RETIREMENT- CHANGE IN NPL (AUDIT AD	141,093	388,442	0	0	0	0
401-3031-5002230	RETIREMENT - NATIONWIDE	4,342	5,158	4,758	4,222	5,017	4,764
401-3031-5002300	LIFE/HEALTH INSURANCE	74,512	166,360	109,522	82,497	165,447	154,443
401-3031-5002320	OPEB EXPENSE	76,087	15,779-	0	0	0	0
401-3031-5002400	WORKERS COMPENSATION	38,352	43,712	48,654	49,274	49,274	52,471
TOTAL PERSONAL SERVICES		1,430,252	1,995,164	1,592,722	1,307,244	1,626,880	1,724,990
OPERATING EXPENSES							
401-3031-5003100	PROFESSIONAL SERVICES	72,415	19,654	8,000	24,553	25,636	20,000
401-3031-5003101	MAINT SUPPORT/SOFTWARE	7,550	16,045	4,500	10,661	11,000	7,419
401-3031-5003200	ACCOUNTING & AUDITING	11,000	68,900	11,000	24,427	25,000	11,550
401-3031-5003410	TREE TRIMMING	162,647	185,029	225,000	171,135	224,320	275,000
401-3031-5003420	CONTRACTUAL SERVICES	23,781	138,883	70,000	112,241	124,418	70,000
401-3031-5003423	TEMPORARY LABOR	540-	0	0	0	0	0
401-3031-5004000	TRAVEL & PER DIEM	2,781	420	5,500	360	360	6,000
401-3031-5004100	TELEPHONE	8,093	8,624	4,500	6,213	7,500	4,500
401-3031-5004110	POSTAGE/FREIGHT	97	0	0	0	0	0
401-3031-5004300	UTILITIES-ELECTRIC	5,549	4,273	5,000	2,818	5,000	5,000
401-3031-5004310	PURCHASE OF ENERGY	10,882,403	9,704,492	11,000,000	5,759,793	8,500,000	9,550,000
401-3031-5004320	UTILITIES - WATER/SEWER	716	663	1,600	561	1,000	1,600
401-3031-5004330	ST LUCIE PARTICIPATION	753,432	614,274	643,824	468,451	650,000	650,000
401-3031-5004340	STORMWATER FEES	262	339	630	48	60	630
401-3031-5004500	INSURANCE	53,367	57,112	71,253	81,837	81,837	85,929
401-3031-5004610	EQUIPMENT REPAIRS & MTCE	6,862	3,888	3,500	7,001	10,000	0
401-3031-5004620	VEHICLE MAINTENANCE	50,731	56,272	40,000	13,426	31,880	40,000
401-3031-5004640	BUILDING MAINTENANCE	8,870	6,118	2,000	10,137	23,681	10,000
401-3031-5004902	DEMAND SIDE MGT PROGRAM	7,175	5,650	16,000	3,400	5,000	0
401-3031-5004910	ADVERTISING	0	94	100	65	65	100
401-3031-5005100	OFFICE SUPPLIES	1,312	586	1,000	494	994	1,000

BUDGET APPROPRIATIONS - DETAIL
401 - ELECTRIC FUND (RPT 20140)

G/L ACCOUNT	G/L DESCRIPTION	ACTUAL FY2022	ACTUAL FY2023	BUDGET FY2024	ACTUAL YTD FY2024	PROJECTED FY2024	2025 BUDGET APPROVED
401-3031-5005200	OPERATING SUPPLIES	98,900	34,125	50,000	31,337	37,020	50,000
401-3031-5005210	STORM EXPENSES	17,746	24,200	75,000	0	0	75,000
401-3031-5005211	DONATIONS	10,000	10,000	10,000	10,000	10,000	10,000
401-3031-5005220	SAFETY EQUIPMENT	32,463	32,270	40,000	30,182	38,182	45,000
401-3031-5005230	VEHICLE FUEL	26,614	27,414	20,000	26,986	32,235	20,000
401-3031-5005401	WELLNESS MEMBERSHIP	600	150	600	0	0	0
401-3031-5005403	EAP PROGRAM	0	103	51	0	51	0
401-3031-5005410	PROFESSIONAL DEVELOPMENT	11,538	11,732	18,000	1,018	9,018	18,000
401-3031-5005440	FMEA DUES	16,328	15,578	16,000	15,578	15,578	16,000
401-3031-5005900	DEPRECIATION	1,159,403	1,273,259	0	0	0	0
401-3031-5005910	COLLECTION EXPENSE	0	0	500	0	0	0
401-3031-5005990	MATERIALS & SUPPLIES	453,452	355,287	425,000	216,325	314,938	425,000
401-3031-5007230	INTEREST ON DEBT	244	0	0	0	0	0
401-3031-5008000	BAD DEBTS EXPENSE	6,577	316	15,000	1,002	5,000	8,000
401-3031-5009512	REGULATORY ASSESSMENT FEE	2,143	2,504	2,000	2,100	0	2,000
401-3031-5009990	COST RECOVERY & ALLOCATION	282,195	282,195	425,491	354,576	425,491	425,491
401-3031-5009993	CUSTOMER SERVICE ALLOCATION	195,329	263,544	262,842	219,035	262,842	387,987
TOTAL OPERATING EXPENSES		14,372,034	13,223,361	13,473,891	7,605,760	10,878,106	12,221,206
CAPITAL OUTLAY							
401-3031-5006201	BUILDING IMPROVEMENTS	0	0	3,000,000	0	0	5,000,000
401-3031-5006301	EXTEND NEW LINES	0	0	200,000	6,118	50,000	100,000
401-3031-5006400	EQUIPMENT	0	0	350,000	14,909	5,000	90,000
401-3031-5006404	EQUIPMENT-VEHICLES	0	0	316,000	96,453	96,453	335,000
401-3031-5006501	CONVERT UG RADIAL FEEDS TO LOOP FEE	0	0	75,000	11,797	30,000	40,000
401-3031-5006502	CONVERT NORTHEAST TO 23CB	0	0	0	0	0	75,000
401-3031-5006510	MAGNOLIA POINT 3RD FEED	0	0	0	0	0	50,000
401-3031-5006511	LED CONVERSION OF STREET LIGHTS	0	0	75,000	0	20,000	0
401-3031-5006515	CHAPMAN 2 EXTENSION -2 CIRCUIT FEED	0	0	350,000	0	250,000	0
401-3031-5006516	Reliability Project	0	0	0	0	0	50,000
401-3031-5006519	DESIGNATED SYSTEM NEUTRAL	0	0	150,000	0	100,000	10,000
401-3031-5006521	Rookery Subdivision Project	0	0	0	0	0	1,500,000
401-3031-5006522	ROOKERY TRANSFORMERS	0	0	0	0	0	702,000
401-3031-5006550	REYNOLDS INDUSTRIAL PARK	0	0	50,000	0	10,000	0
401-3031-5006990	ELECTRIC SYS MATERIALS	0	0	250,000	9,112	200,000	200,000
TOTAL CAPITAL OUTLAY		0	0	4,816,000	138,389	761,453	8,152,000

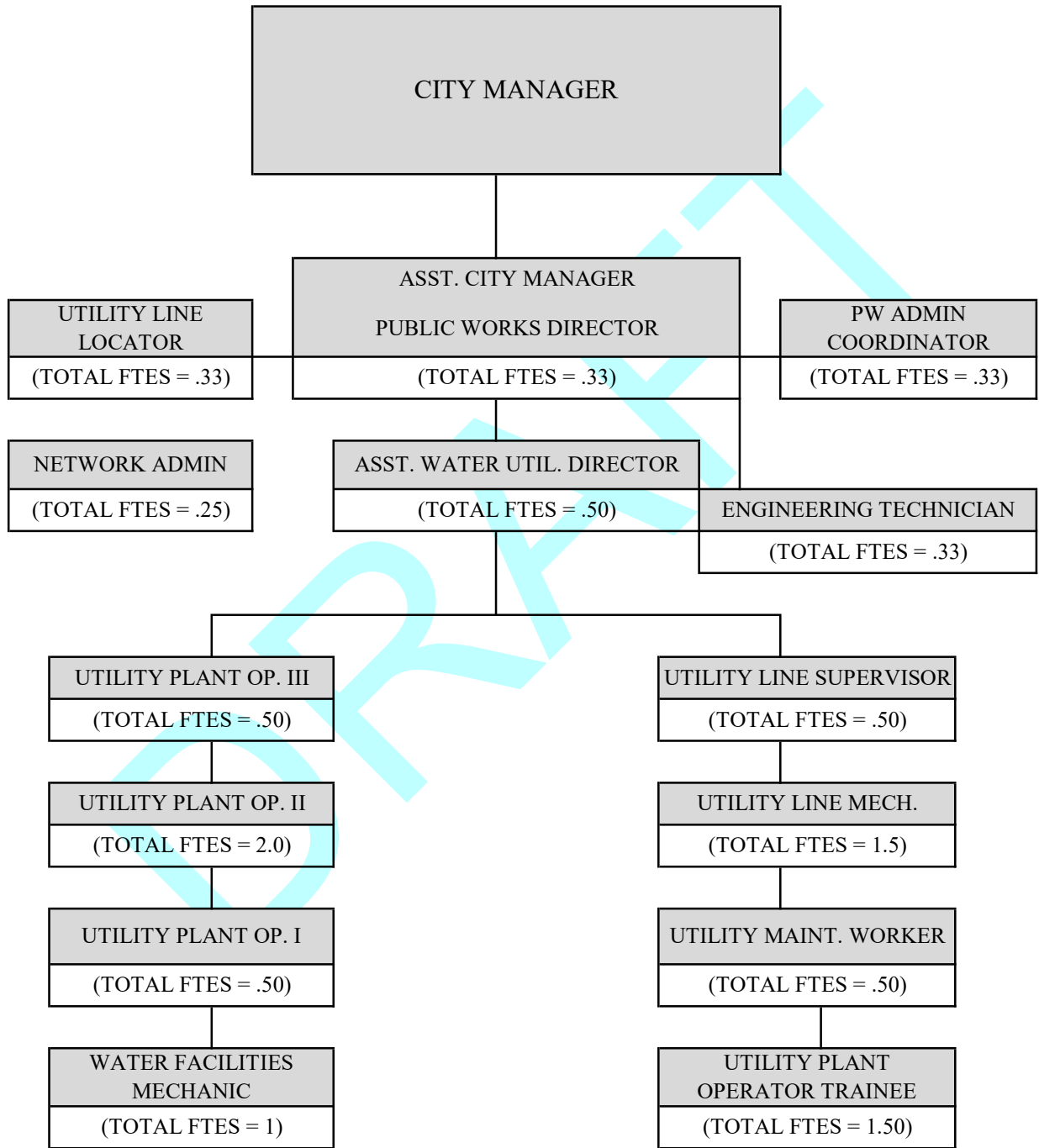
BUDGET APPROPRIATIONS - DETAIL
401 - ELECTRIC FUND (RPT 20140)

G/L ACCOUNT	G/L DESCRIPTION	ACTUAL FY2022	ACTUAL FY2023	BUDGET FY2024	ACTUAL YTD FY2024	PROJECTED FY2024	2025 BUDGET APPROVED
	DEBT SERVICE						
401-3032-5007100	PRINCIPAL ON DEBT SERIES 2018&2021	0	0	720,000	0	720,000	733,000
401-3032-5007230	INTEREST ON DEBT SERIES 2018&2021	154,325	142,437	133,300	133,279	133,279	120,953
	TOTAL DEBT SERVICE	154,325	142,437	853,300	133,279	853,279	853,953
	TRANSFERS						
401-3031-5009994	TRANSFER TO GENERAL FUND	850,000	850,000	986,000	821,667	986,000	500,000
401-3031-5009996	TRANSFERS OUT TO DISASTER FUND	0	99,275	0	0	0	0
	TOTAL TRANSFERS	850,000	949,275	986,000	821,667	986,000	500,000
	TOTAL EXPENDITURES	16,806,611	16,310,237	21,721,913	10,006,339	15,105,718	23,452,149



WATER
(402-3033)

To provide the citizens of Green Cove Springs with a safe and dependable supply of drinking water that meets or exceeds all regulatory requirements in a cost effective manner within the resources available.



BUDGET APPROPRIATIONS - DETAIL
 402 - WATER FUND (RPT 20150)

G/L ACCOUNT	G/L DESCRIPTION	ACTUAL FY2022	ACTUAL FY2023	BUDGET FY2024	ACTUAL YTD FY2024	PROJECTED FY2024	2025 BUDGET APPROVED
402 - WATER FUND							
BEG. BALANCES & REVENUES							
402-2400000	FUND BAL - BEG. WATER	0	0	337,613	0	0	0
	USE OF FUND BALANCE	0	0	337,613	0	0	0
=====							
INTERGOVERNMENTAL							
	TOTAL INTERGOVERNMENTAL	0	0	0	0	0	0

CHARGES FOR SERVICES							
402-3433000	WATER SALES	1,904,535	2,054,175	2,000,000	1,723,881	2,160,636	2,400,000
402-3433510	WATER TAPS	32,700	21,750	10,000	23,900	26,700	25,000
402-3433511	NEW METER INSTALL FEES	308-	0	0	0	0	0
402-3433520	WATER DEPT SERVICES	4,403	30	6,000	6,527	8,000	6,000
402-3433540	WATER IMPROVEMENT TRUST	44,225	40,720	30,000	23,085	25,000	30,000
402-3433541	DEVELOPER'S AGREEMENT	13,701	0	30,000	0	0	0
402-3435551	EXTENSION REIMBURSEMENT	10,750	18,500	20,000	12,750	20,000	20,000
402-3651200	FIRE PROTECTION AVAIL CHG	15,900	14,373	15,000	27,229	30,000	30,000
	TOTAL CHARGES FOR SERVICES	2,025,906	2,149,547	2,111,000	1,817,371	2,270,336	2,511,000

FINES AND FORFEITURES							
	TOTAL FINES AND FORFEITURES	0	0	0	0	0	0

INVESTMENT INCOME							
402-3433610	INTEREST FSBA	6,005	33,544	30,000	31,696	42,021	21,000
	TOTAL INVESTMENT INCOME	6,005	33,544	30,000	31,696	42,021	21,000

MISCELLANEOUS							

BUDGET APPROPRIATIONS - DETAIL
402 - WATER FUND (RPT 20150)

G/L ACCOUNT	G/L DESCRIPTION	ACTUAL FY2022	ACTUAL FY2023	BUDGET FY2024	ACTUAL YTD FY2024	PROJECTED FY2024	2025 BUDGET APPROVED
402-3640000	GAIN (LOSS) SALE OF ASSET	0	2,910	0	0	0	0
402-3651000	SALE OF SURPLUS	1,431	0	1,000	1,219	1,400	3,000
402-3699150	Bad Debts Collected	0	0	500	0	0	500
402-3699200	MISC INCOME	2,494	8,497	1,000	13,263	15,991	12,000
402-3699300	MISCELLANEOUS-LATE FEES	11,726	5,739	12,000	2,248	2,699	3,000
	TOTAL MISCELLANEOUS	15,651	17,147	14,500	16,730	20,090	18,500
	OTHER FINANCING SOURCES						
402-3849994	LOAN PROCEEDS	0	0	2,066,500	0	200,000	1,061,400
	TOTAL OTHER FINANCING SOURCES	0	0	2,066,500	0	200,000	1,061,400
	TRANSFERS						
	TOTAL TRANSFER	0	0	0	0	0	0
	TOTAL BEG. BALANCE & REVENUES	2,047,562	2,200,238	4,559,613	1,865,797	2,532,447	3,611,900
	WATER	2,169,055	2,871,532	2,014,513	1,638,728	2,003,069	2,074,816
	DEBT SERVICE	40,322	43,227	198,600	26,469	198,544	195,684
	CAPITAL OUTLAY	0	0	2,226,500	172,049	425,000	1,221,400
	TRANSFER OUT	100,000	100,000	120,000	100,000	120,000	120,000
	TOTAL EXPENDITURES	2,309,377	3,014,759	4,559,613	1,937,246	2,746,613	3,611,900
	ENDING CASH	261,815-	814,521-	0	71,449-	214,166-	0

BUDGET APPROPRIATIONS - DETAIL
402 - WATER (RPT 20160)

G/L ACCOUNT	G/L DESCRIPTION	ACTUAL FY2022	ACTUAL FY2023	BUDGET FY2024	ACTUAL YTD FY2024	PROJECTED FY2024	2025 BUDGET APPROVED
PERSONAL SERVICES							
402-3033-5001200	SALARIES	423,734	593,387	658,249	512,404	600,313	658,040
402-3033-5001300	OTHER SALARIES AND WAGES	3,752	0	15,000	0	0	0
402-3033-5001400	OVERTIME	41,967	70,932	60,000	55,301	65,826	58,500
402-3033-5001510	STANDBY	10,679	10,154	20,000	8,552	10,277	19,500
402-3033-5002100	FICA	35,684	46,723	57,624	41,684	51,352	56,307
402-3033-5002200	RETIREMENT	49,107	73,142	82,615	69,884	85,547	93,812
402-3033-5002205	RETIREMENT- CHANGE IN NPL (AUDIT AD	2,576	183,069	0	0	0	0
402-3033-5002230	RETIREMENT - NATIONWIDE	4,214	5,006	4,618	4,098	5,026	4,507
402-3033-5002300	LIFE/HEALTH INSURANCE	59,814	159,929	117,634	79,320	156,840	164,917
402-3033-5002320	OPEB EXPENSE	5,725	17,591	0	0	0	0
402-3033-5002400	WORKERS COMPENSATION	23,471	25,427	28,313	28,674	28,674	29,771
TOTAL PERSONAL SERVICES		660,724	1,185,358	1,044,053	799,916	1,003,854	1,085,355
OPERATING EXPENSES							
402-3033-5003100	PROFESSIONAL SERVICES	10,842	5,786	10,000	11,545	15,412	14,624
402-3033-5003101	LOOP FEED DESIGN	0	1,400	0	283	0	0
402-3033-5003102	MAINT SUPPORT/SOFTWARE	4,512	6,194	4,000	7,996	8,000	4,875
402-3033-5003200	AUDITING	6,000	15,900	6,000	7,237	7,237	6,300
402-3033-5003401	ELEVATED TANK MAINTENANCE	52,588	42,588	55,000	45,457	62,270	53,625
402-3033-5003402	LABORATORY SERVICES	2,309	4,011	4,000	6,367	7,686	7,800
402-3033-5003420	CONTRACTUAL SERVICES	0	0	0	482	660	0
402-3033-5003423	TEMP LABOR	8,049	14,164	10,000	13,225	18,116	11,700
402-3033-5004000	TRAVEL & PER DIEM	85	0	500	0	0	370
402-3033-5004100	COMMUNICATION	9,991	8,387	6,000	9,400	12,400	7,800
402-3033-5004110	POSTAGE/FREIGHT	1,146	1,718	700	2,346	4,000	975
402-3033-5004300	UTILITIES-ELECTRIC	95,379	85,388	100,000	83,115	105,000	39,000
402-3033-5004320	UTILITIES - WATER/SEWER	151	161	200	137	149	195
402-3033-5004321	UTILITIES - WATER (CCUA)	125,814	236,744	200,000	118,935	139,530	200,000
402-3033-5004330	STORMWATER FEES	1,460	516	1,500	0	0	1,500
402-3033-5004500	INSURANCE	24,360	22,010	31,949	36,695	36,695	38,530
402-3033-5004610	EQUIPMENT MAINTENANCE	2,964	3,548	6,000	1,124	6,000	5,850
402-3033-5004613	LINE MAINTENANCE	82,336	60,981	70,000	93,115	96,463	68,250
402-3033-5004615	HYDRANT MAINTENANCE	19,251	2,801	10,000	25,743	30,000	9,750
402-3033-5004616	PLANT MAINTENANCE	26,099	21,397	35,000	20,662	24,933	29,250
402-3033-5004620	VEHICLE MAINTENANCE	2,550	5,288	3,000	3,829	5,000	2,925

BUDGET APPROPRIATIONS - DETAIL
402 - WATER (RPT 20160)

G/L ACCOUNT	G/L DESCRIPTION	ACTUAL FY2022	ACTUAL FY2023	BUDGET FY2024	ACTUAL YTD FY2024	PROJECTED FY2024	2025 BUDGET APPROVED
402-3033-5004640	BUILDING MAINTENANCE	2,068	5,787	2,500	4,877	6,222	4,875
402-3033-5004910	ADVERTISING	971	253	500	101	500	500
402-3033-5005100	OFFICE SUPPLIES	811	602	500	7	0	500
402-3033-5005200	OPERATING SUPPLIES	23,740	68,081	30,000	28,561	33,338	29,250
402-3033-5005211	CHEMICALS	32,986	49,233	50,000	50,757	57,441	58,500
402-3033-5005212	LABORATORY SUPPLIES	2,815	2,860	6,000	583	705	5,850
402-3033-5005215	DONATIONS	5,000	5,000	5,000	5,000	6,849	4,875
402-3033-5005220	UNIFORMS	3,246	1,228	750	1,059	1,536	2,439
402-3033-5005230	VEHICLE FUEL	19,045	16,148	20,000	14,573	18,211	19,500
402-3033-5005400	BOOKS,PUB, SUB & MEMBERS	654	1,584	1,000	15	21	975
402-3033-5005401	WELLNESS MEMBERSHIP	360	90	360	0	0	0
402-3033-5005403	EAP PROGRAM	0	498	250	0	0	0
402-3033-5005410	PROFESSIONAL DEVELOPMENT	1,885	3,936	3,000	554	759	2,925
402-3033-5005900	DEPRECIATION	697,067	697,059	0	0	0	0
402-3033-5008000	BAD DEBTS EXPENSE	1,686	19,819	3,000	241	330	0
402-3033-5009990	COST RECOVERY & ALLOCATION	140,176	140,176	157,448	131,207	157,448	157,448
402-3033-5009993	CUSTOMER SVC ALLOCATION	99,935	134,837	136,303	113,586	136,303	198,505
TOTAL OPERATING EXPENSES		1,508,331	1,686,174	970,460	838,811	999,216	989,461
CAPITAL OUTLAY							
402-3033-5006200	BUILDING IMPROVEMENT	0	0	50,000	42,336	50,000	25,000
402-3033-5006391	WATER LINE REPLACEMENT	0	0	20,000	0	20,000	20,000
402-3033-5006393	NEW/REPLACE VALVES	0	0	10,000	24,430	25,000	10,000
402-3033-5006395	NEW METERS INSTALLED	0	0	20,000	26,821	30,000	20,000
402-3033-5006396	LINE EXTENSIONS	0	0	10,000	23,240	25,000	30,000
402-3033-5006400	EQUIPMENT	0	0	50,000	40,222	55,000	55,000
402-3033-5006401	C.R. 315 UTILITY RELOCATIONS	0	0	450,000	0	0	450,000
402-3033-5006402	REYNOLDS/SOUTH SERVICE IMPROVEMENTS	0	0	250,000	0	0	0
402-3033-5006403	TREATMENT PLANT	0	0	0	15,000	20,000	0
402-3033-5006405	REYNOLDS WATER SYSTEM IMPROVEMENTS	0	0	600,000	0	0	0
402-3033-5006406	C.R. 209 S. WATER & SEWER FORCE MAI	0	0	485,000	0	0	485,000
402-3033-5006407	REYNOLDS HIGH SRV PUMP IMPR AND FIR	0	0	281,500	0	200,000	126,400
TOTAL CAPITAL OUTLAY		0	0	2,226,500	172,049	425,000	1,221,400
DEBT SERVICE							
402-3033-5007100	PRINCIPAL ON DEBT-BONDS	0	0	172,200	0	172,075	176,472

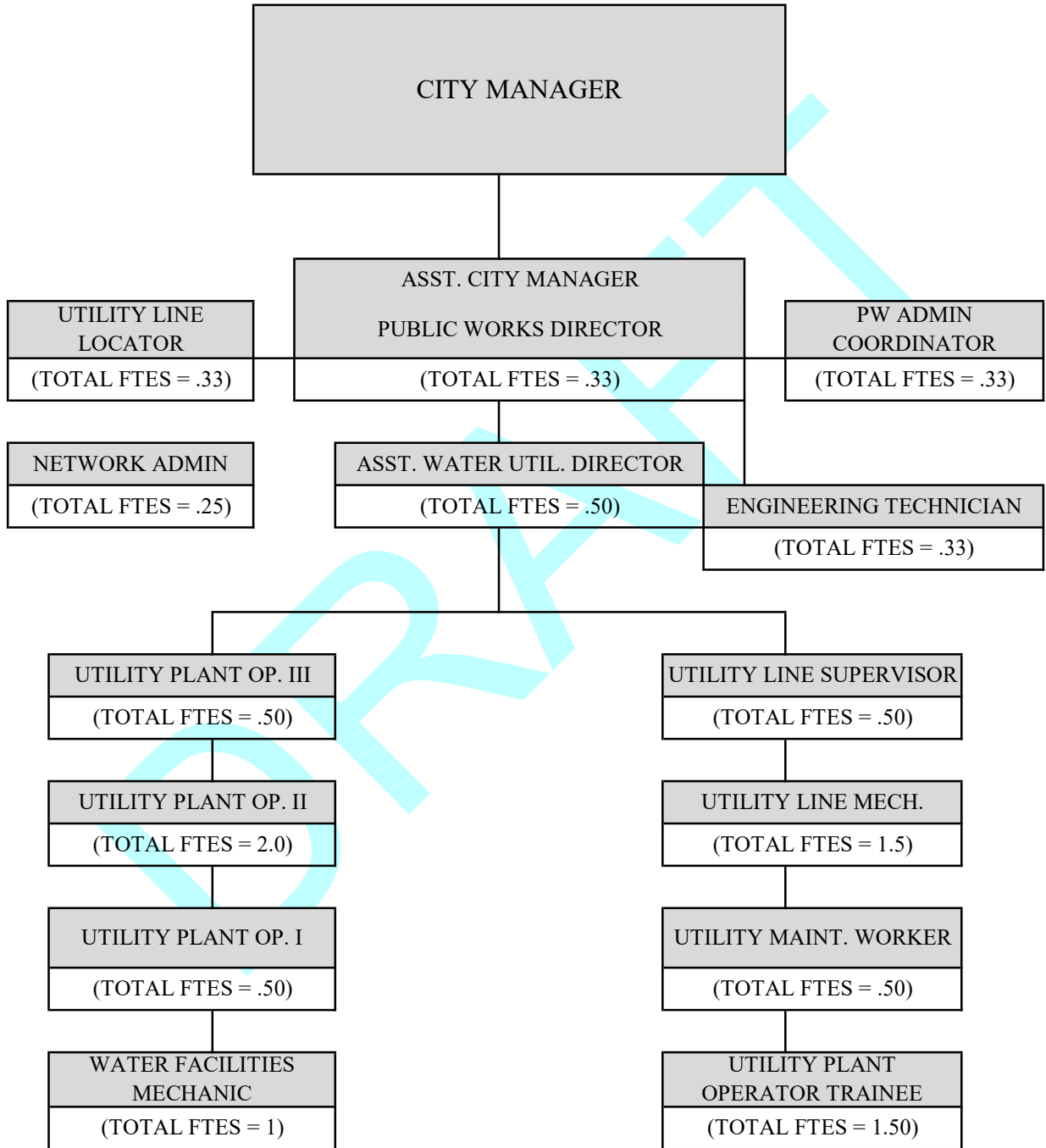
BUDGET APPROPRIATIONS - DETAIL
402 - WATER (RPT 20160)

G/L ACCOUNT	G/L DESCRIPTION	ACTUAL FY2022	ACTUAL FY2023	BUDGET FY2024	ACTUAL YTD FY2024	PROJECTED FY2024	2025 BUDGET APPROVED
402-3033-5007230	INTEREST ON DEBT-BONDS	40,322	43,227	26,400	26,469	26,469	19,212
	TOTAL DEBT SERVICE	40,322	43,227	198,600	26,469	198,544	195,684
	TRANSFERS						
402-3033-5009994	TRANSFER TO GENERAL FUND	100,000	100,000	120,000	100,000	120,000	120,000
	TOTAL TRANSFERS	100,000	100,000	120,000	100,000	120,000	120,000
	TOTAL EXPENDITURES	2,309,377	3,014,759	4,559,613	1,937,246	2,746,613	3,611,900

DRAFT

**WASTEWATER
(403-3035)**

To provide the citizens of Green Cove Springs with a safe and reliable wastewater service that meets or exceeds all regulatory requirements in a cost effective manner within the resources available.



BUDGET APPROPRIATIONS - DETAIL
403 - WASTEWATER (RPT 20170)

G/L ACCOUNT	G/L DESCRIPTION	ACTUAL FY2022	ACTUAL FY2023	BUDGET FY2024	ACTUAL YTD FY2024	PROJECTED FY2024	2025 BUDGET APPROVED
	403 - WASTEWATER FUND						
	BEG. BALANCES & REVENUES						
403-2400000	FUND BAL - BEG. WASTEWATER	0	0	1,691,410	0	0	0
	USE OF FUND BALANCE	0	0	1,691,410	0	0	0
	INTERGOVERNMENTAL						
403-3435542	DEVELOPER'S AGREEMENT	6,151	0	0	0	0	0
	TOTAL INTERGOVERNMENTAL	6,151	0	0	0	0	0
	CHARGES FOR SERVICES						
403-3435000	WASTEWATER SALES	3,206,300	3,294,541	3,350,000	2,957,821	3,565,409	3,800,000
403-3435540	WASTEWATER IMPROVEMENT	68,000	72,000	0	38,000	45,000	60,000
403-3435542	DEVELOPER'S AGREEMENT	6,151	0	0	0	0	0
403-3435551	LINE EXTEN-REIMBURSEMENT	11,250	30,500	20,000	33,750	40,000	40,000
	TOTAL CHARGES FOR SERVICES	3,291,702	3,397,041	3,370,000	3,029,571	3,650,409	3,900,000
	FINES AND FORFEITURES						
	TOTAL FINES AND FORFEITURES	0	0	0	0	0	0
	INVESTMENT INCOME						
403-3433610	INTEREST FSBA	4,064	21,880	20,000	21,448	28,435	14,200
	TOTAL INVESTMENT INCOME	4,064	21,880	20,000	21,448	28,435	14,200
	MISCELLANEOUS						
403-3651000	SURPLUS SALES	1,863	1,695	3,000	0	0	2,000
403-3699150	BAD DEBTS COLLECTED	0	0	500	0	0	500
403-3699200	MISC INCOME	252	1,841	100	110	2,202,437	100

BUDGET APPROPRIATIONS - DETAIL
403 - WASTEWATER (RPT 20170)

G/L ACCOUNT	G/L DESCRIPTION	ACTUAL FY2022	ACTUAL FY2023	BUDGET FY2024	ACTUAL YTD FY2024	PROJECTED FY2024	2025 BUDGET APPROVED
403-3699300	MISCELLANEOUS-LATE FEES	20,188	18,073	20,000	19,923	20,000	20,000
	TOTAL MISCELLANEOUS	21,800	21,609	23,600	20,033	2,222,437	22,600
	OTHER FINANCING SOURCES						
403-3849994	LOAN PROCEEDS	0	0	3,328,750	0	300,000	6,645,000
	TOTAL OTHER FINANCING SOURCES	0	0	3,328,750	0	300,000	6,645,000
	TRANSFERS						
	TOTAL TRANSFER	0	0	0	0	0	0
	TOTAL BEG. BALANCE & REVENUES	3,323,716	3,440,531	8,433,760	3,071,052	6,201,281	10,581,800
	WASTEWATER	2,681,420	3,246,236	2,308,010	1,816,321	2,209,422	2,378,024
	DEBT SERVICE	7,216	15,788	496,000	13,562	151,341	503,776
	CAPITAL OUTLAY	0	0	4,443,750	1,495,963	2,457,300	5,955,000
	TRANSFER OUT	135,000	135,000	1,186,000	166,667	500,000	1,745,000
	TOTAL EXPENDITURES	2,823,636	3,397,024	8,433,760	3,492,512	5,318,063	10,581,800
	ENDING CASH	500,081	43,506	0	421,460-	883,218	0

CITY OF GREEN COVE SPRINGS

**BUDGET APPROPRIATIONS - DETAIL
403 - WASTEWATER FUND (RPT 20180)**

G/L ACCOUNT	G/L DESCRIPTION	ACTUAL FY2022	ACTUAL FY2023	BUDGET FY2024	ACTUAL YTD FY2024	PROJECTED FY2024	2025 BUDGET APPROVED
PERSONAL SERVICES							
403-3035-5001200	SALARIES	396,160	540,791	676,004	503,431	614,316	658,040
403-3035-5001300	OTHER SALARIES AND WAGES	3,752	0	15,000	0	0	0
403-3035-5001400	OVERTIME	61,544	78,536	60,000	82,062	100,579	58,500
403-3035-5001510	STANDBY	11,279	12,655	20,000	10,303	12,400	19,500
403-3035-5002100	FICA	35,117	44,102	58,982	43,261	52,863	56,307
403-3035-5002200	WASTEWATER PLANT - RETIREMENT	48,899	67,803	84,630	72,430	87,859	93,812
403-3035-5002205	RETIREMENT- CHANGE IN NPL (AUDIT AD	3,962-	165,808	0	0	0	0
403-3035-5002230	RETIREMENT - NATIONWIDE	4,214	5,006	4,618	4,098	4,786	4,508
403-3035-5002300	LIFE/HEALTH INSURANCE	55,551	139,120	117,703	76,573	145,340	164,917
403-3035-5002320	OPEB EXPENSE	3,334	13,217	0	0	0	0
403-3035-5002400	WORKERS COMPENSATION	23,471	25,427	28,313	28,674	28,674	29,771
TOTAL PERSONAL SERVICES		639,359	1,092,464	1,065,250	820,831	1,046,817	1,085,355
OPERATING EXPENSES							
403-3035-5003100	PROFESSIONAL SERVICES	11,132	8,268	20,000	20,950	26,926	19,500
403-3035-5003101	MAINT SUPPORT/SOFTWARE	2,379	2,418	4,000	268	0	9,750
403-3035-5003200	AUDITING	8,000	0	10,000	12,063	12,063	10,500
403-3035-5003421	LABORATORY SERVICES	41,673	38,863	50,000	27,602	34,400	48,750
403-3035-5003423	TEMP LABOR	10,743	7,741	15,000	10,131	15,000	14,625
403-3035-5004000	TRAVEL & PER DIEM	15	17-	5,000	0	0	4,875
403-3035-5004100	COMMUNICATIONS	8,673	7,101	6,000	6,956	6,593	9,750
403-3035-5004110	POSTAGE/FREIGHT	1,334	2,643	3,000	1,096	1,290	2,925
403-3035-5004300	UTILITIES-ELECTRIC	250,808	209,556	225,000	186,023	191,511	224,250
403-3035-5004320	UTILITIES - WATER/SEWER	5,565	21,684	5,000	3,307	3,711	4,875
403-3035-5004330	STORMWATER FEES	3,255	4,518	3,000	143	147	2,925
403-3035-5004500	INSURANCE	28,575	30,162	37,631	43,221	43,221	44,246
403-3035-5004600	REPAIRS & MAINTENANCE	0	25,078	20,000	0	0	0
403-3035-5004610	EQUIPMENT MAINTENANCE	3,318	4,974	7,000	7,787	8,000	10,606
403-3035-5004612	LIFT STATION REPAIR/MAINT	36,966	15,226	40,000	25,723	30,003	39,000
403-3035-5004613	LINE MAINTENANCE	42,550	24,076	40,000	37,022	43,103	39,000
403-3035-5004616	PLANT REPAIR	37,114	30,317	40,000	15,633	19,996	39,000
403-3035-5004618	SLUDGE MANAGEMENT	51,328	78,832	70,000	57,187	71,740	68,250
403-3035-5004620	VEHICLE MAINTENANCE	9,027	16,656	10,000	4,253	5,570	9,750
403-3035-5004640	BUILDING MAINTENANCE	1,842	4,454	2,000	4,416	5,930	1,950
403-3035-5004910	ADVERTISING	0	253	400	99	136	390
403-3035-5005100	OFFICE SUPPLIES	538	478	500	0	0	500

CITY OF GREEN COVE SPRINGS

BUDGET APPROPRIATIONS - DETAIL
403 - WASTEWATER FUND (RPT 20180)

G/L ACCOUNT	G/L DESCRIPTION	ACTUAL FY2022	ACTUAL FY2023	BUDGET FY2024	ACTUAL YTD FY2024	PROJECTED FY2024	2025 BUDGET APPROVED
403-3035-5005200	OPERATING SUPPLIES	18,564	27,985	20,000	24,850	30,211	19,500
403-3035-5005210	RECLAIMED WATER MATERIALS & OPERATI	0	21	10,000	0	0	0
403-3035-5005211	CHEMICALS	126,481	164,334	160,000	129,914	157,708	156,000
403-3035-5005212	LABORATORY SUPPLIES	10,197	10,181	15,000	25,370	31,267	14,625
403-3035-5005215	DONATIONS	5,000	5,000	5,000	5,000	6,849	4,875
403-3035-5005220	UNIFORMS	1,611	155	750	1,228	1,768	2,925
403-3035-5005230	VEHICLE FUEL	23,720	17,213	15,000	15,448	19,410	19,500
403-3035-5005400	BOOKS, PUB, SUBS & MEMBERSHIPS	295	312	1,000	15	21	1,000
403-3035-5005401	WELLNESS MEMBERSHIP	370	120	500	0	0	488
403-3035-5005403	EAP PROGRAM	0	498	250	0	0	244
403-3035-5005410	PROFESSIONAL DEVELOPMENT	2,534	2,554	3,000	1,201	1,645	3,000
403-3035-5005900	DEPRECIATION	1,020,687	1,078,369	0	0	0	0
403-3035-5008000	BAD DEBTS	3,560	123-	5,000	480	658	0
403-3035-5009990	COST RECOVERY & ALLOC	160,645	160,645	239,521	199,601	239,521	239,521
403-3035-5009993	CUSTOMER SVC ALLOCATION	113,563	153,224	154,208	128,507	154,208	225,574
TOTAL OPERATING EXPENSES		2,042,061	2,153,772	1,242,760	995,490	1,162,605	1,292,668
CAPITAL OUTLAY							
403-3035-5006200	BUILDINGS	0	0	0	34,500	35,000	0
403-3035-5006300	IMPROVE OTHER THAN BLDGS	0	0	25,000	19,437	25,000	25,000
403-3035-5006301	LINE EXTENSIONS	0	0	20,000	22,981	25,000	20,000
403-3035-5006302	LIFT STATION IMPROVEMENTS	0	0	800,000	5,831	300,000	400,000
403-3035-5006304	MANHOLE REHABILITATION	0	0	30,000	5,500	10,000	35,000
403-3035-5006305	HMGP GRANTS - LIFT STATION GENERATO	0	0	0	2,800	2,800	0
403-3035-5006317	REHAB SEWER LINES	0	0	190,000	0	0	250,000
403-3035-5006350	NEW METER READING INFRASTRUCTURE &	0	0	0	13,008	15,000	0
403-3035-5006396	LINE EXTENSIONS	0	0	0	1,440	2,000	0
403-3035-5006400	EQUIPMENT-PLANT/LIFT STATION REPAIR	0	0	50,000	20,425	40,000	75,000
403-3035-5006401	EQUIPMENT/VEHICLES	0	0	1,000,000	2,401	2,500	1,550,000
403-3035-5006403	C.R. 315 UTILITY RELOCATIONS	0	0	343,750	0	0	600,000
403-3035-5006404	REYNOLDS/SOUTH SERVICE IMPROVEMENTS	0	0	100,000	0	0	0
403-3035-5006405	CR 209 S FORCE MAIN EXTENSION TO BA	0	0	400,000	0	0	500,000
403-3035-5006406	C.R. 209 S. WATER & SEWER FORCE MAI	0	0	485,000	0	0	0
403-3035-5006500	CAPITAL OUTLAY-WW	0	0	1,000,000	1,367,641	2,000,000	2,500,000
TOTAL CAPITAL OUTLAY		0	0	4,443,750	1,495,963	2,457,300	5,955,000
DEBT SERVICE							

CITY OF GREEN COVE SPRINGS

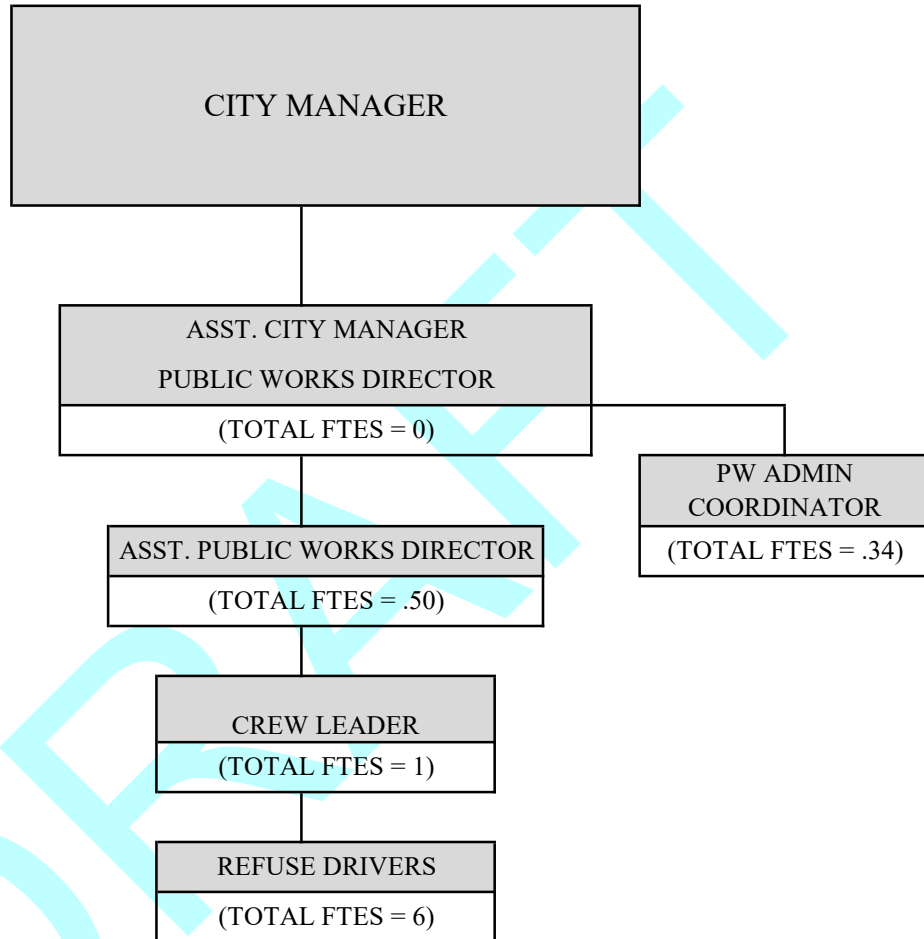
**BUDGET APPROPRIATIONS - DETAIL
403 - WASTEWATER FUND (RPT 20180)**

G/L ACCOUNT	G/L DESCRIPTION	ACTUAL FY2022	ACTUAL FY2023	BUDGET FY2024	ACTUAL YTD FY2024	PROJECTED FY2024	2025 BUDGET APPROVED
403-3035-5007100	WASTEWATER PLANT - PRINCIPAL ON DE	0	0	481,500	0	137,631	490,818
403-3035-5007230	INTEREST ON DEBT	7,216	15,788	14,500	13,562	13,710	12,958
	TOTAL DEBT SERVICE	7,216	15,788	496,000	13,562	151,341	503,776
	TRANSFERS						
403-3035-5009994	TRANSFER TO GENERAL FUND	135,000	135,000	200,000	166,667	200,000	200,000
403-3035-5009998	TRANSFERS TO RECLAIMED WATER FUND	0	0	986,000	0	300,000	1,545,000
	TOTAL TRANSFERS	135,000	135,000	1,186,000	166,667	500,000	1,745,000
	TOTAL EXPENDITURES	2,823,636	3,397,024	8,433,760	3,492,512	5,318,063	10,581,800

DRAFT

SOLID WASTE
(404-3034)

To provide the citizens of Green Cove Springs with superior, friendly, personalized solid waste collection services including recycling, yard trash, garbage, tires, white goods, and miscellaneous household items utilizing a combination of contract services and City crews.



BUDGET APPROPRIATIONS - DETAIL
 SOLID WASTE FUND (RPT 20190)

G/L ACCOUNT	G/L DESCRIPTION	ACTUAL FY2022	ACTUAL FY2023	BUDGET FY2024	ACTUAL YTD FY2024	PROJECTED FY2024	2025 BUDGET APPROVED
404- SOLID WASTE FUND							
BEG. BALANCES & REVENUES							
404-2400000	FUND BAL - BEG. SOLID WASTE	0	0	84,274	0	0	0
USE OF FUND BALANCE		0	0	84,274	0	0	0
=====							
INTERGOVERNMENTAL							
TOTAL INTERGOVERNMENTAL		0	0	0	0	0	0

CHARGES FOR SERVICES							
404-3431540	SOLID WASTE DEPT SERVICES	0	9,206	0	0	0	0
404-3434300	RESIDENTIAL FEES	644,009	665,881	682,000	563,226	675,266	756,485
404-3434301	RESIDENTIAL FEES-SPECIAL ASSESSMENT	115,032	114,003	118,000	120,518	120,518	138,285
404-3434311	CONSTRUCTION DEBRIS	3,600	4,800	4,800	1,692	5,400	5,400
404-3434400	DUMPSTER FEES	2,992	1,774	6,420	1,373	1,647	1,647
404-3434500	FRANCHISE FEES	81,479	81,931	70,000	94,847	117,461	93,727
TOTAL CHARGES FOR SERVICES		847,112	877,595	881,220	781,655	920,292	995,544

FINES AND FORFEITURES							
TOTAL FINES AND FORFEITURES		0	0	0	0	0	0

INVESTMENT INCOME							
404-3433610	INTEREST FSBA	2,845	15,316	6,200	15,014	19,905	10,007
TOTAL INVESTMENT INCOME		2,845	15,316	6,200	15,014	19,905	10,007

MISCELLANEOUS							
404-3699150	Bad Debts Collected	0	0	200	0	0	0
404-3699200	MISCELLANEOUS INCOME	393	728	2,000	6,185	8,000	2,000

BUDGET APPROPRIATIONS - DETAIL
 SOLID WASTE FUND (RPT 20190)

G/L ACCOUNT	G/L DESCRIPTION	ACTUAL FY2022	ACTUAL FY2023	BUDGET FY2024	ACTUAL YTD FY2024	PROJECTED FY2024	2025 BUDGET APPROVED
404-3699300	MISCELLANEOUS-LATE FEES	4,753	4,038	5,400	4,029	4,243	4,690
	TOTAL MISCELLANEOUS	5,145	4,766	7,600	10,214	12,243	6,690
	OTHER FINANCING SOURCES						
404-3849994	LOAN PROCEEDS	0	0	573,000	0	0	385,000
	TOTAL OTHER FINANCING SOURCES	0	0	573,000	0	0	385,000
	TRANSFERS						
	TOTAL TRANSFER	0	0	0	0	0	0
	TOTAL BEG. BALANCE & REVENUES	855,102	897,677	1,552,294	806,882	952,439	1,397,240
	SOLID WASTE	876,438	1,139,962	874,094	834,877	999,372	955,064
	DEBT SERVICE	8,469	6,152	57,200	28,588	80,083	57,176
	CAPITAL OUTLAY	0	0	573,000	203,439	203,439	385,000
	TRANSFER OUT	20,000	20,000	48,000	40,000	48,000	0
	TOTAL EXPENDITURES	904,907	1,166,114	1,552,294	1,106,904	1,330,894	1,397,240
	ENDING CASH	49,805-	268,437-	0	300,022-	378,455-	0

BUDGET APPROPRIATIONS - DETAIL
404 - SOLID WASTE (RPT 20200)


G/L ACCOUNT	G/L DESCRIPTION	ACTUAL FY2022	ACTUAL FY2023	BUDGET FY2024	ACTUAL YTD FY2024	PROJECTED FY2024	2025 BUDGET APPROVED
PERSONAL SERVICES							
404-3034-5001200	SALARIES	335,238	402,633	351,878	348,831	390,995	357,128
404-3034-5001400	OVERTIME	15,501	25,223	12,000	21,314	20,517	12,000
404-3034-5002100	FICA	22,827	29,360	27,837	27,638	31,646	28,238
404-3034-5002200	RETIREMENT	33,879	45,693	40,959	41,733	48,250	45,515
404-3034-5002205	RETIREMENT- CHANGE IN NPL (AUDIT AD	23,687	110,672	0	0	0	0
404-3034-5002230	RETIREMENT - NATIONWIDE	3,754	4,702	4,315	3,949	4,688	4,688
404-3034-5002300	LIFE/HEALTH INSURANCE	55,691	101,780	55,324	42,927	92,723	81,774
404-3034-5002320	OPEB EXPENSE	7,148	10,422	0	0	0	0
404-3034-5002400	WORKERS COMPENSATION	28,468	30,791	34,251	34,687	34,687	36,938

	TOTAL PERSONAL SERVICES	511,898	761,276	526,564	521,079	623,507	566,281

OPERATING EXPENSES							
404-3034-5003100	PROFESSIONAL SERVICES	2,832	5,557	4,852	2,947	3,615	4,582
404-3034-5003200	AUDITING	2,500	0	2,500	3,015	2,500	2,625
404-3034-5003420	CONTAINER PICKUP FEES-SW	8,881	10,464	10,000	11,033	13,552	13,000
404-3034-5003421	COMMERCIAL LANDFILL FEES-COUNTY	7,065	6,734	8,000	6,603	7,801	8,000
404-3034-5004100	COMMUNICATION/FREIGHT	242	0	250	0	0	0
404-3034-5004110	POSTAGE/FREIGHT	0	2,347	250	0	0	250
404-3034-5004500	INSURANCE	8,165	8,827	11,013	12,649	12,649	13,281
404-3034-5004610	EQUIPMENT MAINTENANCE	170	106	0	15	15	0
404-3034-5004620	VEHICLE MAINTENANCE	34,612	63,920	30,000	52,796	66,928	50,000
404-3034-5004910	ADVERTISING	180	399	500	0	500	500
404-3034-5005100	OFFICE SUPPLIES	0	0	200	0	200	200
404-3034-5005200	OPERATING SUPPLIES	21,711	27,862	25,000	29,211	28,960	48,000
404-3034-5005220	UNIFORMS	2,106	789	1,050	100	133	1,050
404-3034-5005230	VEHICLE FUEL	52,440	45,824	60,000	34,692	45,208	45,000
404-3034-5005401	WELLNESS MEMBERSHIP	240	60	240	0	240	240
404-3034-5005402	SPECIAL ASSESSMENT FEES	2,287	2,280	2,500	2,389	3,185	2,500
404-3034-5005403	EAP PROGRAM	0	461	230	0	230	230
404-3034-5005410	PROFESSIONAL DEVELOPMENT	123	261	400	250	400	400
404-3034-5005900	DEPREC RES SET ASIDE	106,294	73,117	0	0	0	37,596
404-3034-5008000	BAD DEBTS	820	59	1,100	228	304	1,100
404-3034-5009990	COST RECOVERY & ALLOC	68,449	68,449	124,761	103,968	124,761	70,000
404-3034-5009993	CUSTOMER SVC ALLOCATION	45,425	61,289	64,684	53,903	64,684	90,229

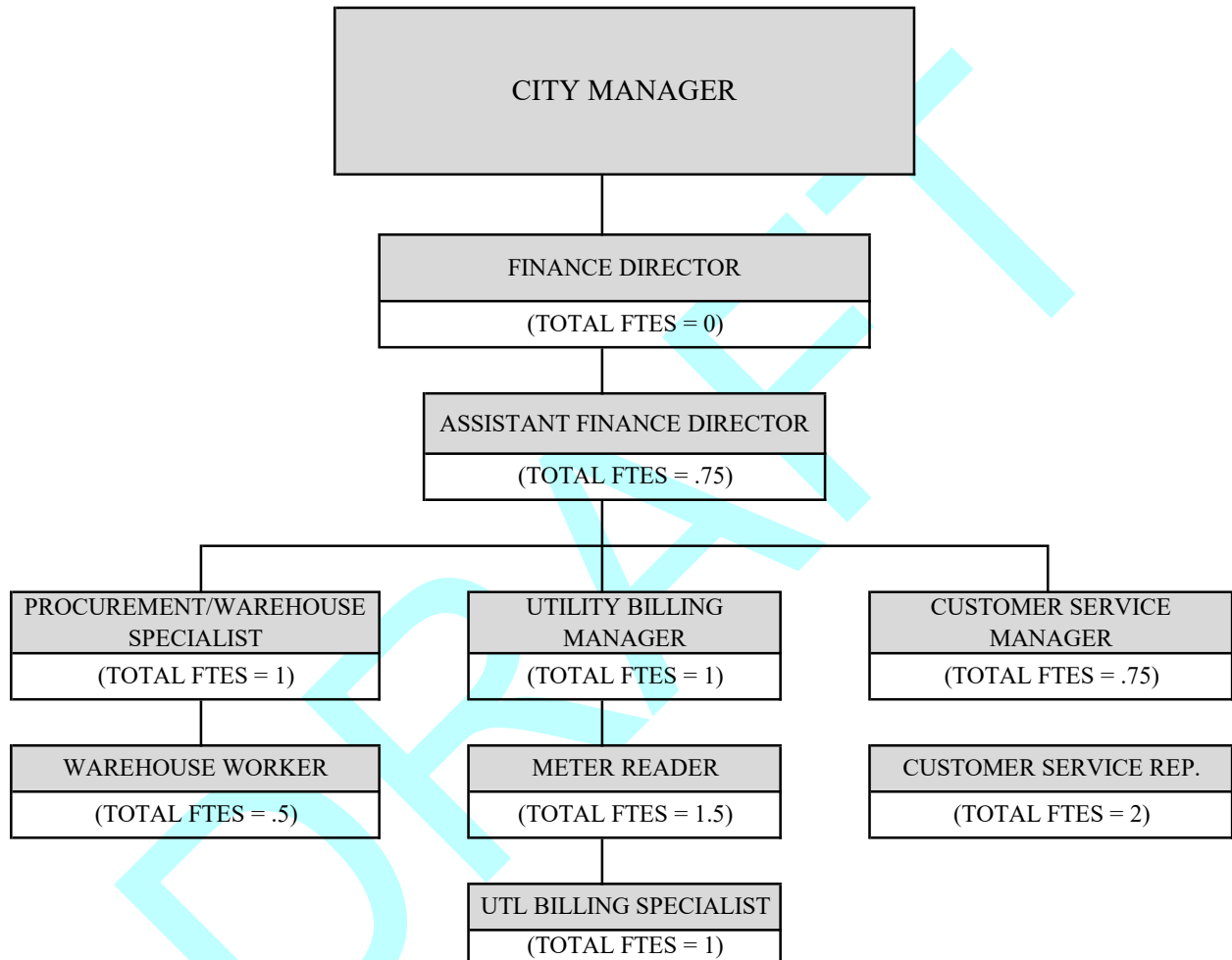
BUDGET APPROPRIATIONS - DETAIL
404 - SOLID WASTE (RPT 20200)

G/L ACCOUNT	G/L DESCRIPTION	ACTUAL FY2022	ACTUAL FY2023	BUDGET FY2024	ACTUAL YTD FY2024	PROJECTED FY2024	2025 BUDGET APPROVED
	TOTAL OPERATING EXPENSES	364,540	378,686	347,530	313,798	375,865	388,783
	CAPITAL OUTLAY						
404-3034-5006431	VEHICLES	0	0	573,000	203,439	203,439	385,000
	TOTAL CAPITAL OUTLAY	0	0	573,000	203,439	203,439	385,000
	DEBT SERVICE						
404-3034-5007100	PRINCIPAL ON DEBT	0	0	52,100	24,229	52,100	54,297
404-3034-5007230	INTEREST ON DEBT	8,469	6,152	5,100	4,359	27,983	2,879
	TOTAL DEBT SERVICE	8,469	6,152	57,200	28,588	80,083	57,176
	TRANSFERS						
404-3034-5009994	TRANSFER TO GENERAL FUND	20,000	20,000	48,000	40,000	48,000	0
	TOTAL TRANSFERS	20,000	20,000	48,000	40,000	48,000	0
	TOTAL EXPENDITURES	904,907	1,166,114	1,552,294	1,106,904	1,330,894	1,397,240



CUSTOMER SERVICE
(405-3038)

The Customer Service Department is responsible for the reading of electric and water meters and the billing of electric, water, wastewater, stormwater, and solid waste services. Meters are read and billed in three (3) cycles with the bill printing performed by an outside vendor. The Warehouse is also a part of Customer Service maintaining materials and supplies in the warehouse to a level that meets the needs of the City. Warehouse Staff also purchases fuel, maintains fuel levels, and performs routine maintenance of fuel pumps and tanks.



CITY OF GREEN COVE SPRINGS

BUDGET APPROPRIATIONS - DETAIL
405 - CUSTOMER SERVICE (RPT 20210)

G/L ACCOUNT	G/L DESCRIPTION	ACTUAL FY2022	ACTUAL FY2023	BUDGET FY2024	ACTUAL YTD FY2024	PROJECTED FY2024	2025 BUDGET APPROVED
	405 - CUSTOMER SERVICE						
	BEG. BALANCES & REVENUES						
	USE OF FUND BALANCE	0	0	0	0	0	0
	INTERGOVERNMENTAL						
	TOTAL INTERGOVERNMENTAL	0	0	0	0	0	0
	CHARGES FOR SERVICES						
	TOTAL CHARGES FOR SERVICES	0	0	0	0	0	0
	FINES AND FORFEITURES						
	TOTAL FINES AND FORFEITURES	0	0	0	0	0	0
	INVESTMENT INCOME						
	TOTAL INVESTMENT INCOME	0	0	0	0	0	0
	MISCELLANEOUS						
	TOTAL MISCELLANEOUS	0	0	0	0	0	0
	OTHER FINANCING SOURCES						
	TOTAL OTHER FINANCING SOURCES	0	0	0	0	0	0
	TRANSFERS						
405-3849993	TRANSFER FROM UTILITIES	454,252	612,894	618,037	515,031	618,037	902,295

CITY OF GREEN COVE SPRINGS

BUDGET APPROPRIATIONS - DETAIL
405 - CUSTOMER SERVICE (RPT 20210)

G/L ACCOUNT	G/L DESCRIPTION	ACTUAL FY2022	ACTUAL FY2023	BUDGET FY2024	ACTUAL YTD FY2024	PROJECTED FY2024	2025 BUDGET APPROVED
	TOTAL TRANSFER	454,252	612,894	618,037	515,031	618,037	902,295
	TOTAL BEG. BALANCE & REVENUES	454,252	612,894	618,037	515,031	618,037	902,295
	CUSTOMER SERVICE	471,495	760,258	618,037	511,379	647,281	760,023
	DEBT SERVICE	0	0	0	0	0	0
	CAPITAL OUTLAY	0	0	0	6,470	6,470	0
	TRANSFER OUT	0	0	0	0	0	0
	TOTAL EXPENDITURES	471,495	760,258	618,037	517,849	653,751	760,023
405-2420000	FUND BAL - ENDING CUSTOMER SERVICE	0	0	0	0	0	142,272
	ENDING CASH	17,243-	147,364-	0	2,818-	35,714-	0

DRAFT

BUDGET APPROPRIATIONS - DETAIL
405 - CUSTOMER SERVICE (RPT 20220)

G/L ACCOUNT	G/L DESCRIPTION	ACTUAL FY2022	ACTUAL FY2023	BUDGET FY2024	ACTUAL YTD FY2024	PROJECTED FY2024	2025 BUDGET APPROVED
PERSONAL SERVICES							
405-3038-5001200	SALARIES	267,220	356,464	345,695	279,781	333,279	425,611
405-3038-5001300	SALARIES-PART TIME	14,733	33,991	53,810	31,785	38,433	35,695
405-3038-5001400	OVERTIME	4,970	4,534	5,500	2,873	5,415	5,500
405-3038-5001510	STANDBY	3,488	4,162	5,000	3,638	4,313	5,000
405-3038-5002100	FICA	20,602	27,288	31,365	22,967	27,539	36,093
405-3038-5002200	RETIREMENT	31,237	45,825	48,287	42,482	50,643	63,673
405-3038-5002205	RETIREMENT- CHANGE IN NPL (AUDIT AD	18,250	114,155	0	0	0	0
405-3038-5002300	LIFE/HEALTH INSURANCE	36,456	84,464	43,846	38,845	79,554	72,321
405-3038-5002320	OPEB EXPENSE	5,693	5,122	0	0	0	0
405-3038-5002400	WORKERS' COMPENSATION	6,771	9,483	10,564	10,699	10,699	11,393
TOTAL PERSONAL SERVICES		398,034	685,488	544,067	433,071	549,876	655,286
OPERATING EXPENSES							
405-3038-5003100	PROFESSIONAL SERVICES	3,327	2,462	2,540	2,202	2,540	2,540
405-3038-5003101	MAINT SUPPORT/SOFTWARE	1,712	1,854	2,100	1,072	2,100	2,100
405-3038-5003200	AUDITING	2,000	0	2,000	2,413	2,413	2,100
405-3038-5003421	CONT SERV MUNICODE BILLING	31,973	33,648	32,000	27,161	32,000	45,000
405-3038-5004000	TRAVEL & PER DIEM	0	503	0	1,797	3,000	0
405-3038-5004100	COMMUNICATION & FREIGHT	628	411	700	135	700	700
405-3038-5004110	POSTAGE	4,367	5,516	5,000	883	1,000	9,000
405-3038-5004500	INSURANCE	1,100	1,154	1,439	1,653	1,653	1,737
405-3038-5004610	EQUIPMENT MAINTENANCE	7,715	1,547	16,000	23,715	30,000	24,000
405-3038-5004620	VEHICLE	1,829	2,053	1,500	1,042	1,500	1,500
405-3038-5005100	OFFICE SUPPLIES	1,539	4,010	1,700	5,834	7,000	2,500
405-3038-5005200	OPERATING SUPPLIES	2,902	3,342	3,500	4,160	5,000	3,500
405-3038-5005220	UNIFORMS	302	170	1,560	0	0	1,560
405-3038-5005230	VEHICLE FUEL	5,330	5,282	3,500	2,837	3,500	3,500
405-3038-5005401	WELLNESS MEMBERSHIP	240	30	240	0	0	0
405-3038-5005403	EAP PROGRAM	0	365	191	0	0	0
405-3038-5005410	PROFESSIONAL DEVELOPMENT	0	2,974	0	3,406	5,000	5,000
405-3038-5005900	DEPRECIATION	8,497	9,451	0	0	0	0
TOTAL OPERATING EXPENSES		73,461	74,770	73,970	78,308	97,406	104,737
CAPITAL OUTLAY							

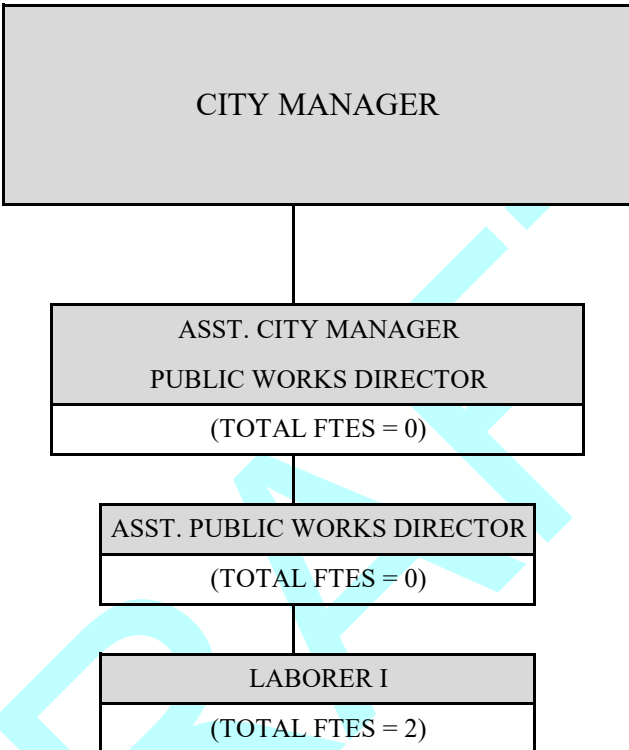
BUDGET APPROPRIATIONS - DETAIL
405 - CUSTOMER SERVICE (RPT 20220)

G/L ACCOUNT	G/L DESCRIPTION	ACTUAL FY2022	ACTUAL FY2023	BUDGET FY2024	ACTUAL YTD FY2024	PROJECTED FY2024	2025 BUDGET APPROVED
405-3038-5006400	EQUIPMENT	0	0	0	6,470	6,470	0
	TOTAL CAPITAL OUTLAY	0	0	0	6,470	6,470	0
	DEBT SERVICE						
	TOTAL DEBT SERVICE	0	0	0	0	0	0
	TRANSFERS						
	TOTAL TRANSFERS	0	0	0	0	0	0
	TOTAL EXPENDITURES	471,495	760,258	618,037	517,849	653,751	760,023

DRAFT

STORMWATER
(406-3036)

To provide quality, cost effective maintenance, repair and expansion of the City's stormwater infrastructure to protect the public health, safety, welfare and property of the citizens of Green Cove Springs. To improve flood protection, water quality, and groundwater recharge through education, coordination and management of stormwater systems.



BUDGET APPROPRIATIONS - DETAIL
406 - STORMWATER (RPT 20230)

G/L ACCOUNT	G/L DESCRIPTION	ACTUAL FY2022	ACTUAL FY2023	BUDGET FY2024	ACTUAL YTD FY2024	PROJECTED FY2024	2025 BUDGET APPROVED
406 - STORMWATER FUND							
BEG. BALANCES & REVENUES							
406-2400000	FUND BAL - BEG. STORMWATER	0	0	4,388	0	0	0
406-2400100	FUND BAL - BEG. - ARPA FUNDS	0	0	1,176,936	0	0	0
USE OF FUND BALANCE		0	0	1,181,324	0	0	0

INTERGOVERNMENTAL							
406-3832238	LEGISLATIVE DELEGATION	0	0	318,750	0	0	318,750
TOTAL INTERGOVERNMENTAL		0	0	318,750	0	0	318,750

CHARGES FOR SERVICES							
406-3431000	STORMWATER FEES	238,739	123,043	250,000	186,546	224,535	225,000
406-3431100	STORMWATER FEES SPECIAL ASSESSMENT	588,432	575,546	1,150,000	1,253,443	1,253,177	1,290,000
TOTAL CHARGES FOR SERVICES		827,171	698,589	1,400,000	1,439,989	1,477,712	1,515,000

FINES AND FORFEITURES							
TOTAL FINES AND FORFEITURES		0	0	0	0	0	0

INVESTMENT INCOME							
TOTAL INVESTMENT INCOME		0	0	0	0	0	0

MISCELLANEOUS							
406-3699150	BAD DEBTS COLLECTED	0	0	150	0	0	150
406-3699300	LATE FEES	5,693	2,095-	6,000	3,211-	1,000	0
406-3699320	GRANTS	0	74,238	0	0	0	0
TOTAL MISCELLANEOUS		5,693	72,143	6,150	3,211-	1,000	150

BUDGET APPROPRIATIONS - DETAIL
406 - STORMWATER (RPT 20230)

G/L ACCOUNT	G/L DESCRIPTION	ACTUAL FY2022	ACTUAL FY2023	BUDGET FY2024	ACTUAL YTD FY2024	PROJECTED FY2024	2025 BUDGET APPROVED
	OTHER FINANCING SOURCES						
406-3849994	LOAN	0	0	550,000	0	2,396,923	3,698,101
	TOTAL OTHER FINANCING SOURCES	0	0	550,000	0	2,396,923	3,698,101
	TRANSFERS						
	TOTAL TRANSFER	0	0	0	0	0	0
	TOTAL BEG. BALANCE & REVENUES	832,863	770,732	3,456,224	1,436,779	3,875,635	5,532,001
	STORMWATER	250,949	410,072	274,994	210,252	267,792	251,151
	DEBT SERVICE	0	0	0	179,705	410,306	714,350
	CAPITAL OUTLAY	0	0	2,384,436	1,890,341	2,396,923	4,566,500
	TRANSFER OUT	0	0	0	0	0	0
	TOTAL EXPENDITURES	250,949	410,072	2,659,430	2,280,297	3,075,021	5,532,001
406-2420000	FUND BAL - ENDING STORMWATER	0	0	796,794	0	0	0
	ENDING CASH	581,914	360,660	0	843,519-	800,614	0

CITY OF GREEN COVE SPRINGS


**BUDGET APPROPRIATIONS - DETAIL
406 - STORMWATER FUND (RPT 20240)**

G/L ACCOUNT	G/L DESCRIPTION	ACTUAL FY2022	ACTUAL FY2023	BUDGET FY2024	ACTUAL YTD FY2024	PROJECTED FY2024	2025 BUDGET APPROVED
PERSONAL SERVICES							
406-3036-5001200	SALARIES	59,990	79,310	80,471	61,788	76,440	80,456
406-3036-5001400	OVERTIME	2,017	3,681	1,000	564	140	1,000
406-3036-5002100	FICA	6,622	6,187	6,233	4,686	5,759	6,231
406-3036-5002200	RETIREMENT	8,100	10,094	9,704	8,385	10,525	10,966
406-3036-5002300	HEALTH LIFE INS	8,079	21,747	14,966	9,979	20,674	11,030
406-3036-5002400	WORKERS COMP	9,349	9,750	10,793	10,930	10,930	11,640
406-3039-5002205	RETIREMENT- CHANGE IN NPL (AUDIT AD	12,532	23,738	0	0	0	0
406-3039-5002320	OPEB EXPENSE	4,969-	2,335	0	0	0	0
TOTAL PERSONAL SERVICES		101,719	156,842	123,167	96,333	124,468	121,324
OPERATING EXPENSES							
406-3036-5003100	PROFESSIONAL SERVICES	1,045	5,560	50,000	53,584	53,000	52,000
406-3036-5003200	ACCOUNTING & AUDITING	2,000	0	2,000	2,412	2,000	2,100
406-3036-5004000	TRAVEL AND PER DIEM	0	0	100	0	0	100
406-3036-5004610	EQUIPMENT MTCE	7,595	1,701	25,000	1,662	1,479	1,000
406-3036-5004620	VEHICLE MTCE	2,754	5,295	2,000	12,372	16,364	2,000
406-3036-5004910	ADVERTISING	330	957	200	63	84	200
406-3036-5005100	OFFICE SUPPLIES	0	0	100	0	100	100
406-3036-5005200	OPERATING EXPENSES	9,792	4,215	5,000	1,633	1,295	5,000
406-3036-5005220	UNIFORMS	912	133	350	483	644	350
406-3036-5005230	VEHICLE FUEL	4,732	3,144	5,000	993	1,262	5,000
406-3036-5005320	STORMWATER MTCE	11,195	130,153	5,000	14,703	14,703	5,000
406-3036-5005322	NPDES STORMWATER	0	0	5,000	0	5,000	5,000
406-3036-5005331	STREET SWEEPING	5,155	3,689	10,000	3,747	4,608	10,000
406-3036-5005332	WEED CONTROL	0	0	30,000	0	20,000	30,000
406-3036-5005400	BOOKS,PUB,SUB & MEMBERSHIP	0	0	200	0	200	200
406-3036-5005401	WELLNESS MEMBERSHIP	0	0	200	0	200	200
406-3036-5005402	SPECIAL ASSESSMENT FEES	11,390	11,770	10,500	21,374	21,374	10,500
406-3036-5005403	EAP PROGRAM	0	154	77	0	0	77
406-3036-5005410	PROFESSIONAL DEVELOPMENT	138	573	1,000	885	1,000	1,000
406-3036-5005900	DEPRECIATION	99,754	111,959	0	0	0	0
406-3036-5008000	STWATER-BAD DEBTS EXPENSE	0	0	100	8	11	0
TOTAL OPERATING EXPENSES		156,793	279,304	151,827	113,919	143,324	129,827
CAPITAL OUTLAY							

CITY OF GREEN COVE SPRINGS

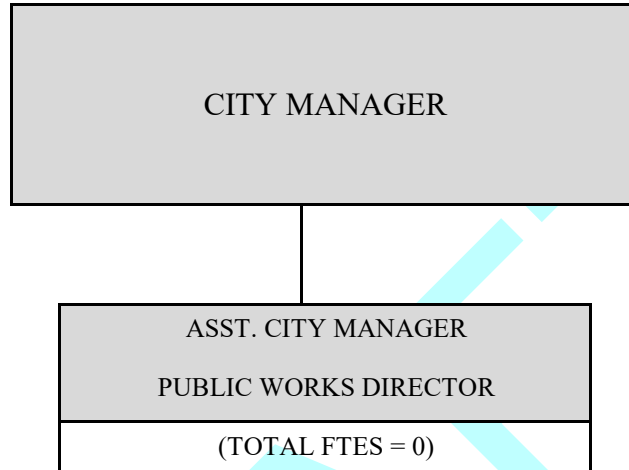
BUDGET APPROPRIATIONS - DETAIL
406 - STORMWATER FUND (RPT 20240)

G/L ACCOUNT	G/L DESCRIPTION	ACTUAL FY2022	ACTUAL FY2023	BUDGET FY2024	ACTUAL YTD FY2024	PROJECTED FY2024	2025 BUDGET APPROVED
406-3036-5006307	STORMWATER IMPROVEMENTS	0	0	1,834,436	1,327,853	1,834,436	4,266,500
406-3036-5006431	VEHICLE	0	0	550,000	562,487	562,487	300,000
	TOTAL CAPITAL OUTLAY	0	0	2,384,436	1,890,341	2,396,923	4,566,500
	DEBT SERVICE						
406-3036-5007100	PRINCIPAL ON DEBT	0	0	0	0	0	244,000
406-3036-5007230	INTEREST ON DEBT	0	0	0	123,683	354,284	470,350
406-3036-5007241	DEBT INSURANCE COSTS	0	0	0	56,022	56,022	0
	TOTAL DEBT SERVICE	0	0	0	179,705	410,306	714,350
	TRANSFERS						
	TOTAL TRANSFERS	0	0	0	0	0	0
	TOTAL EXPENDITURES	258,512	436,145	2,659,430	2,280,297	3,075,021	5,532,001



RECLAIMED WATER
(407-3039)

The Mission of the Reclaimed Water Division of the City of Green Cove Springs Water Department is to encourage and expand the use of reclaimed water to reduce withdrawals from the Florida Aquifer and reduce nutrient discharges to the St. Johns River and its tributaries.



CITY OF GREEN COVE SPRINGS

BUDGET APPROPRIATIONS - DETAIL
407 - RECLAIMED WATER FUND (RPT 20250)

G/L ACCOUNT	G/L DESCRIPTION	ACTUAL FY2022	ACTUAL FY2023	BUDGET FY2024	ACTUAL YTD FY2024	PROJECTED FY2024	2025 BUDGET APPROVED
	407 - RECLAIMED WATER FUND						
	BEG. BALANCES & REVENUES						
	USE OF FUND BALANCE	0	0	0	0	0	0
	INTERGOVERNMENTAL						
	TOTAL INTERGOVERNMENTAL	0	0	0	0	0	0
	CHARGES FOR SERVICES						
407-3435000	RECLAIMED WATER - SALES	0	0	0	0	0	76,548
	TOTAL CHARGES FOR SERVICES	0	0	0	0	0	76,548
	FINES AND FORFEITURES						
	TOTAL FINES AND FORFEITURES	0	0	0	0	0	0
	INVESTMENT INCOME						
	TOTAL INVESTMENT INCOME	0	0	0	0	0	0
	MISCELLANEOUS						
	TOTAL MISCELLANEOUS	0	0	0	0	0	0
	OTHER FINANCING SOURCES						
	TOTAL OTHER FINANCING SOURCES	0	0	0	0	0	0
	TRANSFERS						

CITY OF GREEN COVE SPRINGS

BUDGET APPROPRIATIONS - DETAIL
407 - RECLAIMED WATER FUND (RPT 20250)

G/L ACCOUNT	G/L DESCRIPTION	ACTUAL FY2022	ACTUAL FY2023	BUDGET FY2024	ACTUAL YTD FY2024	PROJECTED FY2024	2025 BUDGET APPROVED
407-3832101	TRANSFERS IN FROM WASTEWATER	0	0	986,000	0	300,000	1,545,000
	TOTAL TRANSFER	0	0	986,000	0	300,000	1,545,000
	TOTAL BEG. BALANCE & REVENUES	0	0	986,000	0	300,000	1,621,548
	RECLAIMED WATER	60,610	60,609	0	0	0	76,548
	DEBT SERVICE	0	0	0	0	0	0
	CAPITAL OUTLAY	0	0	986,000	0	300,000	1,545,000
	TRANSFER OUT	0	0	0	0	0	0
	TOTAL EXPENDITURES	60,610	60,609	986,000	0	300,000	1,621,548
	ENDING CASH	60,610-	60,609-	0	0	0	0

DRAFT

BUDGET APPROPRIATIONS - DETAIL
407 - RECLAIMED WATER FUND (RPT 20260)

G/L ACCOUNT	G/L DESCRIPTION	ACTUAL FY2022	ACTUAL FY2023	BUDGET FY2024	ACTUAL YTD FY2024	PROJECTED FY2024	2025 BUDGET APPROVED
PERSONAL SERVICES							
407-3039-5001200	RECLAIMED WATER - SALARIES	0	0	0	0	0	33,746
407-3039-5001400	RECLAIMED WATER - OVERTIME	0	0	0	0	0	3,000
407-3039-5001510	RECLAIMED WATER - STANDBY	0	0	0	0	0	1,000
407-3039-5002100	RECLAIMED WATER - FICA	0	0	0	0	0	2,888
407-3039-5002200	RECLAIMED WATER - RETIREMENT	0	0	0	0	0	4,811
407-3039-5002230	RECLAIMED WATER - RETIREMENT - NATI	0	0	0	0	0	231
407-3039-5002300	RECLAIMED WATER - LIFE/HEALTH INS	0	0	0	0	0	8,457
407-3039-5002400	RECLAIMED WATER - WORKERS COMPENSAT	0	0	0	0	0	1,526

	TOTAL PERSONAL SERVICES	0	0	0	0	0	55,659


OPERATING EXPENSES							
407-3039-5003100	RECLAIMED WATER - PROFESSIONAL SERV	0	0	0	0	0	750
407-3039-5003101	RECLAIMED WATER - MAINT SUPPORT/SOF	0	0	0	0	0	250
407-3039-5003200	RECLAIMED WATER - AUDITING	0	0	0	0	0	300
407-3039-5003421	RECLAIMED WATER - LABORATORY SERVIC	0	0	0	0	0	2,750
407-3039-5003423	RECLAIMED WATER - TEMP LABOR	0	0	0	0	0	400
407-3039-5004000	RECLAIMED WATER - TRAVEL & PER DIE	0	0	0	0	0	600
407-3039-5004100	RECLAIMED WATER - COMMUNICATIONS	0	0	0	0	0	25
407-3039-5004110	RECLAIMED WATER - POSTAGE/FREIGHT	0	0	0	0	0	400
407-3039-5004300	RECLAIMED WATER - UTILITIES - ELECT	0	0	0	0	0	50
407-3039-5004320	RECLAIMED WATER - UTILITIES - WATER	0	0	0	0	0	2,000
407-3039-5004330	RECLAIMED WATER - STORMWATER FEES	0	0	0	0	0	75
407-3039-5004500	RECLAIMED WATER - INSURANCE	0	0	0	0	0	1,134
407-3039-5004610	RECLAIMED WATER - EQUIPMENT MAINTEN	0	0	0	0	0	300
407-3039-5004613	RECLAIMED WATER - LINE MAINTENANCE	0	0	0	0	0	3,500
407-3039-5004616	RECLAIMED WATER - PLANT REPAIR	0	0	0	0	0	1,500
407-3039-5004620	RECLAIMED WATER - VEHICLE MAINTENAN	0	0	0	0	0	150
407-3039-5004640	RECLAIMED WATER - BUILDING MAINTENA	0	0	0	0	0	250
407-3039-5004910	RECLAIMED WATER - ADVERTISING	0	0	0	0	0	25
407-3039-5005100	RECLAIMED WATER - OFFICE SUPPLIES	0	0	0	0	0	25
407-3039-5005200	RECLAIMED WATER - OPERATING SUPPLIE	0	0	0	0	0	1,500
407-3039-5005211	RECLAIMED WATER - CHEMICALS	0	0	0	0	0	3,000
407-3039-5005212	RECLAIMED WATER - LABORATORY SUPPLI	0	0	0	0	0	300
407-3039-5005215	RECLAIMED WATER - DONATIONS	0	0	0	0	0	250
407-3039-5005220	RECLAIMED WATER - UNIFORMS	0	0	0	0	0	125

BUDGET APPROPRIATIONS - DETAIL
407 - RECLAIMED WATER FUND (RPT 20260)

G/L ACCOUNT	G/L DESCRIPTION	ACTUAL FY2022	ACTUAL FY2023	BUDGET FY2024	ACTUAL YTD FY2024	PROJECTED FY2024	2025 BUDGET APPROVED
407-3039-5005230	RECLAIMED WATER - VEHICLE FUEL	0	0	0	0	0	1,000
407-3039-5005400	RECLAIMED WATER - BOOKS, PUB, SUBSC	0	0	0	0	0	50
407-3039-5005401	RECLAIMED WATER - WELLNESS MEMBERSH	0	0	0	0	0	18
407-3039-5005403	RECLAIMED WATER - EAP PROGRAM	0	0	0	0	0	13
407-3039-5005410	RECLAIMED WATER - PROFESSIONAL DEVE	0	0	0	0	0	150
407-3039-5005900	DEPRECIATION	60,610	60,609	0	0	0	0
TOTAL OPERATING EXPENSES		60,610	60,609	0	0	0	20,889
CAPITAL OUTLAY							
407-3039-5006994	RECLAIMED WATER SYSTEM	0	0	986,000	0	300,000	1,545,000
TOTAL CAPITAL OUTLAY		0	0	986,000	0	300,000	1,545,000
DEBT SERVICE							
TOTAL DEBT SERVICE		0	0	0	0	0	0
TRANSFERS							
TOTAL TRANSFERS		0	0	0	0	0	0
TOTAL EXPENDITURES		60,610	60,609	986,000	0	300,000	1,621,548

SELF INSURANCE FUND
(408-1213)

The City's medical insurance coverage is self-funded by the City and provides medical benefits to eligible employees. The City customizes the medical plans and the self-insurance fund annually to meet the specific medical care needs of employees. The program is managed by the Human Resources Department and a Third-Party Administrator (TPA) that processes the medical claims for the employee benefit plans, collect premiums, and provide utilization reports of claims.



DRAFT

BUDGET APPROPRIATIONS - DETAIL
408 - SELF-INSURANCE FUND

G/L ACCOUNT	G/L DESCRIPTION	ACTUAL FY2022	ACTUAL FY2023	BUDGET FY2024	ACTUAL YTD FY2024	PROJECTED FY2024	2025 BUDGET APPROVED
	407 - RECLAIMED WATER FUND						
	BEG. BALANCES & REVENUES						
408-2720000	FUND BALANCE	0	0	0	107,380-	0	0
	USE OF FUND BALANCE	0	0	0	107,380-	0	0
	CHARGES FOR SERVICES						
408-3431000	SELF INSURANCE - EMPLOYER CONTRIBUT	0	0	0	765,021	1,528,707	1,534,266
408-3432000	SELF INSURANCE - EMPLOYEE CONTRIBUT	0	0	0	165,474	201,923	210,000
408-3433000	SELF INSURANCE - RETIREE CONTRIBUTI	0	0	0	12,828	0	0
	TOTAL CHARGES FOR SERVICES	0	0	0	943,322	1,730,630	1,744,266
	INVESTMENT						
408-3611000	SELF INSURANCE - INVESTMENT INCOME	0	0	0	0	0	0
	TOTAL INVESTMENT	0	0	0	0	0	0
	MISCELLANEOUS						
408-3699200	SELF INSURANCE - MISCELLANEOUS INCO	0	0	0	35,222	40,000	40,000
	TOTAL MISCELLANEOUS	0	0	0	35,222	40,000	40,000
	TOTAL BEG. BALANCE & REVENUES	0	0	0	871,165	1,770,630	1,784,266
	TOTAL EXPENDITURES	0	0	0	1,307,165	1,660,120	1,784,266
408-2720000	FUND BALANCE	0	0	0	107,380-	0	0
	ENDING CASH	0	0	0	328,620-	110,510	0

BUDGET APPROPRIATIONS - DETAIL
408 - SELF- INSURANCE

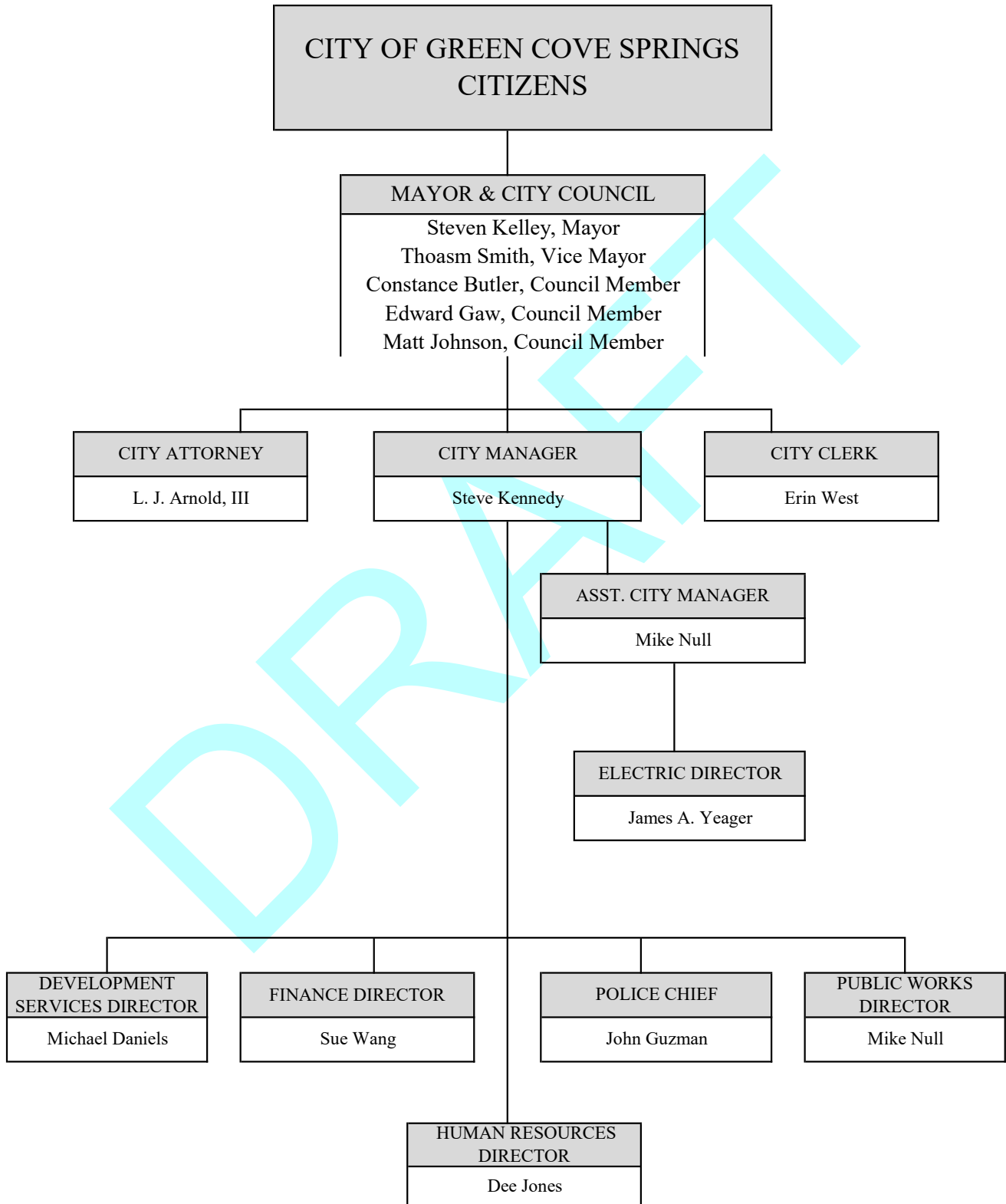
G/L ACCOUNT	G/L DESCRIPTION	ACTUAL FY2022	ACTUAL FY2023	BUDGET FY2024	ACTUAL YTD FY2024	PROJECTED FY2024	2025 BUDGET APPROVED
PERSONAL SERVICES							
408-1213-5002310	SELF INSURANCE - HEALTH CLAIMS	0	0	0	981,457	1,300,000	1,404,266
408-1213-5002320	SELF INSURANCE - FIXED COSTS	0	0	0	0	0	0
408-1213-5003410	CONTRACTUAL SERVICES	0	0	0	325,708	360,120	380,000

	TOTAL PERSONAL SERVICES	0	0	0	1,307,165	1,660,120	1,784,266

	TOTAL EXPENDITURES	0	0	0	1,307,165	1,660,120	1,784,266
=====							

DRAFT

CITY OF GREEN COVE SPRINGS GOVERNMENT



CITY OF GREEN COVE SPRINGS FY 2025 BUDGET CALENDAR

DATE(S)	ACTIVITY	PARTICIPANTS
<i>APRIL 2024</i>		
T 16	Budget kick-off meeting - distribute Operating Budget & CIP Worksheets	City Manager, Finance, Depts
<i>MAY 2024</i>		
T 14	Dept. heads submit Operating Budgets and Capital Improvement Worksheets to Finance	Finance, Depts
<i>JUNE 2024</i>		
M-TH 3-6	City Manager meets with individual dept heads to review Operating Budgets and Capital Improvement Worksheets	City Manager, Finance, Depts
M-W 10-27	City Manager & Finance prepare Operating and Capital Improvement Budgets	City Manager, Finance
<i>JULY 2024</i>		
M 1	Receive DR420 from Property Appraiser Contact School Board, & BOCC for hearing dates (TBD)	Finance Finance Director
M-TH 1-25	Finalize Budget & CIP	City Manager, Finance Director
TH 25	City Manager submits Operating Budget & Final CIP to Council	City Manager
T 23	Council establishes tentative millage rate and sets dates for public hearings.	
<i>AUGUST 2024</i>		
TH 1	Finance certifies millage rate to tax appraiser & 1st hearing date to adopt tentative budget, millage & CIP - due within 35 days of certification. Send DR420 & MMP to Appraiser & Tax Collector	Finance Director
TH 8	8 AM Budget Workshop for Outside Agencies, Health Insurance Plan and All Utility Enterprise Funds & associated CIP, General Fund Revenues and Expenditures & associated CIP, Police Building Capital Improvement Fund, Spring Park Capital Improvement Fund, Building Special Revenue Fund & associated CIP, and Special Law Enforcement Trust Fund	Council, City Manager, Depts
T 13	8 AM Budget Workshop - Review/Complete any unfinished Budget Issues	Council, City Manager, Depts
M 19	Estimated Date: Notice of Proposed Millage Rates mailed to taxpayers by County	Council, City Manager, Depts
TH 22	Tentative Budget put on website to announce public hearing dates	Finance

CITY OF GREEN COVE SPRINGS FY 2025 BUDGET CALENDAR

SEPTEMBER 2024

T	3	Tentative budget, millage and CIP hearings/ adoption	Council, City Manager, Depts
----------	----------	---	-------------------------------------

1st reading of Resolution to pass Millage, Budget and CIP
Cannot be held sooner than 10 days after notices mailed by appraiser

F	6	Send ads to newspaper for advertising in Clay Today newspaper-final budget & millage hearings/adoption on 9/17/24. Send Budget Summary & Notice of Tax Increase/Decrease (Make sure proper summary is used due to whether rolled back rate & millage are equal). Clay Today uses a Thursday date	Finance Director
----------	----------	--	------------------

TH	12	Ad appears in Clay Today for final hearing on budget & millage	Clay Today
-----------	-----------	--	------------

T	17	Final Hearing on budget, millage, CIP & adoption of all	Council, City Manager, Depts
----------	-----------	--	-------------------------------------

Must be within 15 days after tentative adoption- must be at least 2 but not greater than 5 days after the ad

2nd and Final hearing on Ordinance to adopt Millage, Budget and CIP.

W	18	Fax & mail Precertification to DOR Form 487V along with millage resolutions	Finance Director
----------	-----------	---	------------------

F	20	Certify adopted millage to Property Appraiser, Tax Collector & DOR (within 3 days of final hearing) (Send resolution on millage only) Send to DOR as well. Receipt of Resolution is official notification of millage approved by Council	Finance Director
----------	-----------	--	------------------

OCTOBER 2024

T	1	Put final Budget on website	Finance
----------	----------	-----------------------------	---------

W	2	Complete & certify DR - 422 on E-Trim to Property Appraiser, Tax Collector, & DOR Must be within 3 days of receipt of form from Property Appraiser. Send form 487V to DOR - include DR420 MM in TRIM package	Finance Director
----------	----------	---	------------------

TH	3	Certify compliance with SS 200.065 & SS 200.068 to DOR within 30 days of final adoption. Send Form 487, Cover Sheet, DR422 & 487V to DOR - include DR 420-MM in TRIM package.	Finance Director
-----------	----------	---	------------------

DEBT SERVICE OVERVIEW

Municipalities in Florida are authorized by State Statutes (Sec. 166.111, F.S.) to borrow money, contract loans, and issue bonds (the term “bonds” is defined to include bonds, indentures, notes, certificates of indebtedness, mortgage certificates, or other obligations or evidences of indebtedness of any type or character) from time to time to finance the undertaking of any capital or other project for the purposes permitted by the State Constitution and may pledge the funds, credit, property, and taxing power of the municipality for the payment of such bonds.

At the end of Fiscal Year 2024, the City estimates having total outstanding long-term debt (excluding St. Lucie and All Requirements debt to FMPA) of \$38,193,409.

Listed below is a summary of the City’s estimated Long-Term Debt on September 30, 2024.

Description	Interest Rate	Principal Balance	Final Maturity Date
Electric:			
Capital Projects	1.712%	\$ 7,065,000	07/01/33
St. Lucie Project (Note 1)		\$ 337,176	
All Requirements (Note 2)		\$ 7,743,653	
Water:			
Capital Projects	2.63%	\$ 807,000	04/01/29
Capital Projects-Design	1.71%	\$ 173,012	08/15/32
Water Infrastructure improvements	2.00%	\$ 2,171,400	4/15/2035
Wastewater:			
Capital Projects-Pre-Const.	2.29%	\$ 29,803	09/15/36
Capital Projects-Design	.66%	\$ 544,940	11/15/38
Capital Projects-Construction	.59%	\$ 1,487,134	06/15/40
Capital Projects-Construction	0.00%	\$ 9,011,065	02/15/38
Solid Waste:			
Garbage Trucks – 2	3.25%	\$ 82,311	10/22/25
Stormwater:			
Stormwater projects	2.29%	\$ 8,557,000	04/1/44
Lease sewer vac truck	4.844%	\$ 589,000	04/1/34
Construction Fund:			
Police Facility / EOC	1.63%	\$ 313,000	07/01/26
Spring Park	2.25%	\$ 524,000	07/01/31

Note 1: The annual debt service is paid out of the total cost each month. These costs include purchased power as well as debt service. The annual payment for 2023 is estimated at \$337,176.

Note 2: The annual debt service on the All Requirements is made through the formula for computing purchase power annually and not budgeted as a separate line item. The principal balance is estimated as of this date.

CITY OF GREEN COVE SPRINGS - DEBT SCHEDULE - ALL FUNDS

DEBT SERVICE REQUIREMENTS / SCHEDULE OF OUTSTANDING PRINCIPAL

Payment YE 9/30	Governmental Funds		Enterprise Funds		ANNUAL DEBT SERVICE
	Principal	Interest	PRINCIPAL	INTEREST	
2025	225,000	15,871	1,745,711	656,603	2,643,185
2026	230,000	11,742	2,310,829	662,498	3,215,069
2027	73,000	8,190	2,322,248	622,342	3,025,780
2028	75,000	6,525	2,360,777	582,627	3,024,929
2029	76,000	4,838	2,404,405	539,109	3,024,351
2030	78,000	3,116	2,272,133	497,547	2,850,796
2031	80,000	1,350	2,313,962	456,802	2,852,115
2032			2,327,454	415,659	2,743,113
2033			2,371,040	371,298	2,742,338
2034			1,561,726	326,280	1,888,005
2035			1,435,731	295,995	1,731,726
2036			1,295,436	269,742	1,565,179
2037			1,318,520	242,696	1,561,216
2038			833,276	214,856	1,048,133
2039			573,417	185,911	759,328
2040			549,000	156,371	705,371
2041			580,000	124,421	704,421
2042			612,000	91,183	703,183
2043			647,000	56,077	703,077
2044			683,000	19,096	702,096
TOTAL	837,000	51,631	30,517,665	6,787,113	38,193,409

CITY OF GREEN COVE SPRINGS - DEBT SCHEDULE - GOVERNMENTAL

DEBT SERVICE REQUIREMENTS / SCHEDULE OF OUTSTANDING PRINCIPAL

Payment YE 9/30	EOC, Series 2016A		Spring Park, 2016B		ANNUAL		ANNUAL
	Principal	Interest	Principal	Interest	PRINCIPAL	INTEREST	DEBT SERVICE
2025	155,000	4,474	70,000	11,396	225,000	15,871	240,871
2026	158,000	1,932	72,000	9,810	230,000	11,742	241,742
2027	-	-	73,000	8,190	73,000	8,190	81,190
2028	-	-	75,000	6,525	75,000	6,525	81,525
2029	-	-	76,000	4,838	76,000	4,838	80,838
2030	-	-	78,000	3,116	78,000	3,116	81,116
2031	-	-	80,000	1,350	80,000	1,350	81,350
2032	-	-	-	-	-	-	-
2033	-	-	-	-	-	-	-
2034	-	-	-	-	-	-	-
2035	-	-	-	-	-	-	-
2036	-	-	-	-	-	-	-
2037	-	-	-	-	-	-	-
2038	-	-	-	-	-	-	-
2039	-	-	-	-	-	-	-
2040	-	-	-	-	-	-	-
2041	-	-	-	-	-	-	-
2042	-	-	-	-	-	-	-
2043	-	-	-	-	-	-	-
TOTAL	313,000	6,406	524,000	45,225	837,000	51,631	888,631

CITY OF GREEN COVE SPRINGS - DEBT SCHEDULE - ENTERPRISE FUNDS

DEBT SERVICE REQUIREMENTS / SCHEDULE OF OUTSTANDING PRINCIPAL

Payment YE 9/30	Electric, Series 2021 Electric Rev - Pledged		Water, Series 2019 Water Rev - Pledged		Water, SRF 100102 Water Rev - Pledge		Water, SRF 100440 Water Rev - Pledge		Wastewater, SRF 100400 Wastewater Rev - Pledged		Wastewater, SRF 100401 Wastewater Rev - Pledged		Wastewater, SRF 100402 Wastewater Rev - Pledged		Wastewater, SRF 100420 Wastewater Rev - Pledged	
	Principal	Interest	Principal	Interest	Principal	Interest	Principal	Interest	Principal	Interest	Principal	Interest	Principal	Interest	Principal	Interest
2025	733,000	120,953	153,000	19,212	23,472	2,859			2,184	670	37,802	3,659	98,521	8,629	352,435	-
2026	746,000	108,404	157,000	15,136	23,875	2,456	205,681	42,405	2,235	620	38,051	3,410	99,103	8,047	704,870	-
2027	758,000	95,632	161,000	10,954	24,285	2,046	209,815	38,271	2,286	568	38,303	3,159	99,689	7,461	704,870	-
2028	771,000	82,655	166,000	6,654	24,702	1,628	214,033	34,053	2,339	516	38,556	2,907	100,278	6,872	704,870	-
2029	784,000	69,456	170,000	2,236	25,126	1,204	218,335	29,751	2,393	462	38,811	2,653	100,870	6,280	704,870	-
2030	797,000	56,034	-	-	25,557	773	222,723	25,363	2,448	407	39,068	2,397	101,466	5,684	704,870	-
2031	812,000	42,389	-	-	25,996	334	227,200	20,886	2,504	350	39,326	2,140	102,066	5,084	704,870	-
2032	825,000	28,488	-	-	-	-	231,767	16,319	2,562	293	39,586	1,880	102,669	4,481	704,870	-
2033	839,000	14,364	-	-	-	-	236,425	11,661	2,621	234	39,848	1,620	103,276	3,874	704,870	-
2034	-	-	-	-	-	-	241,177	6,909	2,681	173	40,111	1,357	103,886	3,264	704,870	-
2035	-	-	-	-	-	-	164,242	2,061	2,743	111	40,376	1,093	104,500	2,650	704,870	-
2036	-	-	-	-	-	-	-	-	2,806	48	40,643	827	105,117	2,033	704,870	-
2037	-	-	-	-	-	-	-	-	-	-	40,912	559	105,738	1,412	704,870	-
2038	-	-	-	-	-	-	-	-	-	-	33,547	289	106,539	611	200,190	-
2039	-	-	-	-	-	-	-	-	-	-	-	43	53,417	158	-	-
2040	-	-	-	-	-	-	-	-	-	-	-	-	-	-	-	-
2041	-	-	-	-	-	-	-	-	-	-	-	-	-	-	-	-
2042	-	-	-	-	-	-	-	-	-	-	-	-	-	-	-	-
2043	-	-	-	-	-	-	-	-	-	-	-	-	-	-	-	-
2044	-	-	-	-	-	-	-	-	-	-	-	-	-	-	-	-
TOTAL	7,065,000	618,374	807,000	54,191	173,012	11,299	2,171,400	227,677	29,803	4,452	544,940	27,992	1,487,134	66,541	9,011,065	-

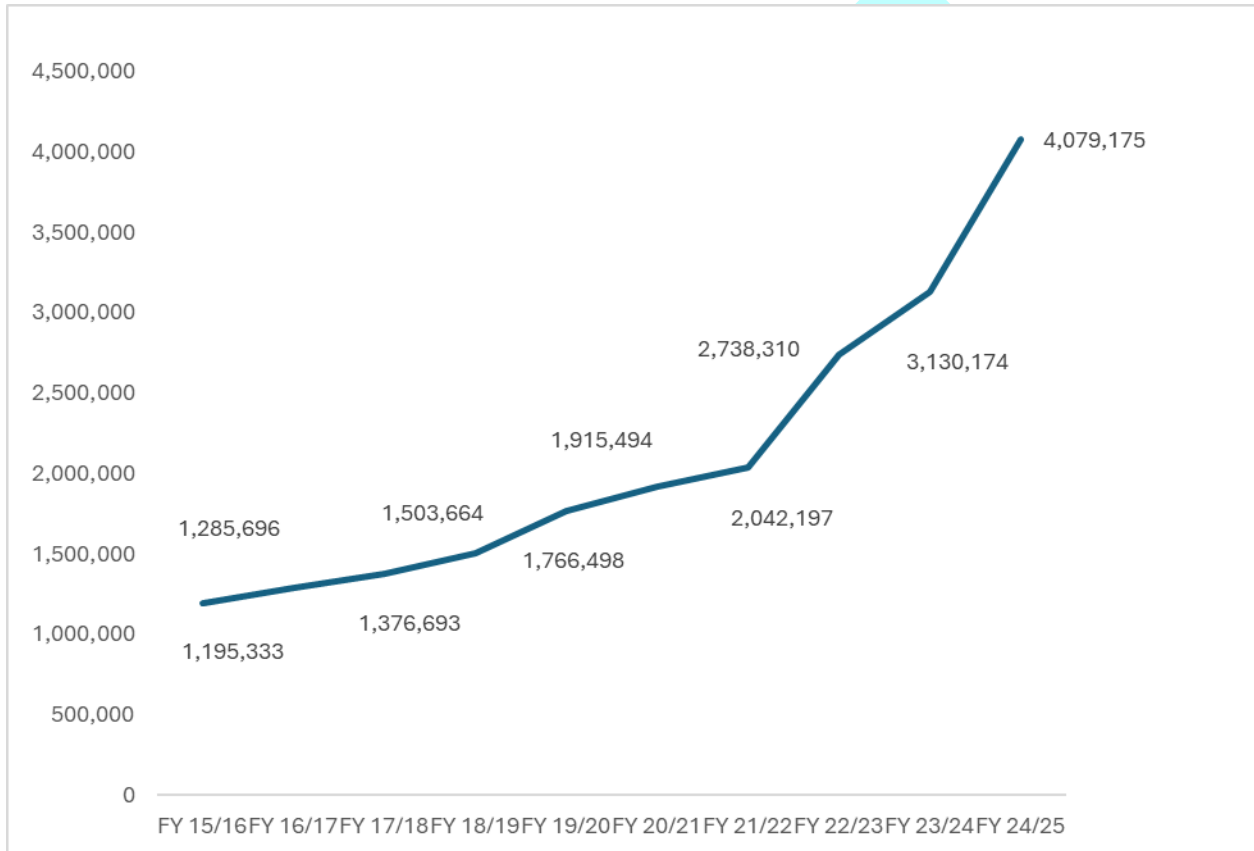
Payment YE 9/30	Lease- Purchase Sewer Cleaner Sewer Vac Truck		Solid Waste, 2019 (2) Garage Trucks		2024 StormWater Assessment Revenue Note Stormwater Project		ANNUAL PRINCIPAL INTEREST		ANNUAL DEBT SERVICE
	Principal	Interest	Principal	Interest	Principal	Interest	PRINCIPAL	INTEREST	DEBT SERVICE
2025	47,000	27,393	54,297	2,879	244,000	470,350	1,745,711	656,603	2,402,314
2026	49,000	25,068	28,014	575	257,000	456,380	2,310,829	662,498	2,973,327
2027	52,000	22,621	-	-	272,000	441,629	2,322,248	622,342	2,944,590
2028	54,000	20,054	-	-	285,000	427,287	2,360,777	582,627	2,943,404
2029	57,000	17,366	-	-	303,000	409,702	2,404,405	539,109	2,943,514
2030	60,000	14,532	-	-	319,000	392,358	2,272,133	497,547	2,769,679
2031	63,000	11,553	-	-	337,000	374,066	2,313,962	456,802	2,770,765
2032	66,000	8,429	-	-	355,000	355,770	2,327,454	415,659	2,743,113
2033	69,000	5,159	-	-	376,000	334,387	2,371,040	371,298	2,742,338
2034	72,000	1,743.84	-	-	397,000	312,832.97	1,561,726	326,280	1,888,005
2035	-	-	-	-	419,000	290,080	1,435,731	295,995	1,731,726
2036	-	-	-	-	442,000	266,834	1,295,436	269,742	1,565,179
2037	-	-	-	-	467,000	240,725	1,318,520	242,696	1,561,216
2038	-	-	-	-	493,000	213,956	833,276	214,856	1,048,133
2039	-	-	-	-	520,000	185,710	573,417	185,911	759,328
2040	-	-	-	-	549,000	156,371	549,000	156,371	705,371
2041	-	-	-	-	580,000	124,421	580,000	124,421	704,421
2042	-	-	-	-	612,000	91,183	612,000	91,183	703,183
2043	-	-	-	-	647,000	56,077	647,000	56,077	703,077
2044	-	-	-	-	683,000	19,096	683,000	19,096	702,096
TOTAL	589,000	153,918	82,311	3,454	8,557,000	5,619,215	30,517,665	6,787,113	37,304,778

AD VALOREM PROPERTY TAX

General Fund Ad Valorem Property Taxes are derived from all non-exempt real and personal property located within the City of Green Cove Springs. General Fund Ad Valorem Taxes are used to provide primary support for City-wide programs such as administrative services, law enforcement, park services, election services, and growth management services.

For FY 2024/2025, 97% of projected collections are budgeted.

PROPERTY TAX COLLECTIONS



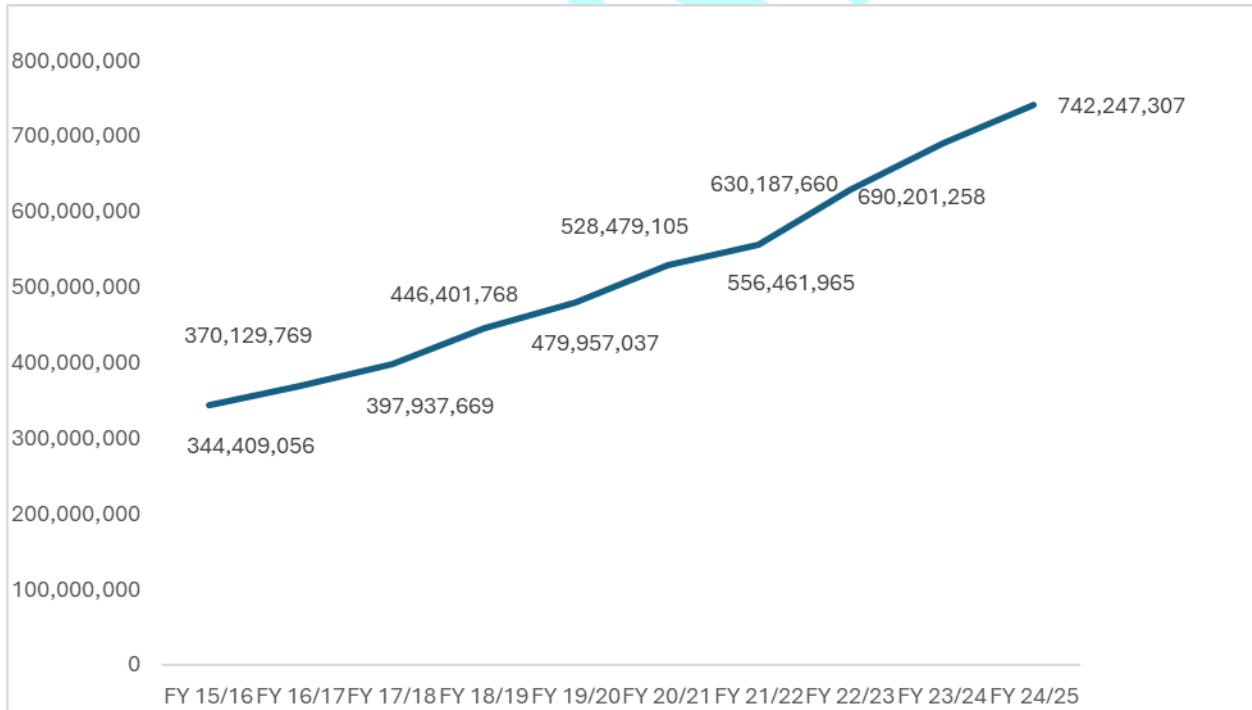
PROPERTY VALUES – MILLAGE RATE HISTORICAL

The City of Green Cove Springs' tax base has increased since FY 14/15 mainly due to an increase in the millage rate, increasing value of real property and new construction. For FY 2024/2025, the General Fund millage rate was approved at 5.7000 mills.

Millage Rate History

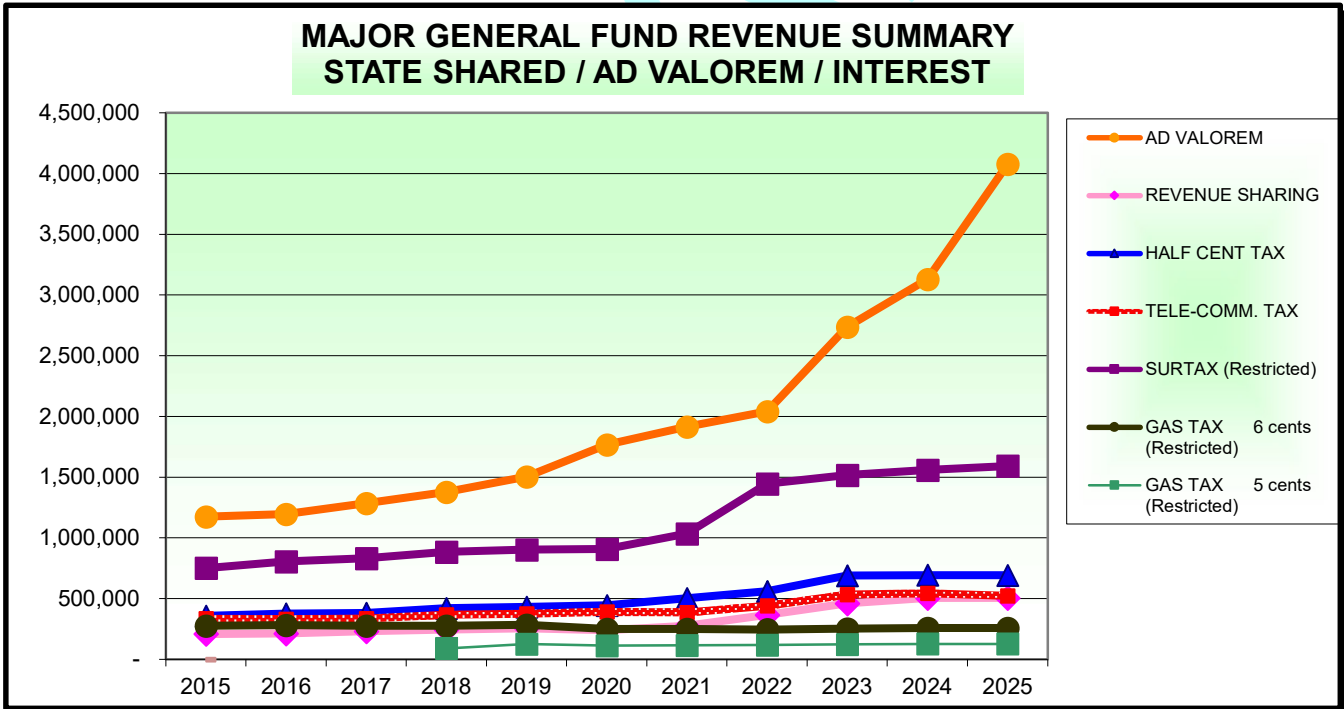
FY 1991 – 2006	2.611
FY 2007	2.6
FY 2008 – 2012	2.57
FY 2013 - 2014	2.9821
FY 2015-2019	3.6000
FY 2020-2022	3.8000
FY 2023	4.5000
FY 2024	4.7000
FY 2025	5.7000

Property Values

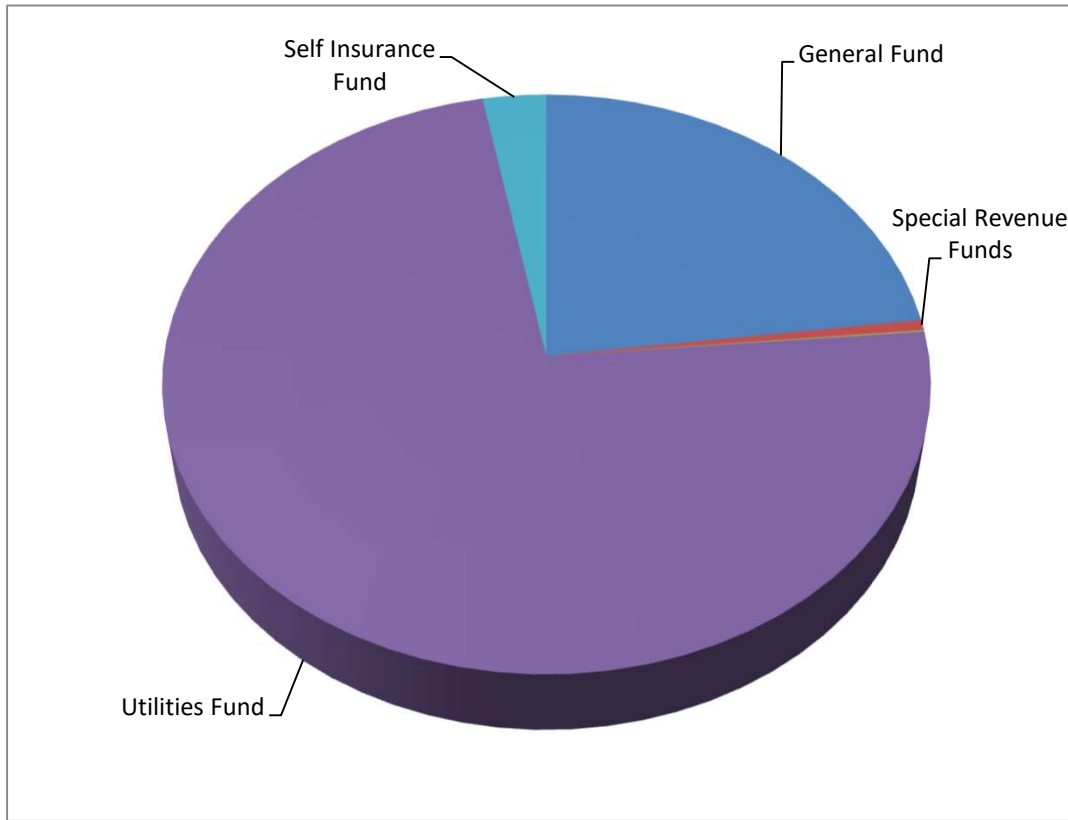


MAJOR REVENUE SOURCES

	3111000	3351200	3351800	3132200	3126000	3122100	3122110	
	AD VALOREM	REVENUE SHARING	HALF CENT TAX	TELE- COMM. TAX	SURTAX (Restricted)	GAS TAX 6 cents (Restricted)	GAS TAX 5 cents (Restricted)	TOTAL
2015	1,175,895	209,782	358,581	336,791	752,653	275,275		3,108,977
2016	1,195,333	213,776	375,804	330,365	804,608	281,523		3,201,409
2017	1,285,696	230,086	381,631	337,521	830,966	276,799		3,342,699
2018	1,376,683	243,404	419,894	367,671	884,292	275,849	91,231	3,659,024
2019	1,503,664	255,262	432,658	375,112	904,083	284,757	126,963	3,882,499
2020	1,766,498	238,015	445,840	392,425	907,795	249,770	114,008	4,114,351
2021	1,915,494	275,321	502,634	387,699	1,034,033	248,428	116,466	4,480,075
2022	2,042,197	365,272	560,738	441,579	1,447,165	246,248	117,262	5,220,461
2023	2,738,310	460,735	689,097	534,220	1,518,086	252,079	124,177	6,316,704
2024	3,130,174	506,581	694,631	544,809	1,558,116	256,654	127,865	6,818,830
2025	4,079,175	506,581	693,699	524,809	1,593,381	256,654	127,865	7,782,164
TOTAL	22,209,119	3,504,815	5,555,207	4,573,001	12,235,178	2,904,036	945,837	



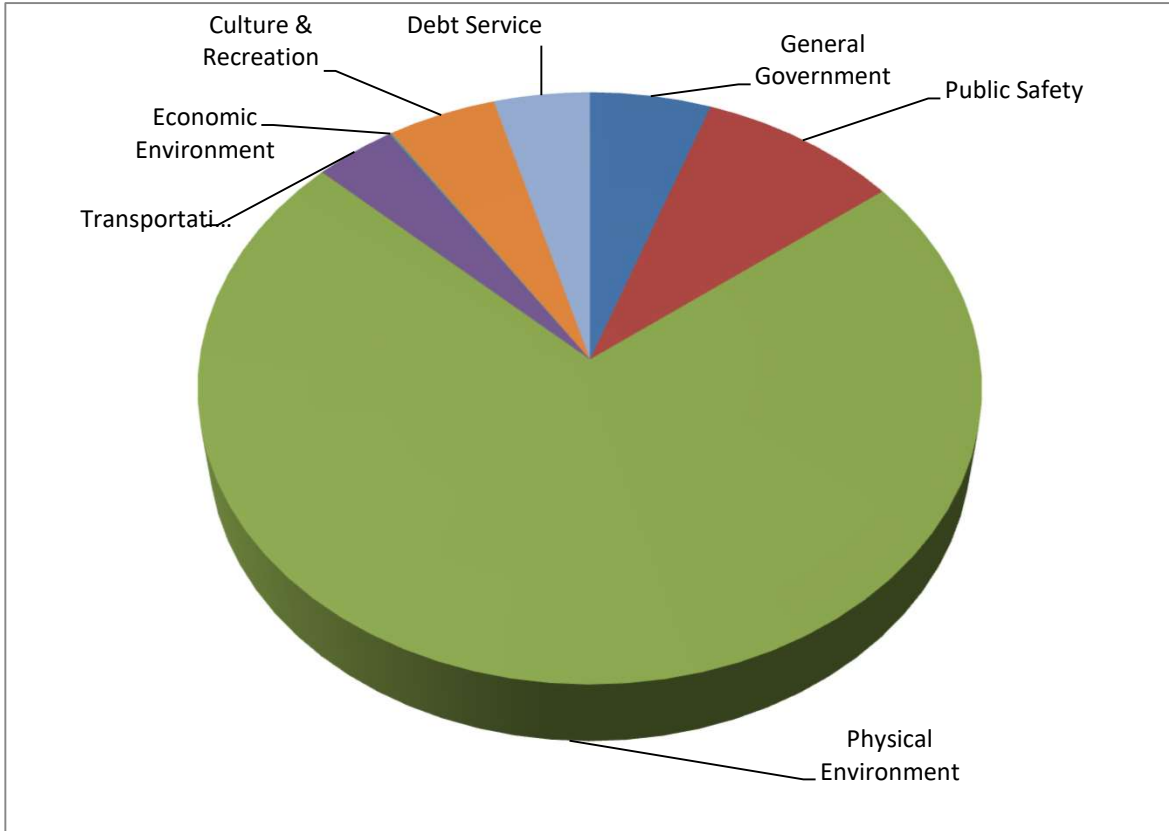
Analysis of Revenues Sources By Fund FY 23'24



FUND REVENUES & OTHER FINANCING SOURCES (Before Interfund Transfers)

General Fund	\$ 13,966,849	22.97%	
Special Revenue Funds	353,500	0.58%	
Debt Service Fund	47,492	0.08%	
Utilities Fund	44,651,638	73.44%	
Self Insurance Fund	1,784,266	2.93%	
Total Revenues & Sources Before Transfers	60,803,745	100.00%	
Transfers from Other Funds			
General Fund	820,000		
Special Revenue Funds	-		
Debt Service Fund	240,871		
Utilities Fund	2,447,295		
	3,508,166		
Total Revenues, Sources & Transfers	64,311,910		
Fun Balances/Reserves/Net Assets	96,156		
Total Revenues, Transfers & Balances	\$ 64,408,066		

Analysis of Expenditures/Expenses By Functional Activity FY 24'25



FUND EXPENDITURES & TRANSFERS (Before Interfund Transfers)

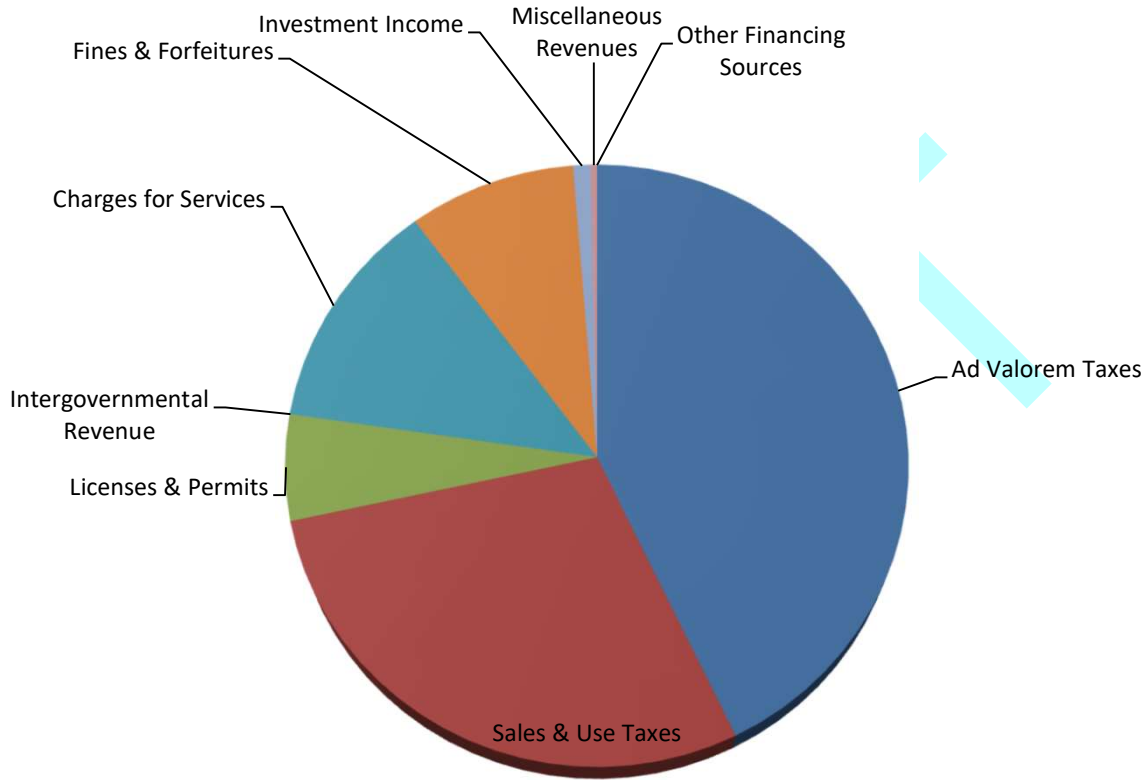
General Government	\$ 3,233,994	5.48%
Public Safety	5,387,976	9.14%
Physical Environment	42,633,376	72.29%
Transportation	2,186,813	3.71%
Economic Environment	47,492	0.08%
Culture & Recreation	2,917,902	4.95%
Debt Service	2,565,810	4.35%

Total Expenditures & Sources Before Transfers	58,973,362	100.00%
--	-------------------	----------------

General Government	240,871	Transfers to Other Funds
Public Safety	-	
Physical Environment	-	
Transportation	-	
Utilities Fund	3,267,295	
	3,508,166	

Self Insurance Fund Uses	1,784,266
Total Expenditures, Sources & Transfers	64,265,794
Fund Balances/Reserves/Net Assets	142,272
	142,272
Total Expenditures, Transfers & Balances	\$ 64,408,066

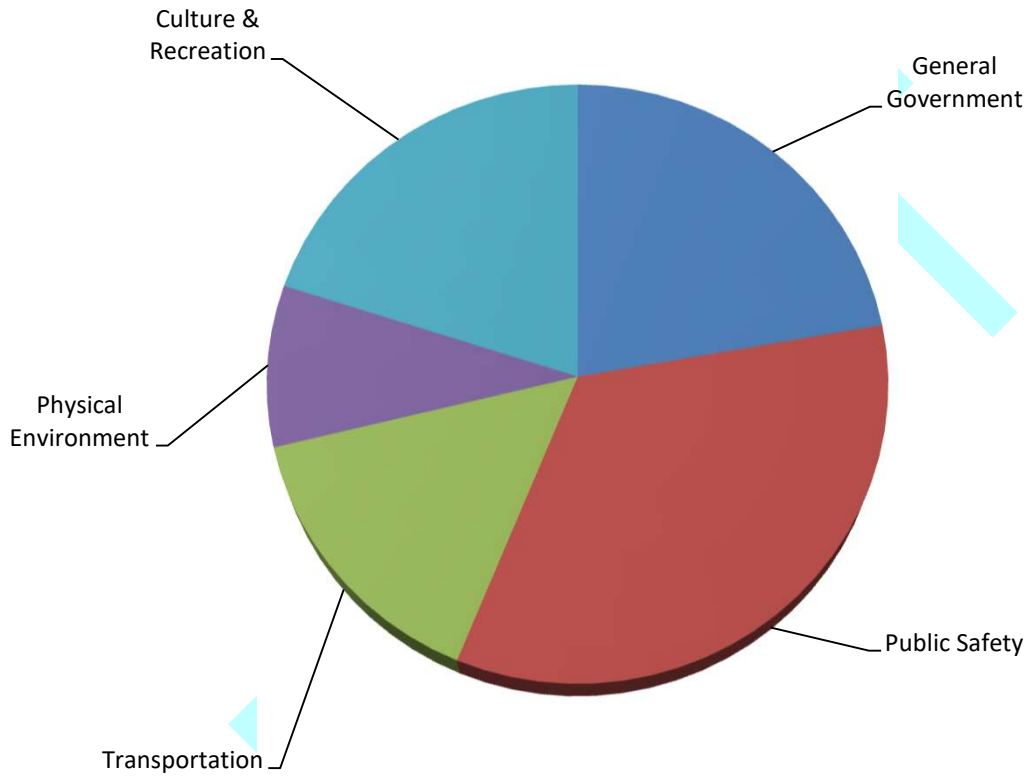
General Fund Sources FY 24'25



GENERAL FUND SOURCES by Type

Ad Valorem Taxes	4,079,175	29.21%
Sales & Use Taxes	2,735,862	19.59%
Licenses & Permits	541,045	3.87%
Intergovernmental Revenue	4,450,477	31.86%
Charges for Services	1,190,595	8.52%
Fines & Forfeitures	848,550	6.08%
Investment Income	90,000	0.64%
Miscellaneous Revenues	31,145	0.22%
Other Financing Sources	-	0.00%
Total Revenues & Sources Before Transfers	13,966,849	100.00%
Transfers In	820,000	
Total Revenues, Sources & Transfers	14,786,849	
Fund Balance		
Total Revenues, Transfers, & Fund Balance	14,786,849	

General Fund Expenditures FY 24'25



GENERAL FUND EXPENDITURES by Functional Activity

General Government	3,233,994	22.23%
Public Safety	4,938,320	33.95%
Transportation	2,186,813	15.03%
Physical Environment	1,268,949	8.72%
Culture & Recreation	2,917,902	20.06%
Total Expense (excluding transfers out)	\$14,545,978	100.00%
Transfers Out	240,871	
Reserves	-	
Total Expenditures & Reserves	<u>\$14,786,848</u>	

SCHEDULE - TRANSFERS

G/L ACCOUNT	G/L DESCRIPTION	ACTUAL FYR 2022	ACTUAL FYR 2023	BUDGET FYR 2024	ACTUAL YEAR TO DATE	FY2025 APPROVED
**** TRANSFERS IN ****						
001-3832103	TRANSFER F/ELECTRIC	850,000	850,000	986,000	821,667	500,000.00
001-3832105	TRANSFER F/WATER	100,000	100,000	120,000	100,000	120,000.00
001-3832106	TRANS F/WWATER	135,000	135,000	200,000	166,667	200,000.00
001-3832107	TRANSFER F/SWASTE	20,000	20,000	48,000	40,000	0.00

	GENERAL FUND - 001	1,105,000	1,105,000	1,354,000	1,128,333	820,000.00
=====						

	DISASTER FUND - 101	0	0	0	0	0.00
=====						

	BUILDING PERMIT FUND - 102	0	0	0	0	0.00
=====						

	SPECIAL LAW ENFORC. FUND - 104	0	0	0	0	0.00
=====						

300-3832101	TRANSFERS IN	159,867	133,272	160,000	159,968	159,474.35

	GENERAL CAPITAL IMPROV - 300	159,867	133,272	160,000	159,968	159,474.35
=====						

310-3832101	TRANSFERS IN	80,930	81,445	81,000	80,555	81,396.25

	SPRING PARK CAP. IMPRO. - 310	80,930	81,445	81,000	80,555	81,396.25
=====						

	ELECTRIC UTILITY - 401	0	0	0	0	0.00
=====						

	WATER UTILITY - 402	0	0	0	0	0.00
=====						

	WASTEWATER UTILITY - 403	0	0	0	0	0.00
=====						

	SOLID WASTE UTILITY - 404	0	0	0	0	0.00
=====						

405-3849993	TRANSFER FROM UTILITIES	454,252	612,894	618,037	515,031	902,295.00

	CUSTOMER SERVICE - 405	454,252	612,894	618,037	515,031	902,295.00
=====						

SCHEDULE - TRANSFERS

G/L ACCOUNT	G/L DESCRIPTION	ACTUAL FYR 2022	ACTUAL FYR 2023	BUDGET FYR 2024	ACTUAL YEAR TO DATE	FY2025 APPROVED
	STORMWATER - 406	0	0	0	0	0.00

407-3832101	TRANSFERS IN FROM WASTEWATER	0	0	986,000	0	1,545,000.00

	RECLAIMED WATER - 407	0	0	986,000	0	1,545,000.00

	TOTAL - TRANSFERS IN	1,800,049	1,932,611	3,199,037	1,883,887	3,508,165.60

DRAFT

SCHEDULE - TRANSFERS

G/L ACCOUNT	G/L DESCRIPTION	ACTUAL FYR 2022	ACTUAL FYR 2023	BUDGET FYR 2024	ACTUAL YEAR TO DATE	FY2025 APPROVED
	**** TRANSFERS OUT ****					
	GENERAL SERVICES	0	0	0	0	0.00
001-2021-5009998	TRANSFERS OUT	159,867	133,272	160,000	159,968	159,474.35
	POLICE	159,867	133,272	160,000	159,968	159,474.35
001-3052-5009998	TRANSFERS OUT	0	50,207	0	0	0.00
	PUBLIC WORKS	0	50,207	0	0	0.00
001-3072-5009998	TRANSFERS OUT	80,930	81,445	81,000	80,555	81,396.25
	PARKS	80,930	81,445	81,000	80,555	81,396.25
	GENERAL FUND - 001	240,797	264,924	241,000	240,523	240,870.60
	DISASTER FUND - 101	0	0	0	0	0.00
	BUILDING PERMIT FUND - 102	0	0	0	0	0.00
	SPECIAL LAW ENFORC. FUND - 104	0	0	0	0	0.00
	GEN. CAPITAL IMPRO FUND - 300	0	0	0	0	0.00
	SPRING PARK CAP FUND - 310	0	0	0	0	0.00
401-3031-5009993	CUSTOMER SERVICE ALLOCATION	195,329	263,544	262,842	219,035	387,987.00
401-3031-5009994	TRANSFER TO GENERAL FUND	850,000	850,000	986,000	821,667	500,000.00
401-3031-5009996	TRANSFERS OUT TO DISASTER FUND	0	99,275	0	0	0.00
	ELECTRIC UTILITIES - 401	1,045,329	1,212,819	1,248,842	1,040,702	887,987.00
402-3033-5009993	CUSTOMER SVC ALLOCATION	99,935	134,837	136,303	113,586	198,505.00

SCHEDULE - TRANSFERS

G/L ACCOUNT	G/L DESCRIPTION	ACTUAL FYR 2022	ACTUAL FYR 2023	BUDGET FYR 2024	ACTUAL YEAR TO DATE	FY2025 APPROVED
402-3033-5009994	TRANSFER TO GENERAL FUND	100,000	100,000	120,000	100,000	120,000.00
	WATER - 402	199,935	234,837	256,303	213,586	318,505.00
403-3035-5009993	CUSTOMER SVC ALLOCATION	113,563	153,224	154,208	128,507	225,574.00
403-3035-5009994	TRANSFER TO GENERAL FUND	135,000	135,000	200,000	166,667	200,000.00
403-3035-5009998	TRANSFERS TO RECLAIMED WATER FUND	0	0	986,000	0	1,545,000.00
	WASTEWATER - 403	248,563	288,224	1,340,208	295,173	1,970,574.00
404-3034-5009993	CUSTOMER SVC ALLOCATION	45,425	61,289	64,684	53,903	90,229.00
404-3034-5009994	TRANSFER TO GENERAL FUND	20,000	20,000	48,000	40,000	0.00
	SOLID WASTE - 404	65,425	81,289	112,684	93,903	90,229.00
	CUSTOMER SERVICE - 405	0	0	0	0	0.00
	STORMWATER - 406	0	0	0	0	0.00
	RECLAIMED WATER - 407	0	0	0	0	0.00
	TOTAL - TRANSFERS OUT	1,800,049	2,082,093	3,199,037	1,883,887	3,508,165.60

Div.	Department	FTE	Salaries		Overtime	Incentives/ Standby	FICA	WC		Pension	Insurance	Leave	Total
			Full	Part-time				5002100	5002400				
			5001200	5001300	5001400	5001200	5002100	5002400	5002200	5002300	5001200		
001-1111	City Council	5.00	31,205				2,387	106	18,311	1,014			51,903
001-1211	City Clerk	1.00	78,162				5,979	248	26,982	17,730			129,102
001-1212	City Manager	3.00	307,741		5,000		23,925	955	44,085	40,103			421,808
001-1213	HR	3.00	247,430		500		18,967	637	58,622	23,475			349,631
001-1213-P	HR	1.13		51,986			3,977		7,004	-			62,967
001-1214-p	Augusta Savage	1.50		51,161			3,914	3,290	6,973	-			65,338
001-1313	Finance	3.50	289,048		1,500		22,227	814	67,523	32,278			413,390
001-1314	IT	2.25	172,381				13,187	389	42,994	37,866			266,817
001-1319	General Services	0.00	-				-		-	-			-
001-1414	City Attorney	1.00	78,750				6,024	248	11,812	18,821			115,656
001-1515	Developmental Services	1.00	85,131				6,513	248	24,062	3,632			119,586
001-1517	Code Enforcement	1.00	52,979				4,053	1,769	7,221	7,878			73,899
001-2021	PD	31.00	1,841,308		130,000	20,000	152,335	104,411	402,351	267,813			2,918,217
001-2021-p	PD	2.50		118,981			9,102		-	495			128,578
001-2021-D	PD - DISPATCH	5.00	277,492		35,000		23,906		40,058	16,705			393,160
001-2021-D-P	PD - DISPATCH	2.00		88,955			6,805		12,125	371			108,255
001-2021-CG-p	PD-CROSSING GUARDS	1.00		32,450			2,482		4,423	138			39,493
001-3052	PW	5.50	274,889		6,200		21,503	35,240	38,149	52,890			428,871
001-3052-p	PW	1.50		51,171			3,915		6,975	216			62,276
001-3053	Right of Way	8.25	286,810		1,200		22,033	12,879	39,215	70,008			432,145
001-3072	Parks	4.00	153,211		5,000		12,103	13,763	21,523	15,736			221,336
001-3072p		0.00							-	-			-
001-3073	Parks & Recs Programming	0.00	-				-		-	-			-
001-3090	Equipment Maintenance	3.00	150,670		3,000		11,756	4,918	20,945	22,177			213,466
	Subtotal General Funds	87	4,327,206	394,704	187,400	20,000	377,092	179,915	901,351	629,347			7,017,015
102-1516	Building Permit Fund	4.00	284,229		150		21,755	389	51,137	23,304			380,964
104-2021	Special Law Enforcement Fund	0.00	-				-		-	-			-
	Subtotal	4.00	284,229	-	150	-	21,755	389	51,137	23,304	-	-	380,964
300-2021	General Capital Improvement												-
310-3072	Spring Park Capital Improvement Fund												-
	Subtotal												-
401-3031	Electric Utility	13.27	1,146,751		50,000	32,000	93,999	52,471	195,325	113,624			1,684,171
402-3033	Water Utility	10.07	674,913		60,000	20,000	57,751	30,534	100,842	124,440			1,068,480
402-3033-p	Water Utility	0.00					-		-	-			-
403-3035	Wastewater Utility	10.07	674,913		60,000	20,000	57,751	30,534	100,842	124,440			1,068,480
403-3035-p	Wastewater Utility	0.00					-		-	-			-
404-3034	Solid Waste Utility	7.84	357,128		12,000		28,238	36,938	50,203	60,161			544,668
405-3038	Customer Service	7.50	425,611		5,500	5,000	33,362	11,393	58,808	53,207			592,881
405-3038-p	Customer Service	1.00		35,695			2,731		4,865	-			43,291
406-3036	Stormwater	2.00	80,456		1,000		6,231	11,640	11,103	8,115			118,545
407-3039	Reclaimed water	0.00					-		-	-			-
	Subtotal Utility Funds	52	3,359,773	35,695	188,500	77,000	280,064	173,510	521,987	483,987	-	-	5,120,516
901	General Fixed Assets												-
902	General Long- Term Debt												-
	Subtotal												-
	Grand Total	142.88	7,971,208	430,398	376,050	97,000	678,911	353,814	1,474,475	1,136,638	-	-	12,518,495

Note: **Total without Workers Comp and Health Insurance** **11,028,043**
 1. Workers Comp is allocated separately
 2. Additional health insurance is allocated based on each cost center's share.

FULL-TIME EQUIVALENT POSITIONS SUMMARY

DEPARTMENT NAME	APPROVED FY 19/20	APPROVED FY 20/21	APPROVED FY 21/22	APPROVED FY 22/23	APPROVED FY 23/24	PROPOSED FY 24/25
GENERAL FUND						
City Council	5.00	5.00	5.00	5.00	5.00	5.00
City Clerk	1.00	1.00	1.00	1.00	1.00	1.00
City Manager	3.00	3.00	3.00	3.00	3.00	3.00
Human Resources	2.00	2.00	2.00	4.25	3.63	4.13
Augusta Savage	0.00	0.00	0.00	1.50	1.50	1.50
Finance	3.50	3.50	3.50	3.50	3.50	3.50
Information Technology	1.00	1.00	2.00	2.00	2.25	2.25
City Attorney	1.00	1.00	1.00	1.00	1.00	1.00
Development Services	1.50	1.00	1.00	2.00	2.00	2.00
Code Enforcement	1.00	1.00	1.00	1.00	1.00	1.00
Police	34.00	35.00	37.00	39.00	40.50	36 ¹
Public Works	6.00	4.50	4.50	7.00	7.00	7.00
Right-of-Way Maintenance	2.00	2.00	2.00	6.00	8.00	8.25
Parks	4.00	4.00	5.00	6.50	2.50	4.00
Parks & Recreation -Programming	1.00	0.00	0.00	0.00	0.00	0.00
Equipment Maintenance	3.00	3.00	3.00	3.00	3.00	3.00
BUILDING	3.50	2.00	2.00	2.00	3.00	3.00
ELECTRIC (1)	10.02	10.02	10.02	11.52	12.27	13.27
WATER	8.32	8.32	8.32	8.32	10.07	10.07
WASTEWATER	8.32	8.32	8.32	8.32	10.07	10.07
SOLID WASTE	8.34	7.84	7.84	7.84	7.84	7.84
CUSTOMER SERVICE	6.50	6.50	6.50	8.00	8.00	8.50
STORMWATER	2.00	2.00	2.00	2.00	2.00	2.00
TOTALS	116.00	112.00	116.00	133.75	138.13	101.38

1. Police shows full time positions only in FY25