



# City of Green Cove Springs

(904) 297-7500  
Florida Relay – Dial 7-1-1

321 Walnut Street

Green Cove Springs, FL 32043  
[www.greencovesprings.com](http://www.greencovesprings.com)

## MEMORANDUM

To: Steve Kennedy, City Manager  
From: Development Services Department  
Date: October 10, 2024  
Subject: Monthly Planning, Code Enforcement and Building Report for September 2024

### **PLANNING**

No new business licenses were issued and 173 licenses were renewed.

Total Business Tax Revenue for **September** was **\$17,435.00**

During the month of September:

- Began or continue reviewing the following planning applications:
  - **Clay Habitat Palmer Street Re-Plat**
  - **Rookery PUD Modification**
  - **Rookery US17 Rezoning Request**
  - **Rookery Phase 2A Plat**
  - **Rookery Phase 3A and 3B Preliminary Plat and Improvement Plan**
  - **Lifeline Landing Final Plat**
  - **Annexation, Future Land Use and Zoning of Wolfe Brothers Storage Property**
  - **Annexation, Future Land Use and Zoning of Miller Environmental Property**
  - **Eden Butler Subdivision**
  - **Magnolia Trace Subdivision**
  - **Palmer Trace Subdivision**
  - **Special Event for Trunk or Treat 2024**
  - **Special Event for Soul Food Festival 2024**
- The following applications were approved:
  - **Rookery Phase 1 Plat**
- **38 lien search requests, and 10 new permit applications were submitted.**
- Revenues for Planning related fees for **September** were **\$2,550.00**.

### **CODE ENFORCEMENT**

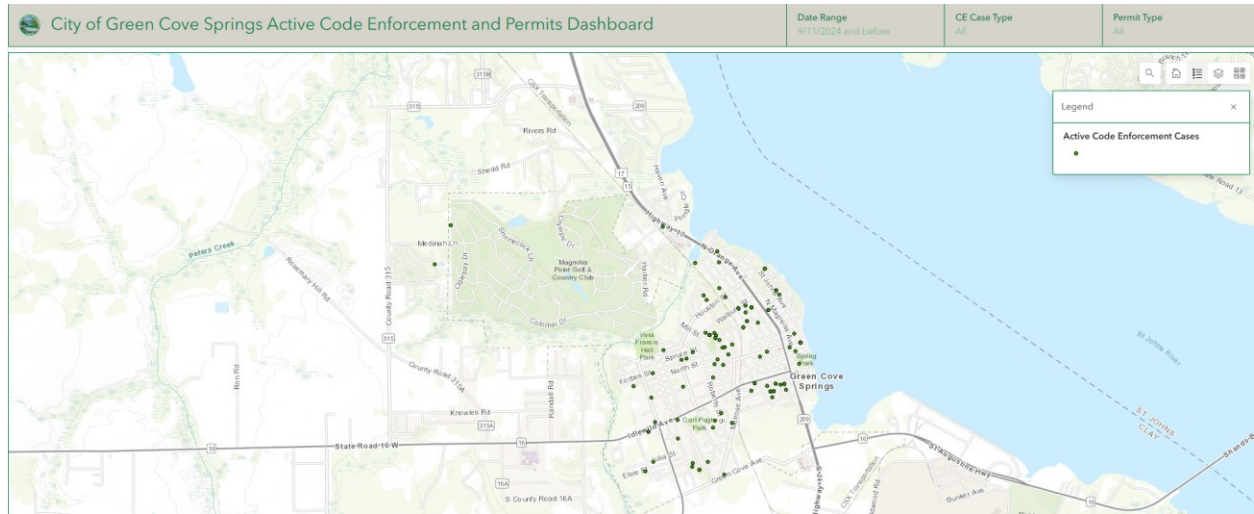
In September, there were two new enforcement complaints filed. For Fiscal Year 2023-2024, Code Enforcement has collected \$15,848.69 in Code Enforcement fines.

#### **Compliance for September courtesy notice of violation/notice of violations:**

- No courtesy notices of violation/notice of violation were complied with.
- No notices of violation were voluntarily complied with.
- 0 notices of violation from previous months compliance were achieved resulting in case closure.
- 0 courtesy notices of violation from previous months compliance were achieved resulting in closure.

- 269 cases courtesy notices of violation/notice of violation complied year to date.

### Active Code Enforcement Cases for September 2024



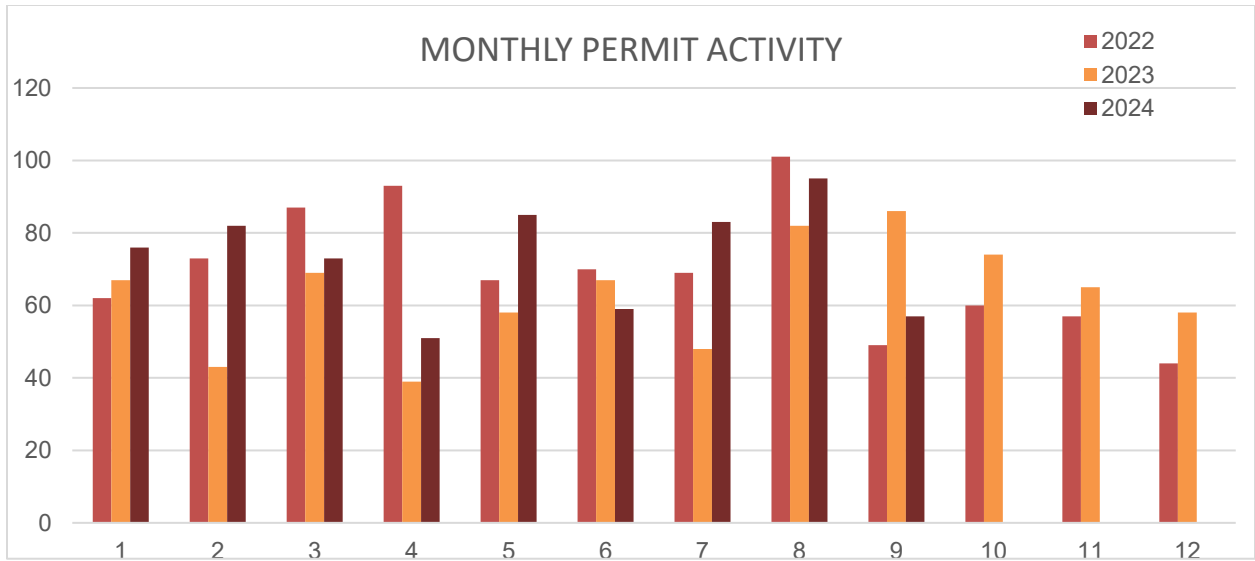
### **BUILDING**

Building permit activity decreased 40% from August to September. The total number of building permits issued in August was 95 compared to 57 in September. Permit activity for September 2024 decreased by 33.72% from September 2023.

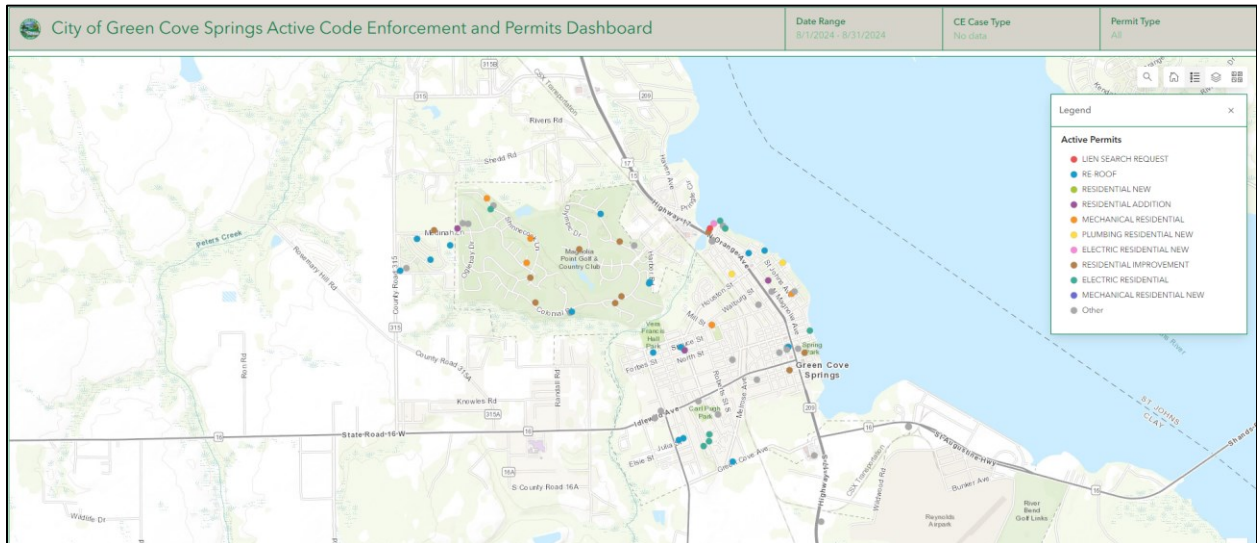
All building permits met the 30-day processing target for September 2024.

Revenues for Building related fees for **September** were **\$7,577.00**.

SEPTEMBER 2024 PERMIT SUMMARY	
RESIDENTIAL NEW	0
COMMERCIAL NEW	1
RESIDENTIAL ADDITION	5
COMMERCIAL ADDITION	0
RESIDENTIAL REMODEL / IMPROVEMENT	6
COMMERCIAL REMODEL / IMPROVEMENT	0
DEMOLITION	1
SIGNS	1
POOLS	0
RE-ROOFING	10
FENCES	3
MECHANICAL / ELECTRICAL / PLUMBING	25
OTHER PERMITS	5
<b>TOTAL PERMITS ISSUED</b>	<b>57</b>



Active Building Permits 09/01/2024-09/30/2024



**Permits Issued by Month w. Days Processed  
September 2024**

Permit Number	Permit Type	Site Address	Application Complete	Date Ready To Issue	Permit Processing Days (Calendar Days)	Staff Review Days (Calendar)
BLD-24-0638	RESIDENTIAL ADDITION	2130 PEBBLE POINT Dr	08/21/2024	09/23/2024	34	2
BLD-24-0415	COMMERCIAL NEW	3949 Reynolds Blvd	06/03/2024	09/19/2024	109	29
BLD-24-0683	RESIDENTIAL ADDITION	1004 ST JOHNS Ave	09/04/2024	09/24/2024	21	21
BLD-24-0593	GAS COMMERCIAL	1604 IDLEWILD Ave	08/12/2024	08/29/2024	18	18
BLD-24-0704	RESIDENTIAL ADDITION	600 WEST St	09/10/2024	09/24/2024	15	15
BLD-24-0688	RESIDENTIAL IMPROVEMENT	1431 MARTIN LUTHER KING JR Blvd	09/05/2024	09/19/2024	15	15
BLD-24-0689	ELECTRIC RESIDENTIAL	1918 COLONIAL Dr	09/09/2024	09/19/2024	11	11
BLD-24-0549	DEMOLITION	343 North Street	07/23/2024	09/19/2024	59	10
BLD-24-0614	SIGN	1513 Pearce Blvd	08/19/2024	09/25/2024	38	9
BLD-24-0660	RESIDENTIAL IMPROVEMENT	2058 PEBBLE POINT Dr	08/27/2024	09/04/2024	9	9
BLD-24-0657	RESIDENTIAL IMPROVEMENT	146 GOVERNOR St	08/27/2024	09/04/2024	9	9
BLD-24-0655	RE-ROOF	840 ST JOHNS Ave	08/27/2024	09/03/2024	8	8
BLD-24-0661	ELECTRIC RESIDENTIAL	448 VERMONT St	08/28/2024	09/04/2024	8	8
BLD-24-0712	RESIDENTIAL ADDITION	3396 OLYMPIC Dr	09/16/2024	09/23/2024	8	8
BLD-24-0423	RESIDENTIAL ADDITION	806 COVE St	06/03/2024	07/22/2024	50	7
BLD-24-0713	ELECTRIC RESIDENTIAL	3651 ROYAL TROON Cir	09/17/2024	09/23/2024	7	7
BLD-24-0667	FENCE	263 S Roberts St	08/29/2024	09/03/2024	6	6
BLD-24-0687	ELECTRIC COMMERCIAL	500 ORANGE Ave	09/05/2024	09/09/2024	5	5
BLD-24-0705	FENCE	1018 WALNUT St	09/10/2024	09/12/2024	3	3

Permit Number	Permit Type	Site Address	Application Complete	Date Ready To Issue	Permit Processing Days (Calendar Days)	Staff Review Days (Calendar)
BLD-24-0717	FENCE	2331 BONNIE LAKES Dr	09/17/2024	09/19/2024	3	3
BLD-24-0680	RESIDENTIAL IMPROVEMENT	1824 COLONIAL Dr	09/09/2024	09/10/2024	2	2
BLD-24-0649	SHED UNDER 150SF	2419 BONNIE LAKES Dr	08/26/2024	08/27/2024	2	2
BLD-24-0696	RESIDENTIAL IMPROVEMENT	3548 OLYMPIC Dr	09/09/2024	09/10/2024	2	2
BLD-24-0695	MECHANICAL RESIDENTIAL	510 HIGHLAND Ave	09/09/2024	09/10/2024	2	2
BLD-24-0643	RESIDENTIAL IMPROVEMENT	1672 PEBBLE BEACH Blvd	08/26/2024	08/27/2024	2	2
BLD-24-0694	RE-ROOF	1534 CENTER St	09/09/2024		1	1
BLD-24-0728	MECHANICAL RESIDENTIAL	1408 FORBES St	09/23/2024	09/23/2024	1	1
BLD-24-0715	ELECTRIC RESIDENTIAL	3409 SHINNECOCK Ln	09/18/2024	09/18/2024	1	1
BLD-24-0685	PLUMBING RESIDENTIAL	717 OAKRIDGE Ave	09/04/2024	09/04/2024	1	1
BLD-24-0711	ELECTRIC RESIDENTIAL	605 WEST St	09/12/2024	09/12/2024	1	1
BLD-24-0673	RE-ROOF	1302 FORBES St	09/03/2024	09/03/2024	1	1
BLD-24-0699	RE-ROOF	599 OAKRIDGE Ave	09/11/2024	09/11/2024	1	1
BLD-24-0691	MECHANICAL COMMERCIAL	500 ORANGE Ave	09/09/2024	09/09/2024	1	1
BLD-24-0686	ELECTRIC COMMERCIAL	1400 MARTIN LUTHER KING Blvd	09/05/2024	09/05/2024	1	1
BLD-24-0697	MECHANICAL RESIDENTIAL	1319 EAST St	09/10/2024	09/10/2024	1	1
BLD-24-0709	MECHANICAL RESIDENTIAL	1052 CENTER St	09/11/2024	09/11/2024	1	1
BLD-24-0737	MECHANICAL RESIDENTIAL NEW	719 N Pine Ave	09/30/2024	09/30/2024	1	1

Permit Number	Permit Type	Site Address	Application Complete	Date Ready To Issue	Permit Processing Days (Calendar Days)	Staff Review Days (Calendar)
BLD-24-0740	ELECTRIC RESIDENTIAL	1708 MUIRFIELD Dr	09/30/2024	09/30/2024	1	1
BLD-24-0682	RE-ROOF	1210 FORBES St	09/04/2024	09/04/2024	1	1
BLD-24-0684	RE-ROOF	639 N Pine Ave	09/04/2024	09/04/2024	1	1
BLD-24-0647	RE-ROOF	1230 GREEN COVE Ave	08/27/2024	08/27/2024	1	1
BLD-24-0720	PLUMBING RESIDENTIAL	605 WEST St	09/18/2024	09/18/2024	1	1
BLD-24-0690	PLUMBING RESIDENTIAL	104 ST JOHNS Ave	09/09/2024	09/09/2024	1	1
BLD-24-0726	PLUMBING RESIDENTIAL	1708 MUIRFIELD Dr	09/23/2024	09/23/2024	1	1
BLD-24-0677	ELECTRIC RESIDENTIAL	1833 COLONIAL Dr	09/03/2024	09/03/2024	1	1
BLD-24-0729	ELECTRIC RESIDENTIAL	3717 CONSTANCIA Dr	09/23/2024	09/23/2024	1	1
ZON-24-0002	SHED UNDER 150SF	2 N Oakridge Ave	09/05/2024	09/05/2024	1	1
BLD-24-0676	RE-ROOF	1311 ROBERTS St	09/03/2024	09/03/2024	1	1
ZON-24-0001	SHED UNDER 150SF	301 TUCKER St	09/12/2024	09/12/2024	1	1
BLD-24-0619	WATER METER	427 WALNUT St	08/21/2024	08/21/2024	1	1
BLD-24-0701	ELECTRIC RESIDENTIAL	1108 MARTIN LUTHER KING JR Blvd	09/09/2024	09/09/2024	1	1
BLD-24-0733	ELECTRIC RESIDENTIAL	3319 BLACKSTONE CT	09/25/2024	09/25/2024	1	1
BLD-24-0734	MECHANICAL RESIDENTIAL	3663 SUMMIT OAKS Dr	09/24/2024	09/24/2024	1	1
BLD-24-0741	RE-ROOF	207 N PALMETTO Ave	09/30/2024	09/30/2024	1	1
BLD-24-0735	ELECTRIC RESIDENTIAL	446 OLIVE Cir	09/25/2024	09/25/2024	1	1
BLD-24-0738	MECHANICAL RESIDENTIAL NEW	1303 BONAVENTURE Ave	09/30/2024	09/30/2024	1	1

Permit Number	Permit Type	Site Address	Application Complete	Date Ready To Issue	Permit Processing Days (Calendar Days)	Staff Review Days (Calendar)
BLD-24-0674	RE-ROOF	1407 PALMER St	09/03/2024	09/03/2024	1	1

# City US 17/SR 16 LCT Intersection Traffic Volumes



FL 16 and US 17  
29.98324882, -81.67597633

Date Range  
09/01/2024 - 09/30/2024

Time Of Day  
00:00 - 24:00

Percentile  
Median

EXPORT

**Total Vehicles**

25,146

Median Volume

**Total Pedestrians**

0

Median Volume

**Total Bicycles BIETA**

0

Median Volume

**Truck Pct(%)**

3%

% of Vehicle Traffic

**AM Peak**

1,781

from 6:30AM to 7:30AM

**PM Peak**

2,201

from 4:30PM to 5:30PM

