



Department Report

MEETING DATE: October 16, 2023

FROM: Captain Tristram Moore, PBSO District 16

SUBJECT: PBSO District 16 September 2023 Report

CAD CALLS

CAD CALLS	MONTHLY TOTALS
Business / Residence Checks (Self-Initiated)	1,318
Traffic Stops (Self-Initiated)	570
Calls for Service	1,842
All CAD Calls - Total	3,730
Total Calls for Service – FY 2023 (October 2022 – September 2023)	45,907

Data Source: CADS/Premier 1

*Omit Miscellaneous Calls

Note: P1 is a dynamic system. Meaning that #'s can change from what was previously reported in the event there is a location or call type re-classification/modification.

SUMMARY

During the month, there were 3,730 generated calls within the District and 51% of these calls were self-initiated.

TRAFFIC ACTIVITY

DISTRICT 16 PERSONNEL	
Total Citations	Total Warnings
139	270

Data Source: D16 Office Staff/Monthly Report

PBSO MOTORS UNIT	
Total Citations	Total Warnings
145	128

Data Source: Motor/Traffic Unit

COMMUNITY POLICING EVENTS

- 09/09/23: Hispanos Unidos Event at the Samuel J. Ferreri Community Park
- 09/11/23: Meeting with the Liberty Park Elementary Staff in reference to upcoming Anti-Bullying Program
- 09/13/23: School Supplies Drop-Off at Liberty Park Elementary with the PBSO Volunteer Unit
- 09/14/23: Meeting with the Principal of Greenacres Elementary in reference to ex-student in need of mentorship
- 09/19/23: Dancing with PBSO Deputies Event at the Villa Madonna Senior Living Facility
- 09/19/23: Meeting with the Principal of Heritage Elementary School in reference to upcoming PBSO Anti-Bullying Program
- 09/20/23: Food Distribution Event at Pickwick Mobile Home Park
- 09/20/23: Meeting with Property Manager of the Woodlake Plaza to show her where the plaza's PBSO No Trespassing Signs needed to be placed
- 09/21/23: PBSO Volunteers Against Scams Team Presentation at the Villa Madonna Senior Living Facility
- 9/27/23: Orientation with kids for the Anti-Bullying Program

STREET CRIMES UNIT

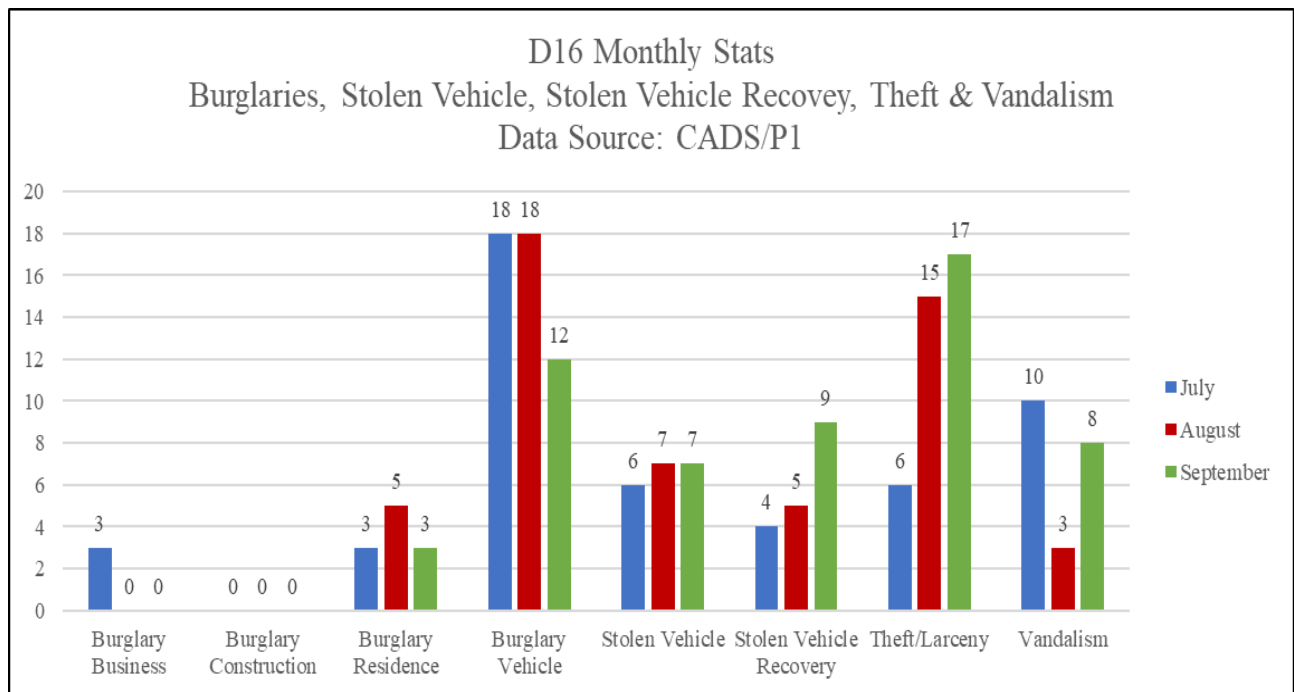
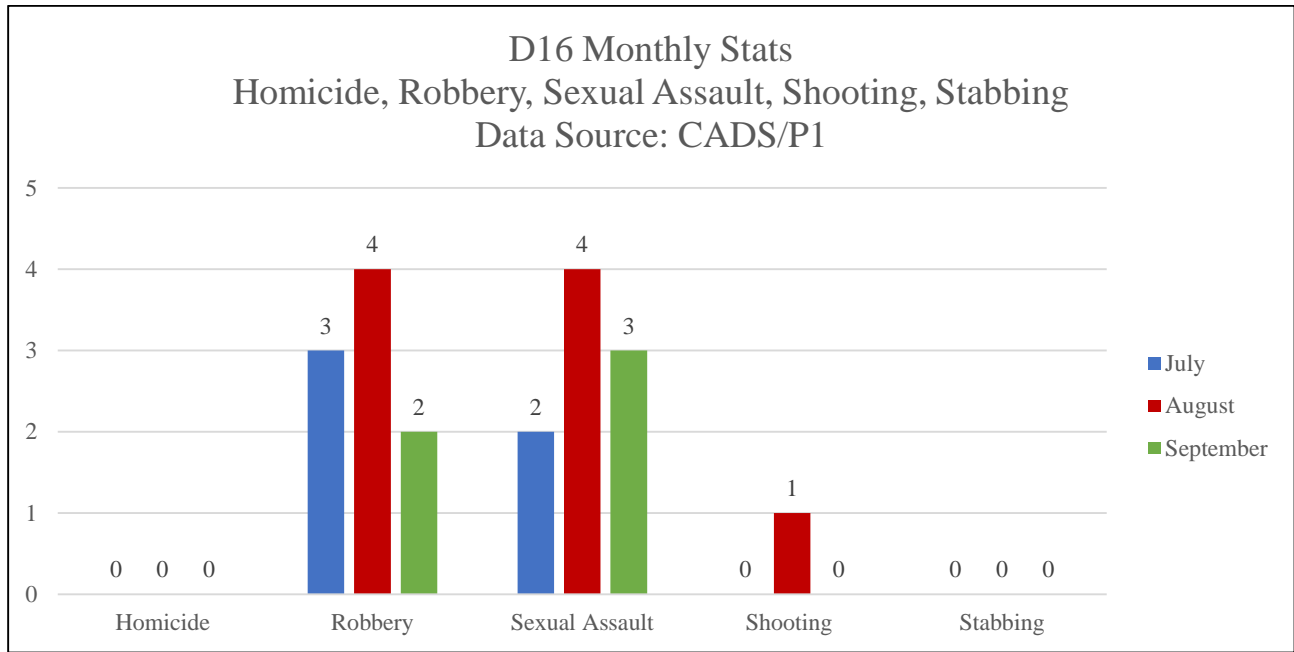
- The District 16 Street Crimes Unit responded to residential burglary and Agents received probable cause to arrest the suspect for burglary. The suspect was located, a traffic stop was conducted and the suspect was charged accordingly.
- The District 16 Street Crimes Unit conducted a traffic stop where probable cause to search the vehicle was established and 7.5g of Methamphetamine, 6.4g of Marijuana, and drug paraphernalia were discovered. The driver was charged accordingly.
- The District 16 Street Crimes Unit apprehended a suspect who had an active armed robbery warrant.

PROPERTY DETECTIVES

- District 16 Detectives investigated an occupied residential burglary. Through the course of the investigation, Detectives were able to positively identify a suspect who resided within the city. With the assistance of District 16 Street Crimes Unit the suspect was taken into custody without incident and this case was cleared by arrest.
- A business in the city reported a shoplifting where the suspect stole a chainsaw valued at \$829.99. A suspect was developed and positively identified during a photo line-up. The District 16 Street Crimes Unit apprehended the suspect and this case was cleared by arrest.
- A suspect attempted to steal a vehicle. The suspect was identified, provided a confession, and this case was cleared by arrest.

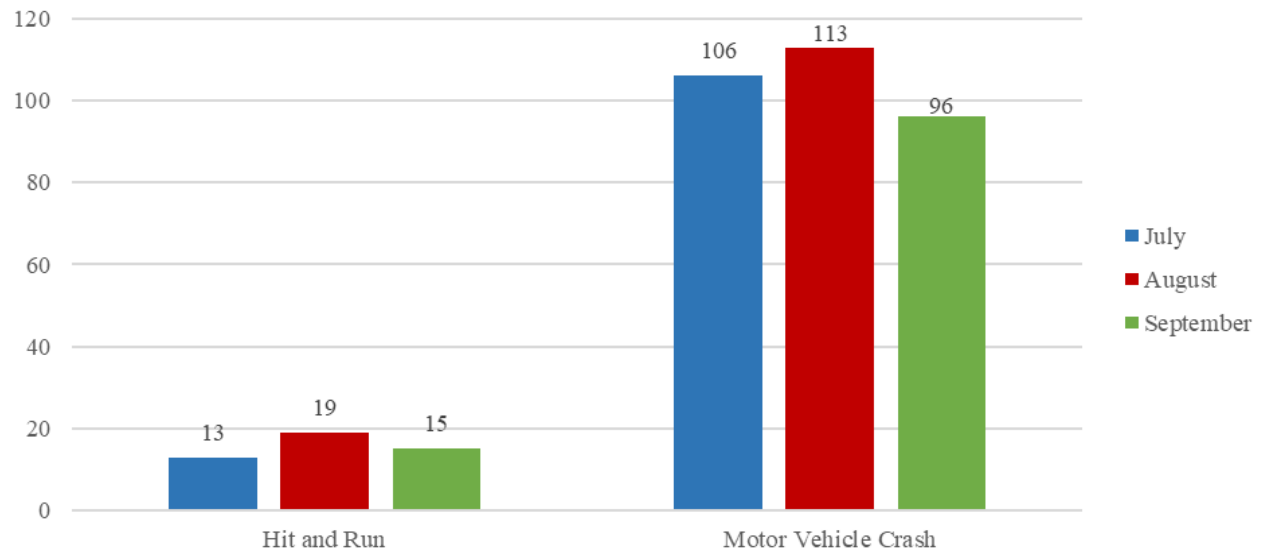
DATA ANALYSIS

The data included in this report is charted and graphed to illustrate and compare changes over a specific time period. These charts and graphs are utilized to assist in determining crime trends and to measure enforcement efforts. This data is utilized in conjunction with other analysis to develop directed patrol and various enforcement activities. The analysis included on these pages is presented as a brief highlight to explain the salient points of this report.



Note: There were actually (8) Stolen Vehicles for the month of September due to 23-112853 not having a case number assigned. This was also noted in the CAB.

D16 Monthly Stats
Hit and Run & Motor Vehicle Crash
Data Source: CADS/P1



TOP ACCIDENT LOCATIONS FOR SEPTEMBER 2023
CASE NUMBER INCIDENTS

LOCATION	CASE NUMBER COUNT
South Haverhill / 10th Avenue N	9
Lake Worth Road / S Jog Road	6
Forest Hill Boulevard / S Jog Road	6
Forest Hill Boulevard / Pinehurst	6
10th Avenue N / S Jog Road	4
Cresthaven Boulevard / S Jog Road	4