



## Department Report

**MEETING DATE:** May 15, 2023

**FROM:** Captain Tristram Moore, PBSO District 16

**SUBJECT:** PBSO District 16 Report - April 2023

### CAD CALLS

CAD CALLS	MONTHLY TOTALS
Business / Residence Checks (Self-Initiated)	763
Traffic Stops (Self-Initiated)	458
Calls for Service	2,368
<b>All CAD Calls - Total</b>	<b>3,589</b>
<b>Total Calls for Service – FY 2022</b> (October 2022 – September 2023)	<b>26,871</b>

Data Source: CADS/Premier 1

\*Omit Miscellaneous Calls

*Note: P1 is a dynamic system. Meaning that #'s can change from what was previously reported in the event there is a location or call type re-classification/modification.*

### SUMMARY

During the month, there were 3,589 generated calls within the District and 34% of these calls were self-initiated.

### TRAFFIC ACTIVITY

DISTRICT 16 PERSONNEL	
Total Citations	Total Warnings
215	261

Data Source: D16 Office Staff/Monthly Report

PBSO MOTORS UNIT	
Total Citations	Total Warnings
270	175

Data Source: D16 Office Staff/Weekly Stats

---

## COMMUNITY POLICING EVENTS

---

- 04/03/23: Seminole Trails Elementary School Career Day
- 04/05/23: Easter Egg/Candy Give-A-Way at Dyson Circle
- 04/05/23: Sextortion Education Video at Greenacres Community Center
- 04/06/23: Cholee Lake Elementary School Career Day
- 04/06/23: Pickwick Mobile Home Park Cotton Candy Give-A-Way
- 04/06/23: School Bus stops Cotton Candy Give-A-Way
- 04/07/23: Tobias Family Easter Basket with Little Smiles
- 04/07/23: PBSO Media Relations video shoot for Anti-Bullying
- 04/08/23: Egg-stravaganza 2023 Event at Greenacres Park
- 04/10/23: Gove Elementary School Field Trip to Scripps Research Institute
- 04/11/23: Breaking the Cycle (last day) Pizza Party from CiCi's Pizza
- 04/13/23: Tobias Family Diaper Drop Off/Basketball Sign Up for Tristan
- 04/13/23: River Bridge HOA Meeting "Crime Prevention Presentation"
- 04/17/23: LEGO Land Trip with Greenacres Elementary School
- 04/26/23: Community Policing Meeting with PAL & Boys Town
- 04/26/23: Field Day at Liberty Park Elementary
- 04/27/23: Meeting with Homeless Intervention Team & Homeless Housing Association
- 04/27/23: Meeting with Lewis Center for Housing
- 04/28/23: Field Day at Liberty Park Elementary
- 04/29/23: River Bridge Board Members Meeting for Crime Prevention

---

## STREET CRIMES UNIT

---

- The District 16 Street Crimes Unit conducted a traffic stop on off road vehicles. The drivers were charged accordingly.
- The District 16 Street Crimes Unit conducted a traffic stop on a vehicle where probable cause to search the vehicle was established and the driver was arrested for possession of crack cocaine with intent to sell.
- The District 16 Street Crimes Unit conducted a traffic stop on a vehicle where probable cause to search the vehicle was established and the driver was arrested for possession of cocaine.

---

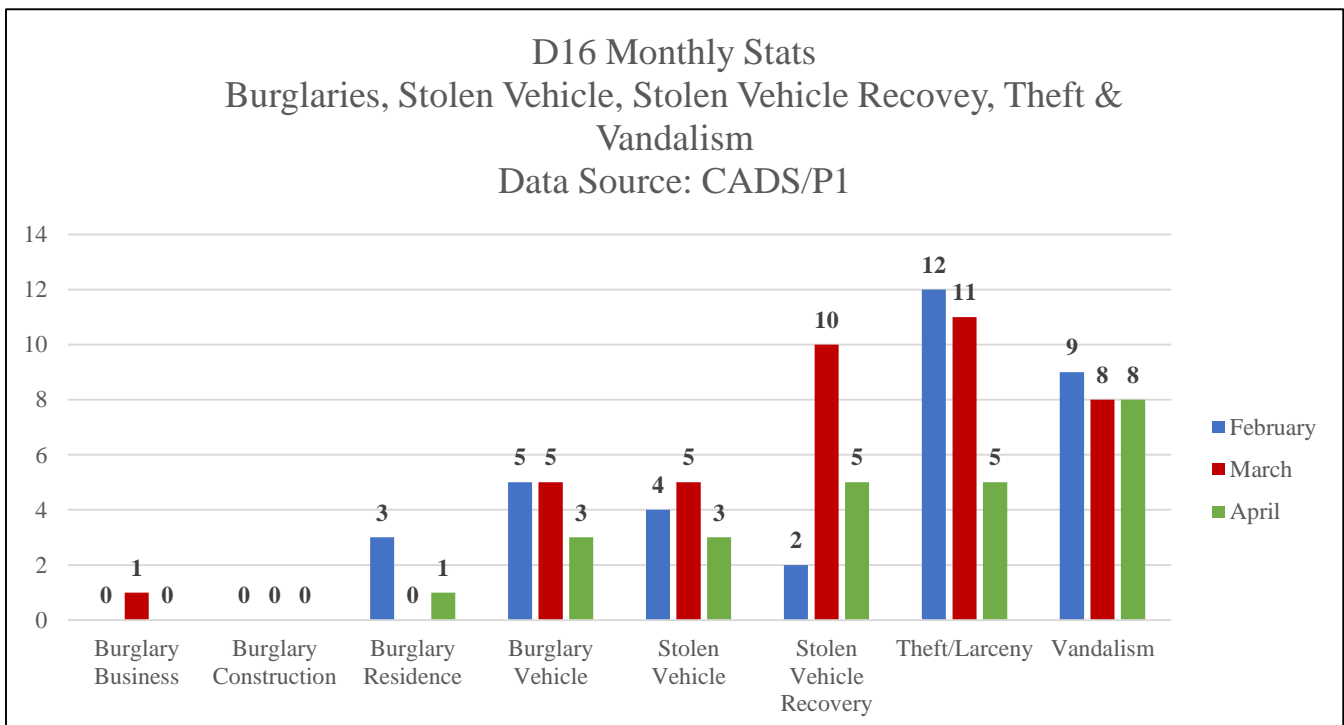
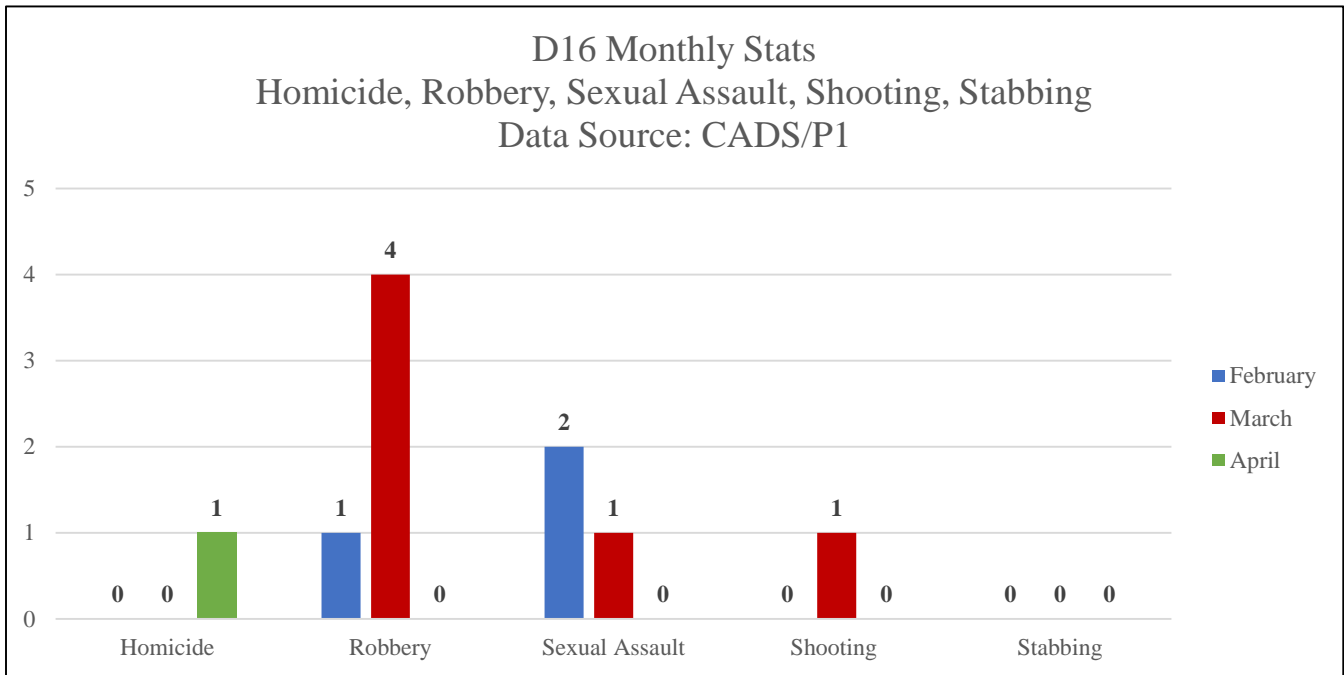
## PROPERTY DETECTIVES

---

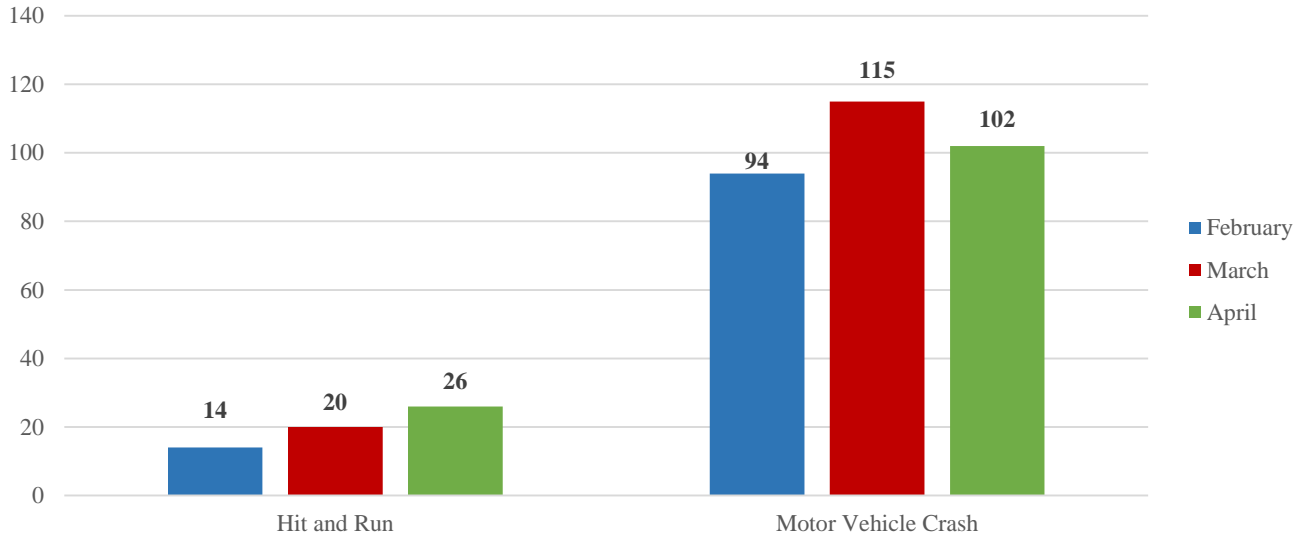
- District 16 Detectives investigated three overnight vehicle burglaries. Contact was made with the suspect and two search warrants were executed. The suspect provided a full confession and this case was cleared by arrest.
- District 16 Detectives investigated the theft of a moped. The suspect was positively identified and probable cause was established for arrest. The suspect confessed to the crimes and this case was cleared by arrest.
- District 16 Detectives investigated multiple fraud cases involving a business. Probable cause for arrest was established for the business owner. Another person who assisted with defrauding the victims through the use of a state issued notary stamp was apprehended. The business owner self-surrendered to Detectives and this case is cleared by arrest.

## DATA ANALYSIS

The data included in this report is charted and graphed to illustrate and compare changes over a specific time period. These charts and graphs are utilized to assist in determining crime trends and to measure enforcement efforts. This data is utilized in conjunction with other analysis to develop directed patrol and various enforcement activities. The analysis included on these pages is presented as a brief highlight to explain the salient points of this report.



D16 Monthly Stats  
Hit and Run & Motor Vehicle Crash  
Data Source: CADS/P1



**TOP ACCIDENT LOCATIONS FOR APRIL 2023**  
**CASE NUMBER INCIDENTS**

LOCATION	CASE NUMBER COUNT
South Jog Road / Forest Hill Boulevard	11
South Jog Road / Lake Worth Road	9
South Jog Road / 10th Avenue North	9
10th Avenue North / South Haverhill Road	6
Melaleuca Lane / South Haverhill Road	4