



Department Report

MEETING DATE: July 18, 2022

FROM: Captain Tristram Moore, PBSO District 16

SUBJECT: PBSO District 16 May Report

CAD CALLS

CAD CALLS	MONTHLY TOTALS
Business / Residence Checks (Self-Initiated)	1,858
Traffic Stops (Self-Initiated)	596
Calls for Service	2,226
All CAD Calls - Total	4,680
Total Calls for Service – FY 2022 (October 2021 – September 2022)	36,701

Data Source: CADS/Premier 1

*Omit Miscellaneous Calls

Note: P1 is a dynamic system. Meaning that #'s can change from what was previously reported in the event there is a location or call type re-classification/modification.

SUMMARY

During the month, there were 4,680 generated calls within the District and 52% of these calls were self-initiated.

TRAFFIC ACTIVITY

DISTRICT 16 PERSONNEL	
Total Citations	Total Warnings
262	272

Data Source: D16 Office Staff/Monthly Report

PBSO MOTORS UNIT	
Total Citations	Total Warnings
288	294

Data Source: D16 Office Staff/Motor Unit Weekly Report

COMMUNITY POLICING EVENTS

- 05/19/22 – Palm Beach State College Business Partnership Council Meeting
- 05/20/22 – Diamond View Elementary – Mental Health Week, Therapy Dogs Day
- 05/25/22 – Liberty Park Elementary – Ice Cream Social for perfect attendance (bicycle raffle)
- 05/27/22 – Basketball with the Mayor at the Greenacres Community Center

STREET CRIMES UNIT

- The District 16 Street Crimes conducted a traffic stop on a vehicle and it was determined the vehicle was stolen. The driver was in possession of crack cocaine and had outstanding warrants. The defendant was arrested for two counts FTA, possession of cocaine, possession of paraphernalia, and trespass conveyance.
- The District 16 Street Crimes Unit executed a residential search warrant where four defendants were all arrested. Charges include manufacturing, sale, possession of firearm by felon, and various other felony charges
- The District 16 Street Crimes Unit conducted proactive enforcement when the defendant fled from deputies. The defendant was located and was arrested. The defendant was in possession of trafficking amount of Fentanyl, Oxycodone, and MDMA. Agents executed a residential search warrant and located stolen property and a fraud operation. District 16 Detective Bureau was notified and responded.

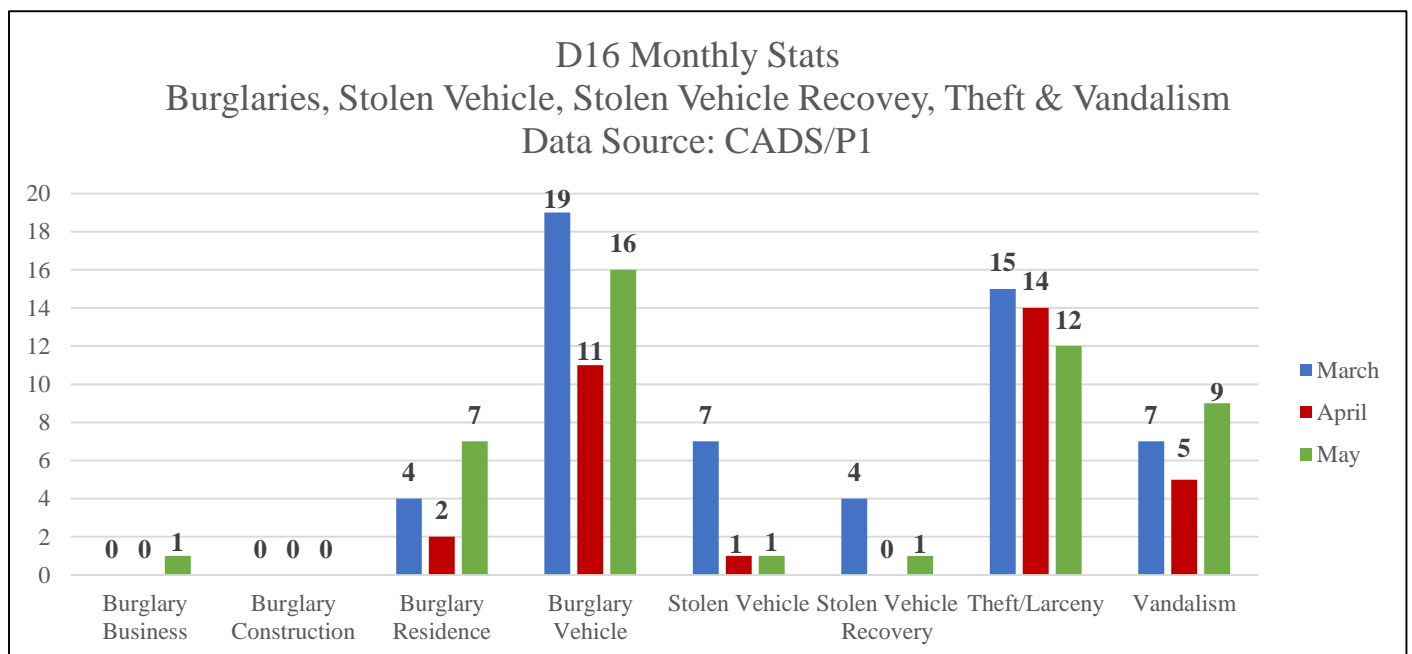
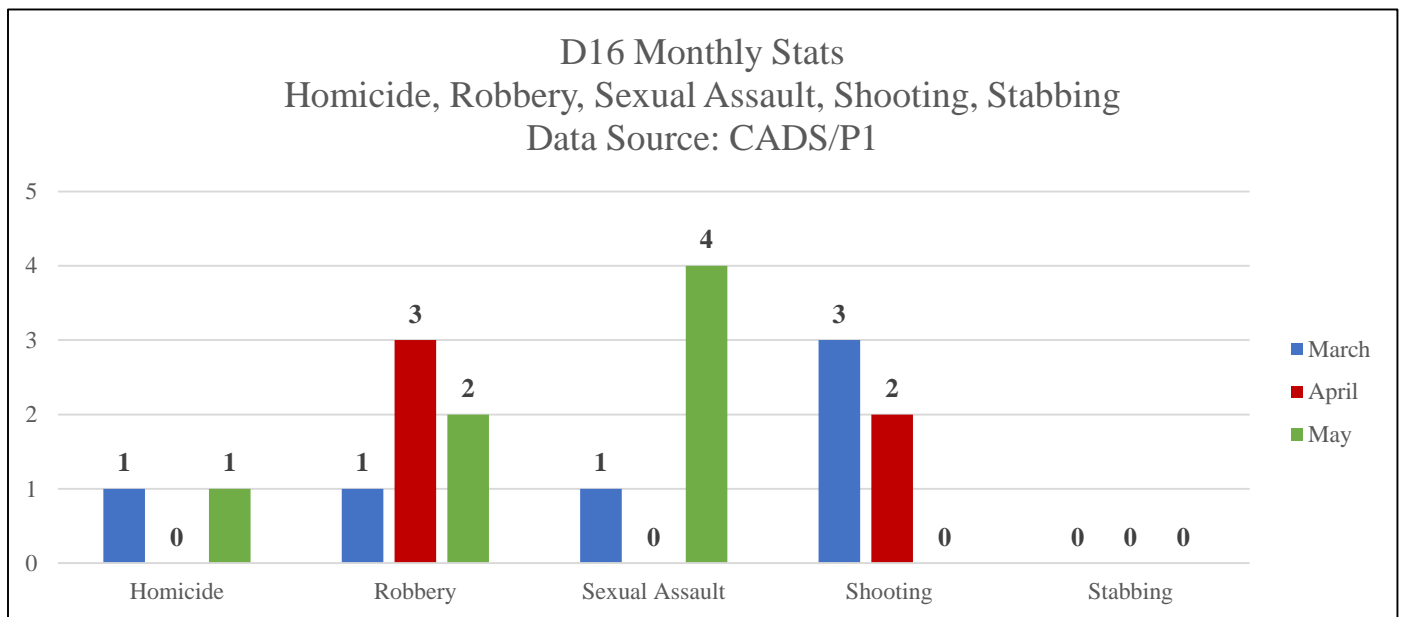
PROPERTY DETECTIVES

- District 16 Detective Bureau Monthly Stats for May 2022:
 - New Cases: 39
 - Cases Cleared by Arrest: 9
 - Search Warrants: 1
 - Operations: 1
- The District 16 Detectives investigated a vehicle burglary where the victim sustained a \$3000 loss of tools and equipment. A suspect vehicle was identified and multiple other cases were discovered involving this vehicle spanning over the past 60 days throughout Palm Beach County. Through a coordinated effort with the South Florida Taskforce, the suspect was taken into custody and a residential search warrant executed on residence. Evidence was collected related to the burglaries and probable cause established for three additional suspects. This case is cleared by arrest.
- The District 16 Detectives were contacted by the victim of a vehicle burglary who located some of their high end tools at the Lake Worth Swap Shop. Detectives responded and identified multiple stolen items which were sold to this vendor. The vendor cooperated and positively identified a person and their accomplice as the suspects who sold the stolen items. The property was turned back over to the victim and additional charges for dealing in stolen property were developed for the suspects.
- The District 16 Detectives were called out regarding a Construction Site Burglary where deputies were able to detain a possible suspect but unable to identify a victim.

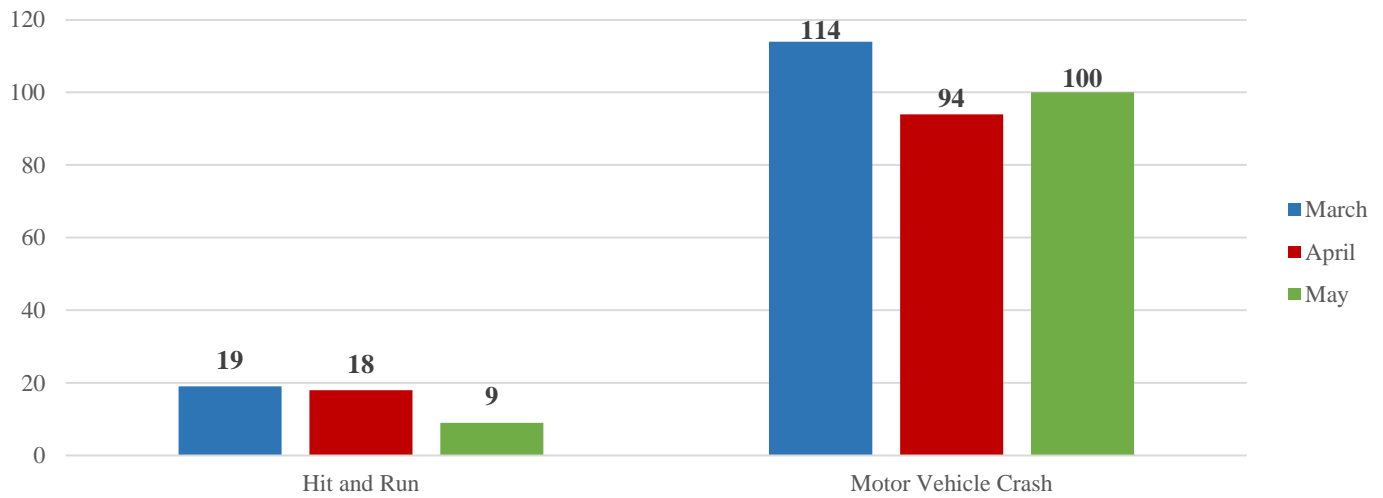
Detectives assumed the investigation and were able to locate the victim. The case was properly documented and the suspect transported to jail. This case is cleared by arrest.

DATA ANALYSIS

The data included in this report is charted and graphed to illustrate and compare changes over a specific time period. These charts and graphs are utilized to assist in determining crime trends and to measure enforcement efforts. This data is utilized in conjunction with other analysis to develop directed patrol and various enforcement activities. The analysis included on these pages is presented as a brief highlight to explain the salient points of this report.



D16 Monthly Stats
Hit and Run & Motor Vehicle Crash
Data Source: CADS/P1



TOP ACCIDENT LOCATIONS FOR MAY 2022

Location	Case Number Count
Forest Hill Boulevard / S Jog Road	9
Lake Worth Road / S Jog Road	7
10th Avenue N / S Jog Road	7
10th Avenue N / S Haverhill Road	6
S Military Trail / Lake Worth Road	5