



Department Report

MEETING DATE: March 6, 2023
FROM: Lieutenant Sean Forman, PBSO District 16
SUBJECT: PBSO District 16 January 2023 Report

CAD CALLS

CAD CALLS	MONTHLY TOTALS
Business / Residence Checks (Self-Initiated)	1,220
Traffic Stops (Self-Initiated)	643
Calls for Service	2,268
All CAD Calls - Total	4,131
Total Calls for Service – FY 2022 (October 2022 – September 2023)	15,710

Data Source: CADS/Premier 1
 *Omit Miscellaneous Calls

Note: P1 is a dynamic system. Meaning that #'s can change from what was previously reported in the event there is a location or call type re-classification/modification.

SUMMARY

During the month, there were 4,131 generated calls within the District and 45% of these calls were self-initiated.

TRAFFIC ACTIVITY

DISTRICT 16 PERSONNEL	
Total Citations	Total Warnings
219	409

Data Source: D16 Office Staff/Monthly Report

PBSO MOTORS UNIT	
Total Citations	Total Warnings
318	222

Data Source: D16 Office Staff/Weekly Stats

COMMUNITY POLICING EVENTS

- Breaking the Cycle at Greenacres Elementary School will continue until March 2023.
- 1/7/23: Fiesta De Pueblo at Greenacres Park
- 1/10/23: Community Policing's Meeting "Day of Good Deeds"
- 1/10/23: Meet & Greet at the Greenacres Community Center
- 1/11/23: Children's Academy – District 16 Detective Tour
- 1/12/23: Okeeheelee Middle School Staff Meeting in reference to after school fights
- 1/17/23: Wawa New Hire Class CP Deputy Intro
- 1/19/23: Conversation with a Deputy at Wawa
- 1/21/23: Artzy Event
- 1/31/23: Conversation with a Deputy at WaWa

STREET CRIMES UNIT

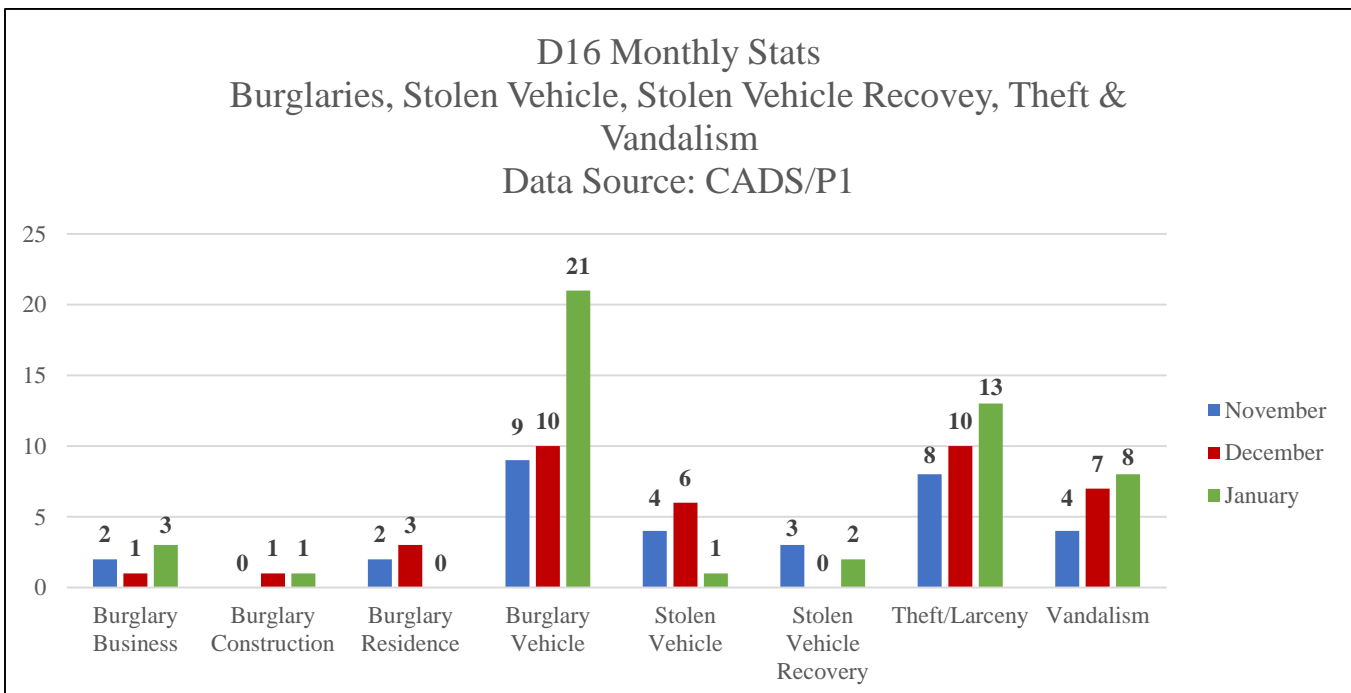
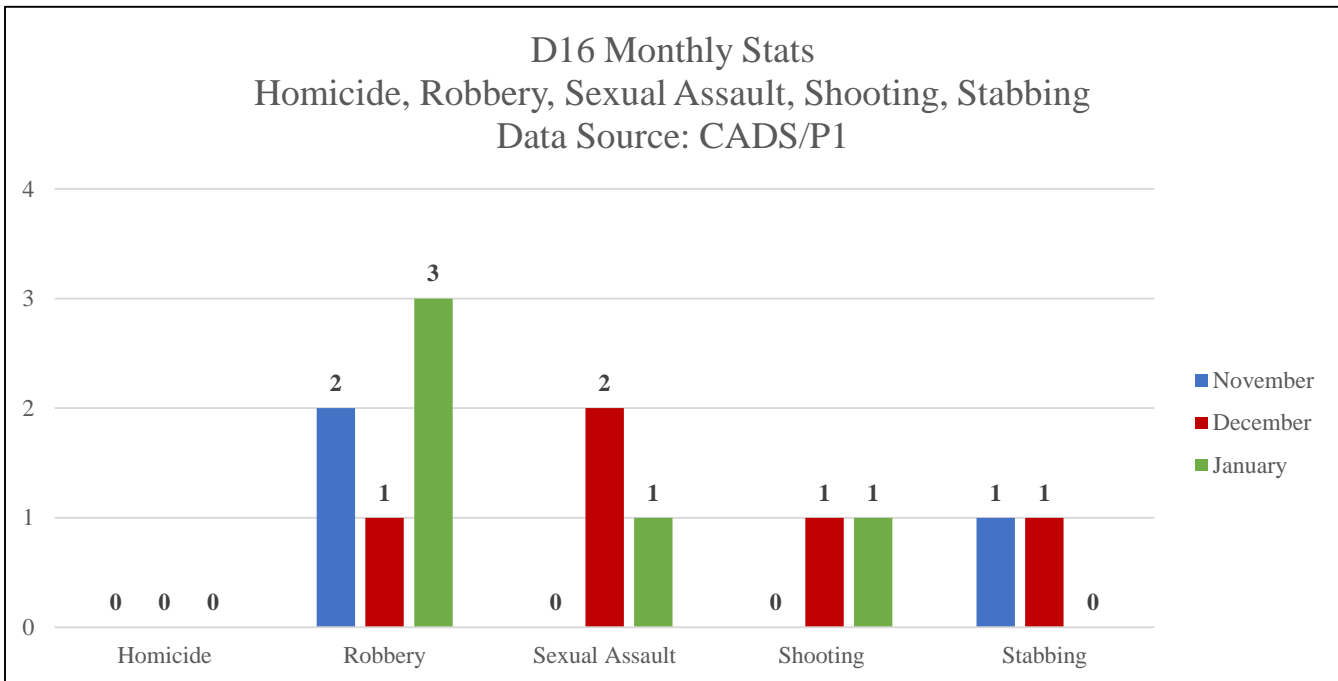
- The District 16 Street Crimes Unit conducted a traffic stop. Probable cause was developed, Agents searched the vehicle, and located three firearms, as well a large amount of narcotics. Two suspects were arrested and charged accordingly.
- The District 16 Street Crimes Agents located a suspect that fit the exact description of a suspect that had a bolo, upon contact the suspect fled from Law Enforcement Officers, and was quickly arrested. On the suspects person, Agents located two replica firearms. The Robbery Unit responded and obtained confessions as well as all of the victim's property. The suspect was ultimately charged with three counts of armed robbery and resisting w/o.
- The District 16 Street Crimes Unit assisted District 1 Detectives with the apprehension of a suspect who was a prolific shoplifter stealing power tools and pawning them. Agents witnessed the suspect attempt to pawn stolen goods and probable cause was developed and the suspect was apprehended exiting the pawn shop.

PROPERTY DETECTIVES

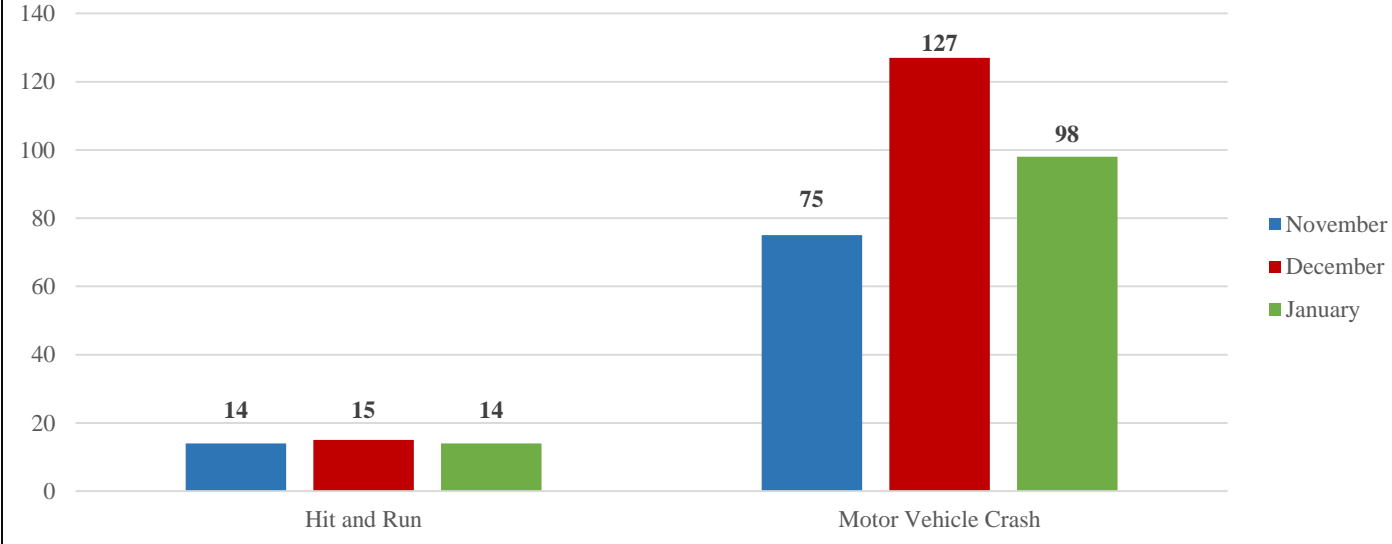
- District 16 Detectives investigated an incident of theft where an employee allegedly stole \$11,000.00 from the company within the course of employment. Detectives made contact with corporate and obtained the surveillance video which shows the suspect taking orders and then pocketing the cash after implementing a coupon code on the register. Probable cause for arrest was established and the suspect was taken into custody. This case was cleared by arrest.
- District 16 Detectives investigated a shooting that occurred in the parking lot of a business. During the investigation, a suspect was identified as the shooter who subsequently turned themselves into Detectives. Post Miranda the suspect confessed to having an altercation and discharging the firearm into a bush. The firearm was recovered and the suspect was charged with aggravated assault with a firearm. This case was cleared by arrest.
- District 16 Detectives investigated two unlocked vehicle burglaries that occurred in the city. It was learned that the District 1 Street Crimes Unit apprehended a suspect along with another juvenile on an unrelated burglary charge. Both subjects were in possession of one of the victim's property. A post miranda statement was conducted at District 16 where one of the suspects provided a full confession to both vehicle burglaries and to using the victim's credit cards. These cases were cleared by arrest.

DATA ANALYSIS

The data included in this report is charted and graphed to illustrate and compare changes over a specific time period. These charts and graphs are utilized to assist in determining crime trends and to measure enforcement efforts. This data is utilized in conjunction with other analysis to develop directed patrol and various enforcement activities. The analysis included on these pages is presented as a brief highlight to explain the salient points of this report.



D16 Monthly Stats
Hit and Run & Motor Vehicle Crash
Data Source: CADS/P1



TOP ACCIDENT LOCATIONS FOR JANUARY 2023
CASE NUMBER INCIDENTS

LOCATION	CASE NUMBER COUNT
Melaleuca Lane / South Haverhill Road	5
10th Avenue N / South Haverhill Road	5
South Jog Road / Forest Hill Boulevard	4
Melaleuca Lane / South Military Trail	4