

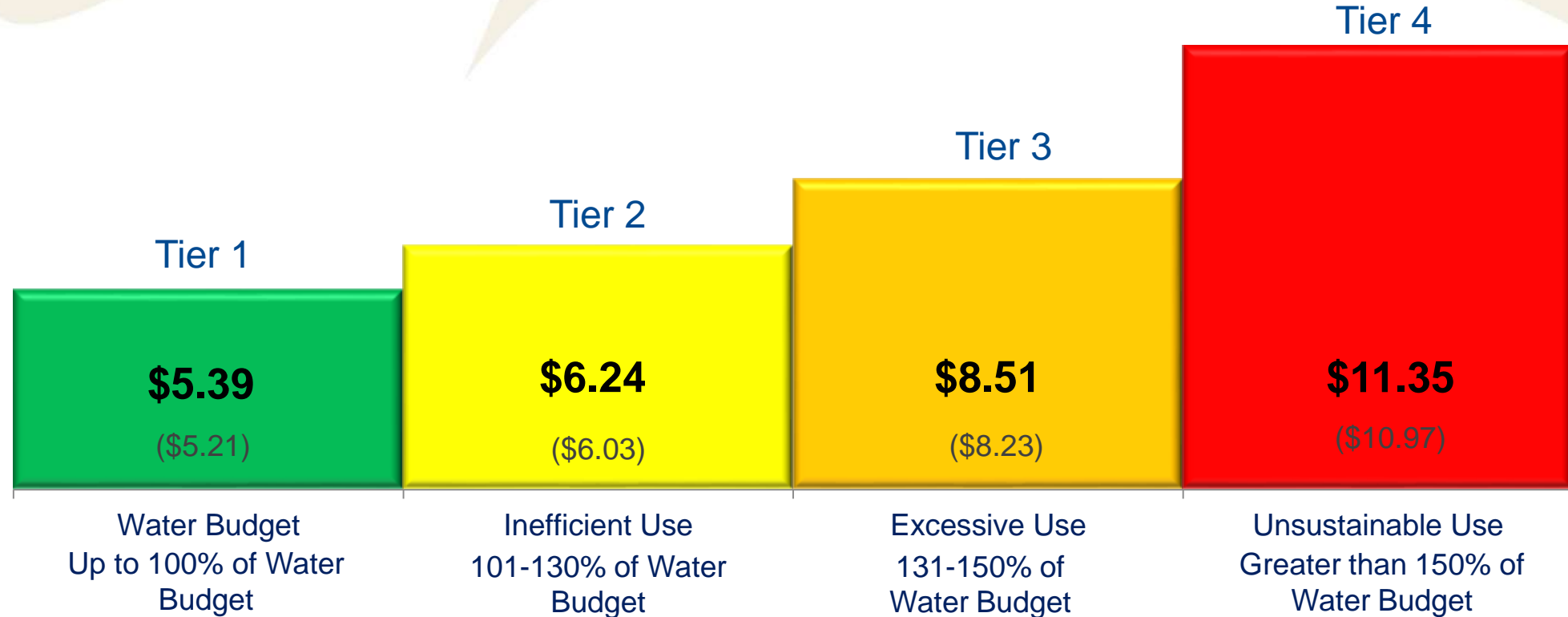
# 2023 Water and Sewer Rate Adoption

Water & Sewer Board | December 14, 2022



# Residential Water Budget Rate Structure

Rate Structure for Greeley SFR customers in 2023 (2022 Rate)



- Uniform rate is \$5.64 for customers not on water budget (up from \$5.46)
- Monthly service charge is \$17.50 (no change from 2022)

# 2023 Water Rate Changes

Customer Class	Existing Rate/kgal	% Increase	Proposed Rate/kgal
Inside Residential	Varies	2.5%	Varies
Inside Commercial	\$5.45	2.5%	\$5.60
Inside Industrial	\$4.28	5.5%	\$4.52
Outside Residential	\$11.62	0%	\$11.62
Outside Commercial	\$11.54	0%	\$11.54
Outside Industrial	\$3.75	6.0%	\$3.98
City of Evans	\$4.69	5.5%	\$4.96
Town of Windsor	\$5.00	6.0%	\$5.31
Town of Milliken	\$5.98	1.0%	\$6.05
Non-Potable Water	\$3.82	3.5%	\$3.95

# 2023 Sewer Rate Changes – Inside City

Customer Class	Existing Rate/kgal	% Increase	Proposed Rate/kgal
Single Family	\$3.45	18.0%	\$4.03
Multi-Family	\$3.46	18.0%	\$4.08
Commercial 1	\$3.48	18.0%	\$4.10
Commercial 2	\$4.85	18.0%	\$5.72
Commercial 3	\$6.21	18.0%	\$7.33
Commercial 4	\$7.58	18.0%	\$8.95
Commercial 5	\$8.97	18.0%	\$10.58

- Monthly service charge increase to \$16.70 from \$14.00 ( + \$2.70 )

# 2023 Sewer Rate Changes – Industrial

Customer Class	Existing Rate/kgal	% Increase	Proposed Rate/kgal
Industrial SIC 2013	\$16.54	35.0%	\$22.34
Industrial SIC 2034	\$5.12	45.0%	\$7.44
Industrial SIC 2047	\$14.35	35.0%	\$19.38
Industrial SIC 2873	\$35.42	35.0%	\$47.90
Industrial SIC 4212	\$3.40	0%	\$3.40
Industrial SIC 5169	\$3.47	12.0%	\$3.88
Industrial SIC 7218	\$8.10	30.0%	\$10.54
Industrial SIC 7542	\$5.40	51.0%	\$8.16

# 2023 Monthly Residential Bill Estimate

	Service Charge	Average Volume (kgal)	Volume Charge	Bill Total
Annual Average Water	\$17.50	10.0	\$55.26	\$72.76
Summer Water	\$17.50	21.5	\$125.95	\$143.45
Winter Water	\$17.50	3.9	\$21.02	\$38.52
Sewer	\$16.70	3.9	\$15.47	\$32.17

- 2023 Water Service Charge: \$17.50 (no change from 2022)
- 2023 Sewer Service Charge: \$16.70 (\$2.70 increase from 2022)



# 2023 Monthly Residential Bill Estimate

Average Bill	2022	2023	Change	Percent Change
Water	\$70.93	\$72.76	+ \$1.83	2.5%
Sewer	\$27.46	\$32.17	+ \$4.71	18.0%
<b>Total W&amp;S</b>	<b>\$98.39</b>	<b>\$104.93</b>	<b>+ \$6.54</b>	<b>7.0%</b>

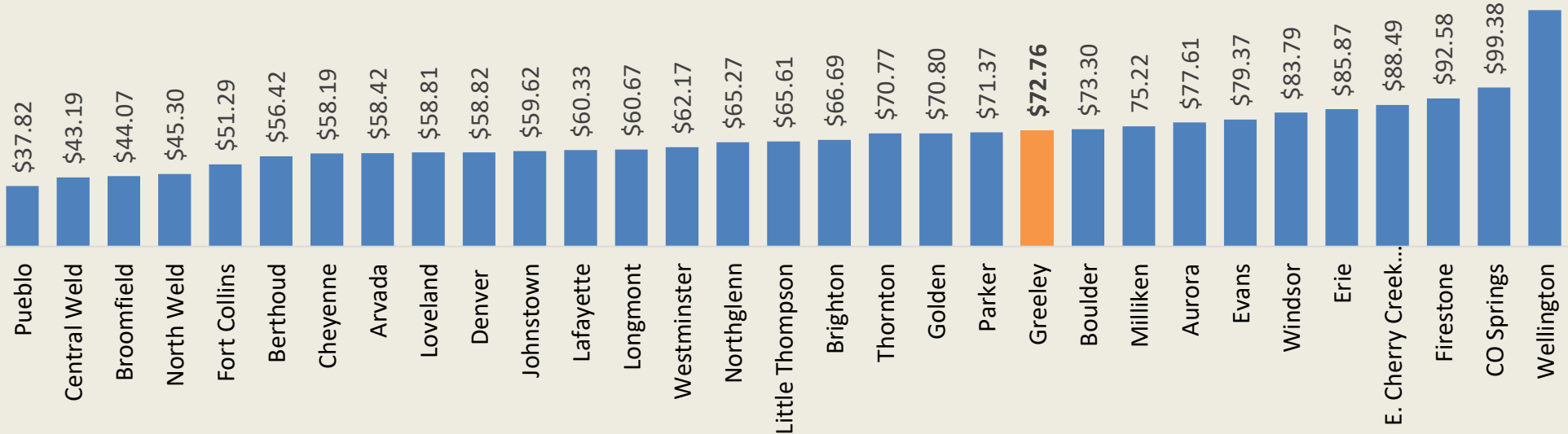
Stormwater	\$11.84	\$13.97	+ \$2.13	18.0%
<b>Total Utility Bill</b>	<b>\$110.23</b>	<b>\$118.90</b>	<b>+ \$8.67</b>	<b>8.0%</b>

- 2023 Water Service Charge: \$17.50 (no increase from 2022)
- 2023 Sewer Service Charge: \$16.70 (\$2.70 increase from 2022)



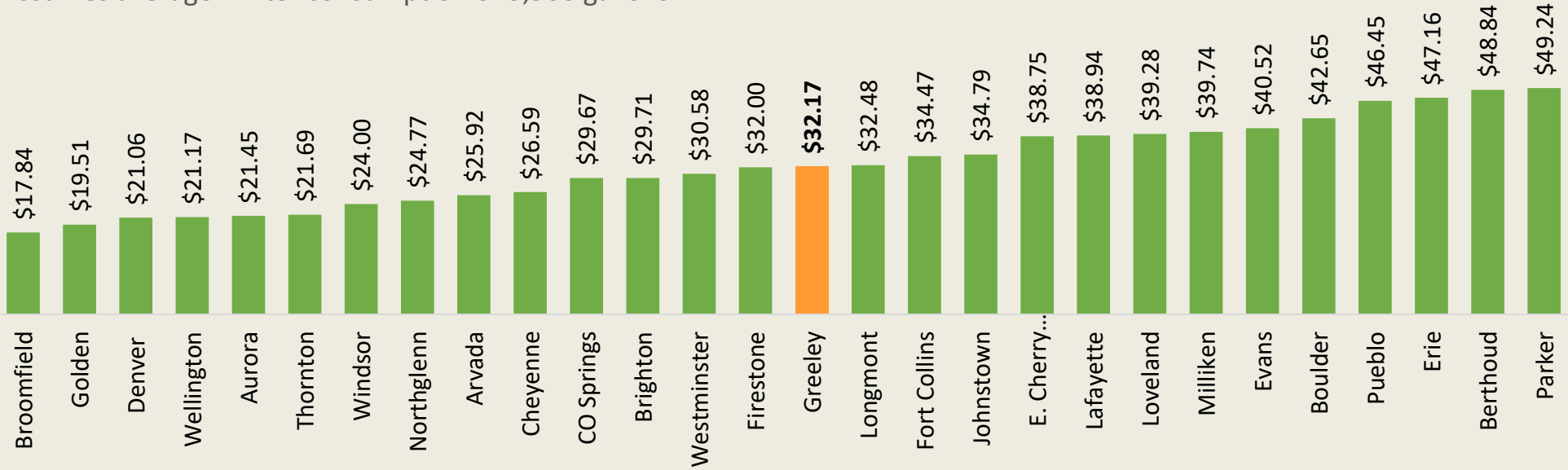
# 2023 Single Family Monthly Water Bill Comparison

Assumes water use of 10,000 gallons per month



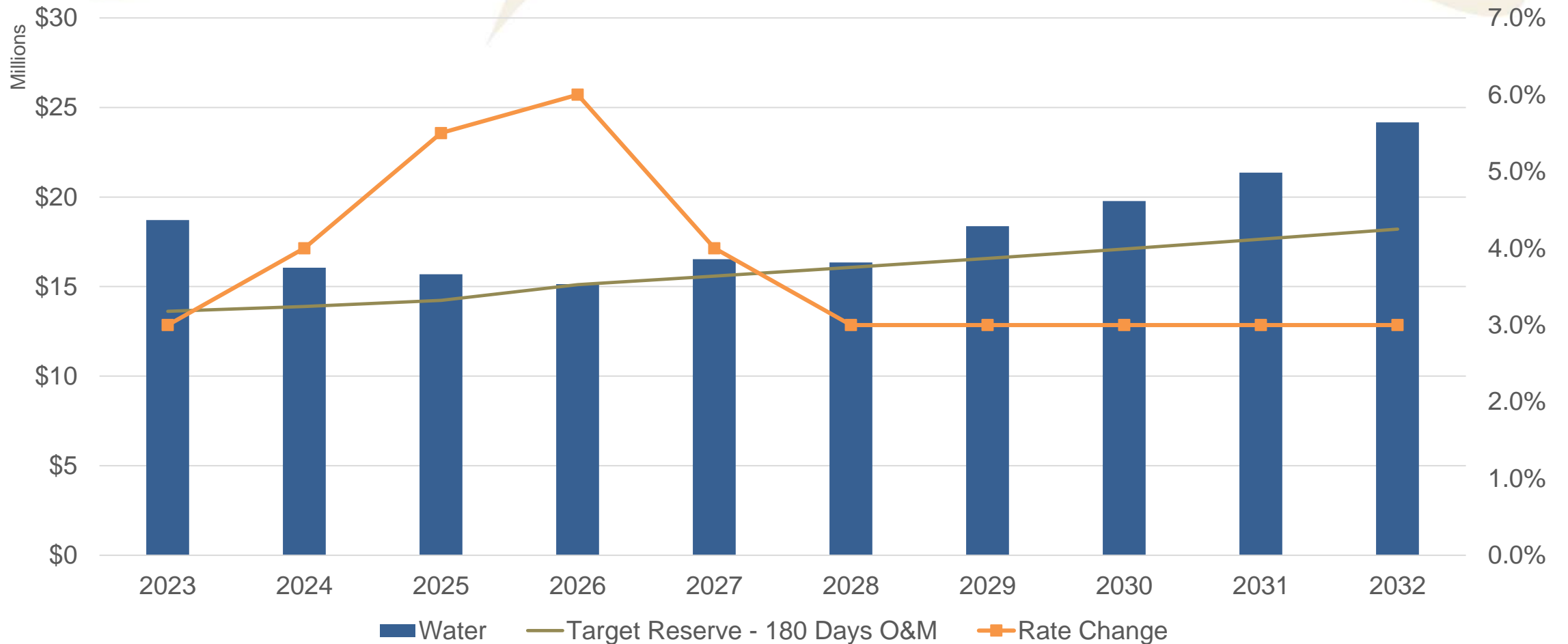
# 2023 Single Family Monthly Sewer Bill Comparison

Assumes average winter consumption of 3,900 gallons

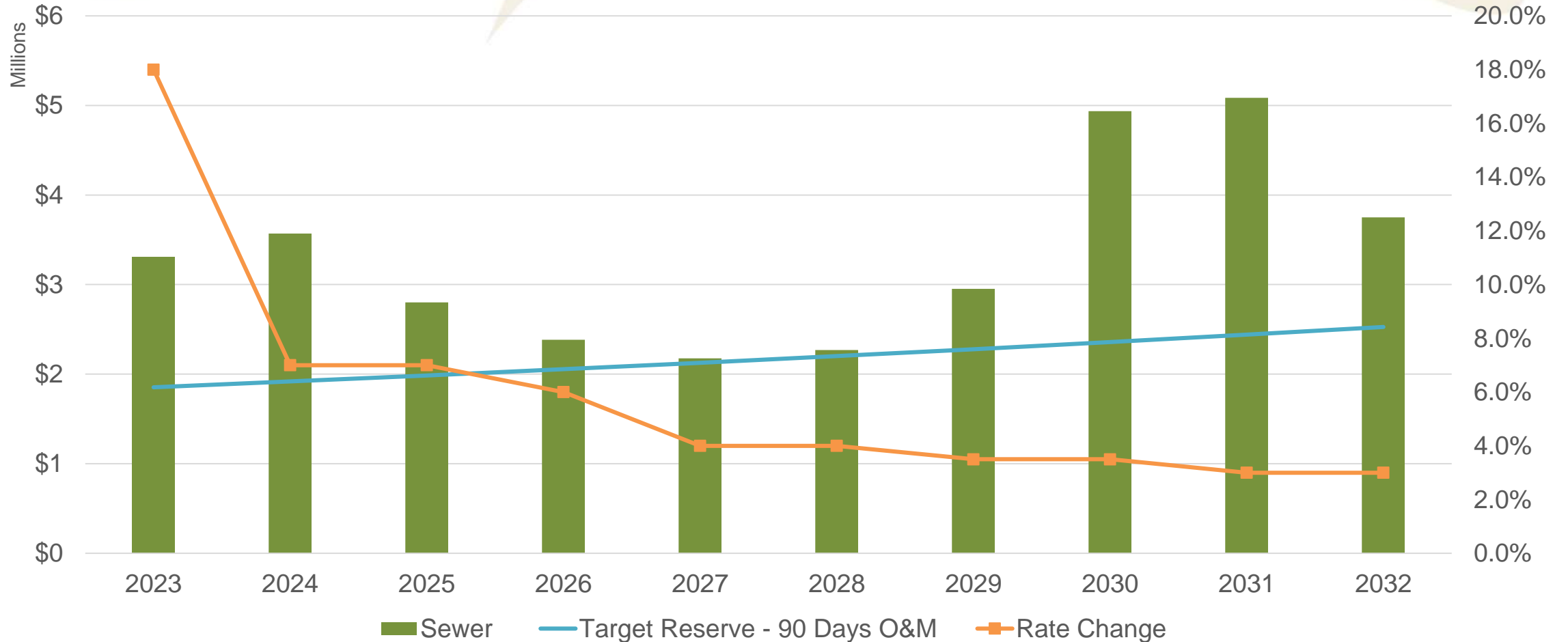




# Projected Water Rate Increases & Operating Fund Balances

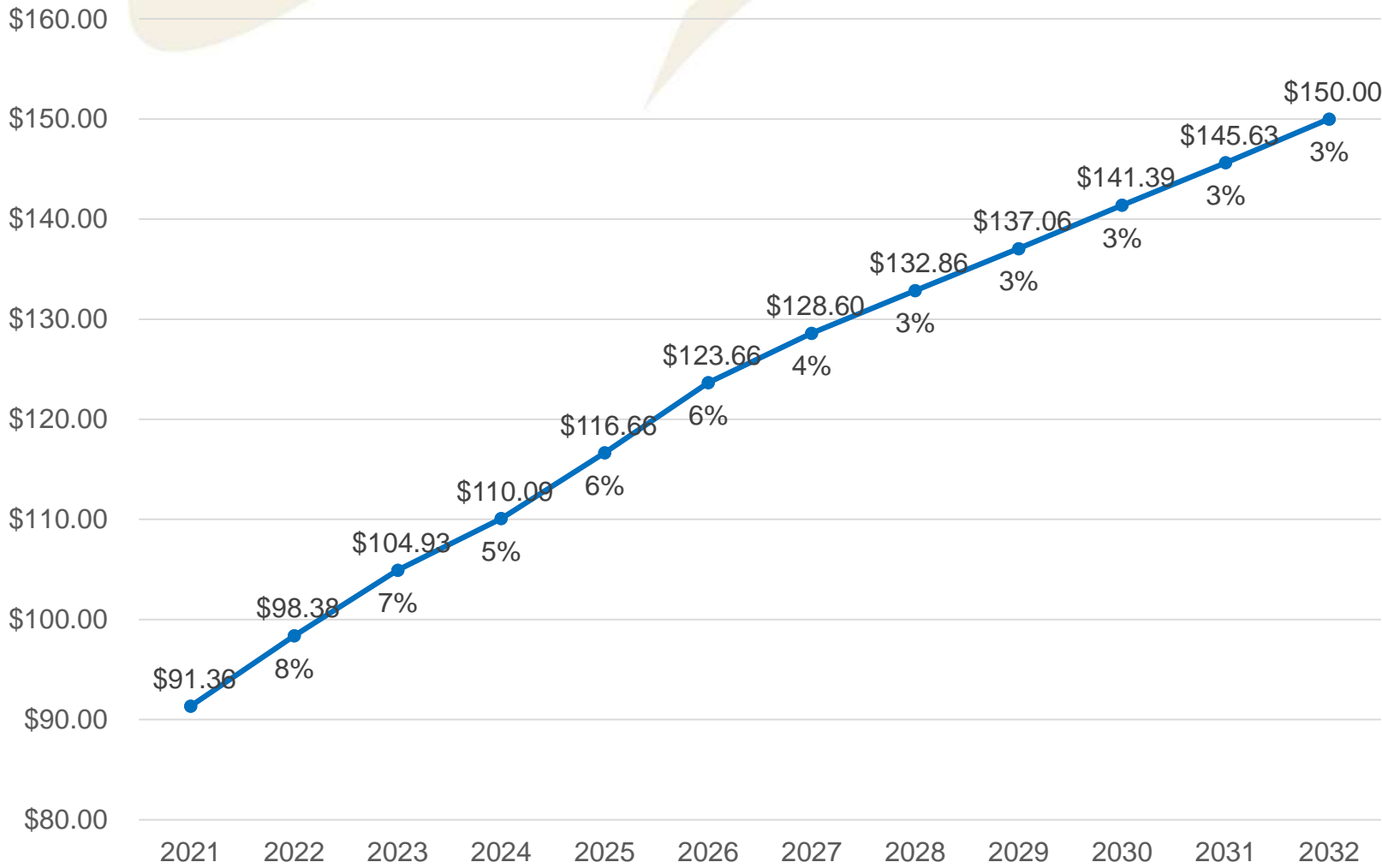


# Projected Sewer Rate Increases & Operating Fund Balances



# Projected Residential Water and Sewer Monthly Bill

Single Family Projected Monthly Combined Bill  
Assumes 10,000 gallons monthly water use and 3,900 gallons average winter consumption.



Effective rate increase for the bill is shown.

Annual Percentage Rate Increases over the next 10 years:

- Water: 4.4%
- Sewer: 7.5%
- W&S Combined: 5.3%



# Plant Investment Fees – 3/4” Tap

	2022	2023
Water	\$11,200	\$12,100
Sewer	\$6,800	\$6,900
<b>Total</b>	<b>\$18,000</b>	<b>\$19,000</b>



# Cash-in-Lieu

## 2022 Summary

- YTD Raw Water Sales: \$3,077,572
- Taps that paid cash-in-lieu: 225
- Volume of Water Sold: 97.42 AF

2022 Cash-in-lieu Fee		
Water Portfolio Value	Storage Cost	New Fee per Ac-Ft
\$37,000	\$7,000	\$44,000

\*Note that some of the taps that have purchased raw water in 2022 had a reduced CIL rate through agreements with the City.



# Thank You

Water & Sewer Board | December 14, 2022

