

# City Manager's Recommended 2023 Budget

September 13, 2022

*Work Session*



# 2023 Budget Development Principles

## Constant Principles



Balanced  
Budget



Healthy  
Reserves

## 2023 CMO Principles



Eliminate Single  
Point of Failures

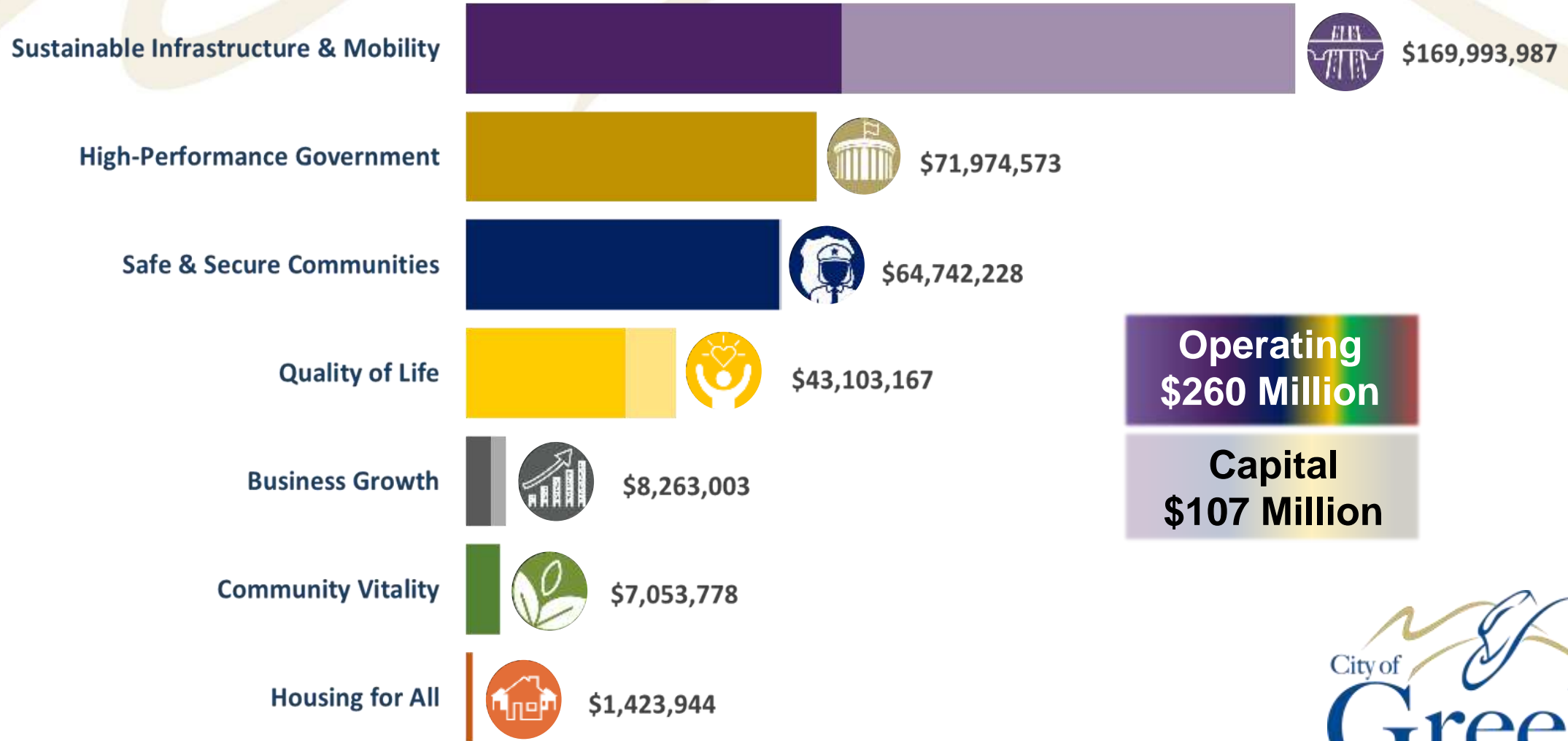


Align With City's Vision  
and Key Focus Areas



Strategic  
Foresight

# 2023 Budget Council Priorities



# 2023 Budget Highlights

- **\$367M one year budget**
  - \$260M operating
  - \$107M capital
- **\$42M new funding**
  - \$20M | ongoing requests
  - \$22M | onetime requests

## FAVORABLE BUDGET FACTORS

- Revenue Trends Mostly Returned to pre-covid levels
- 15% Increase in Sales Tax Revenue 2021 to 2023 (\$11.4M)
- New Construction continues to have positive impact on revenues
- City has continued investments that are critical to Greeley's growth
- Reserves are fully funded now and in future
- Forecasting ~\$12.5M carryover funds from 2022

## CHALLENGES AHEAD

- Uncertainty of inflationary pressures
- Rising Cost of Supplies and Services
- Early indications of economic slowdown



# 2023 Budget Council Timeline



# Questions



# Public Safety Fire & Police

## 2023 Budget Overview



# Council Priority – Safe and Secure Communities

## Public safety budgets focused on:

- Maximizing safety and security of our community
- Prepare for future growth – strategic services, programs and staffing
- Foster trust in public safety
- Enhance partnerships/relationships with community through outreach and community engagement
- Continued investments in training





# Operational Highlights



- **Union Contract Increases (\$1.5M)**
- **Authorize over-hiring for operational staffing (Full time)**
- **County Dispatch Upgrades (\$200k)**
- **22% increase to Humane Society Contract**
- **Operational Department Assessments**
- **Recruitment and retention strategies (citywide)**



# Capital Highlights



✓ New Explosive Device  
Response Vehicle

ü Full Radio Replacements Fire

ü New Fire Hazardous Material  
Identification Tool

# Questions





## **Greeley Water and Sewer Department 2023 Budget Overview**

# **Council Priority – Sustainable Infrastructure & Mobility**

**W&S budgets developed to protect human health, meet all regulatory requirements, and provide great service to our citizens**

- Strategic investments to ensure resiliency
- Replace aging assets and meet new environmental regulations
- Staffing investments to meet operational needs for Greeley's extensive infrastructure







# 2023 Budget Trends & Highlights

## Inflation impacts across almost all budgets

- Sewer fund CIP primarily regulatory driven at the Wastewater Treatment and Reclamation Facility (mandatory Reg. 85 compliance)
- Reduced Water Enterprise CIP to offset

## Increasing level of service for customers

- Advanced metering infrastructure (AMI)
- Utility billing transitioning to W&S to align communication between operations and customer service staff
- Asset Management
- Lead service line removal



# Summary of Strategic Budget Increases

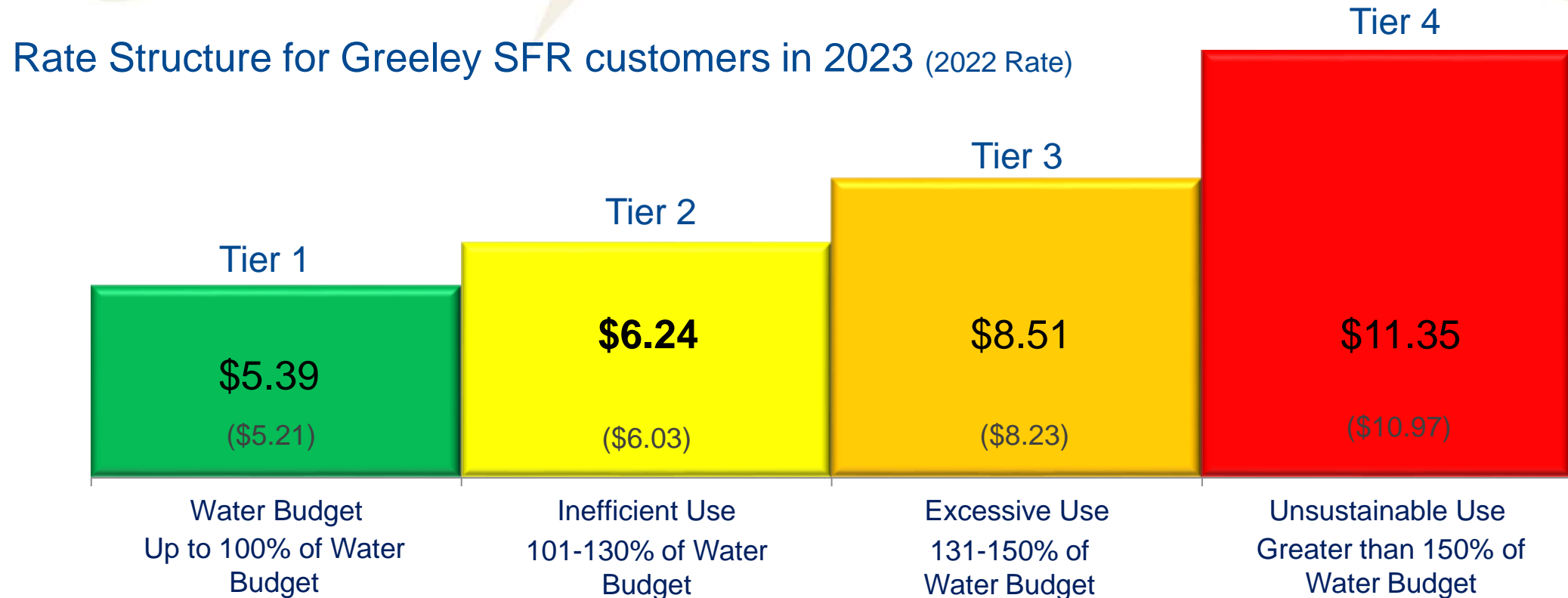
## ***Operations & Maintenance, Staffing and Increased Customer Service***

- Greeley's water and sewer systems growing
  - Infrastructure projects rehabilitate assets and extend service
  - Water treatment and transmission resiliency projects
  - Additional operations and maintenance staff
  - Maintain service level and increase preventative maintenance
- New Utility Billing staffing and resources
- Inflationary increases for operations
  - Treatment chemicals, power, fuel, repair parts, etc.





# Residential Water Budget Rate Structure



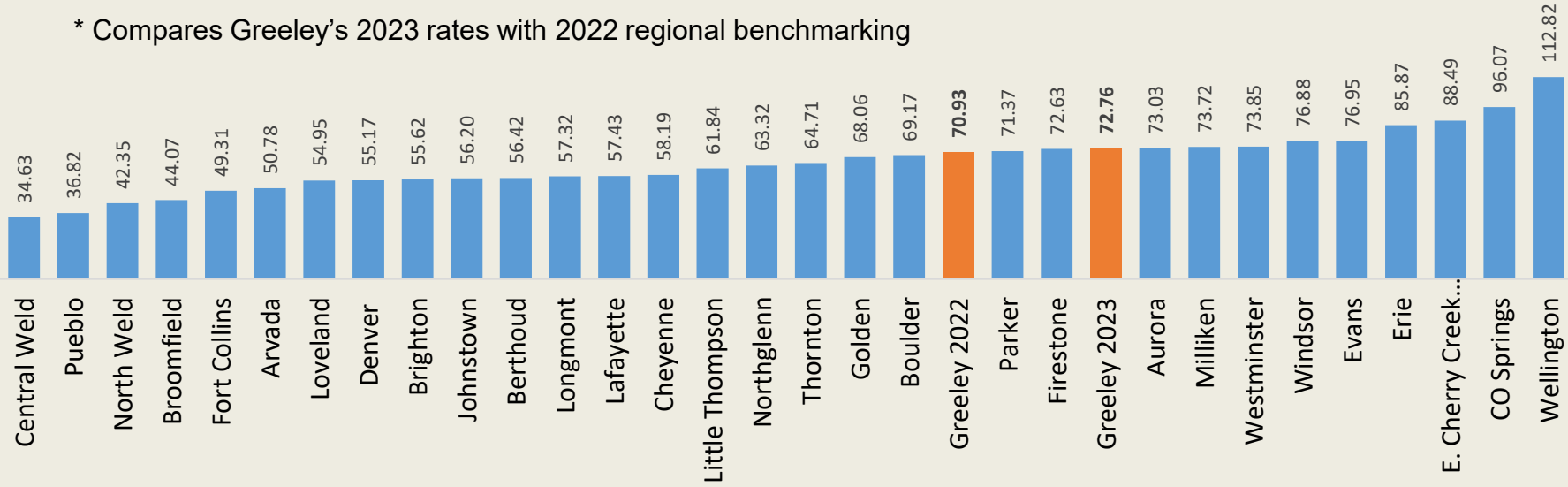
- Uniform rate is \$5.64 for customers not on water budget (up from \$5.46)
- Monthly service charge is \$17.50 (no change from 2022)



## Single Family Monthly Water Bill Comparison

Assumes water use of 10,000 gallons per month

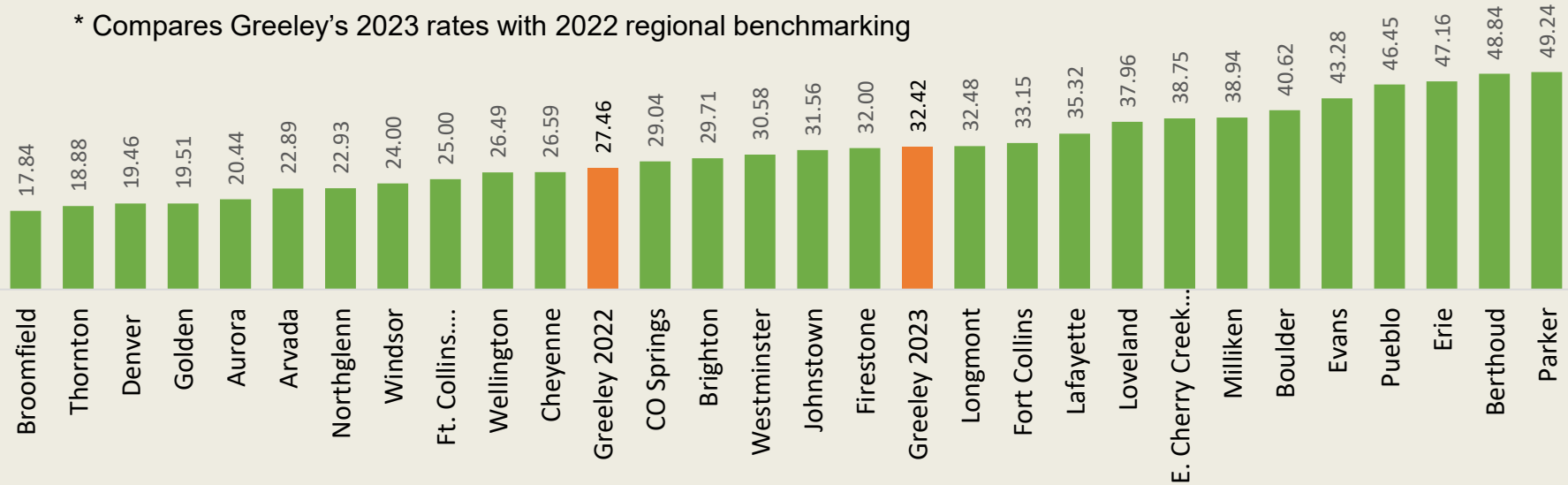
\* Compares Greeley's 2023 rates with 2022 regional benchmarking



## Single Family Monthly Sewer Bill Comparison

Assumes 3,900 gallons average winter consumption

\* Compares Greeley's 2023 rates with 2022 regional benchmarking



# Questions



# 2023 Water & Sewer Rate Changes

Water Customer	Existing Rate/kgal	% Increase	Proposed Rate/kgal
Inside Residential	Varies by Tier	2.5%	Varies by Tier
Inside Commercial	\$5.45	2.5%	\$5.60
Inside Industrial	\$4.28	5.5%	\$4.52

Sewer Customer	Existing Rate/kgal	% Increase	Proposed Rate/kgal
Single Family	\$3.45	18.0%	\$4.03
Multi-Family	\$3.46	18.0%	\$4.08
Commercial 1	\$3.48	18.0%	\$4.10
Commercial 2	\$4.85	18.0%	\$5.72
Commercial 3	\$6.21	18.0%	\$7.33
Commercial 4	\$7.58	18.0%	\$8.95
Commercial 5	\$8.97	18.0%	\$10.58

# Sales & Use Tax Revenue Growth Rates

## General Sales and Use Taxes

