

Greeley's Public Safety Picture



Police Department Goals

- Improve traffic safety
- Pursue violent offenders
- Continue working with human service organizations to address public safety impacts of homelessness and mental health
- Provide excellent police service
- Recruit and retain the best



2021/2022 Interim Priorities

- Mental Health & Homelessness
- Body-Camera Program Upgrades
- Employee Mental Health
- Recruitment/Retention
- Reducing Part I Crimes



Mental Health & Homelessness

- Work with City Manager's Office and other city departments on a response to homelessness issues
- Entered into an agreement with North Range Behavioral Health to provide two additional co-responders
- Increased number and availability of co-responders to respond to calls involving mental health
- Co-responders have the ability to do follow-up with citizens suffering mental health issues to reduce the number of 911 calls and reduce the risk of injury to citizens and officers

Body Worn Cameras

2021

- Total Cameras in Use - 197
- Video Uploads – 108,749
- Average Uploads Per Day – 298
- Release Requests Received – 91
- DA Requests Received 3,914
- Videos in Storage – 254,382



Employee Mental Health

- Met with different segments of the organization to identify needs to address employee mental health
- Negotiated contract with department psychologist (Brower Associates)
- Required family night onboarding for new employees and their significant other
- Now offer up to three counseling sessions annually with department psychologist for on-duty incidents
- This is in addition to psychological services offered as a result of critical incidents




Recruitment/Retention

- Non-sworn – fully staffed
- Sworn – 157 allocated, currently 149
- 4 cadets attending 2022 Spring Police Academy at Front Range Community College
- Worked with the civil service commission to change the process on how we recruit certified officers – open process
- Focus on local recruitment (UNC, Aims, District 6)
- Internal process for Sergeant and Commander promotions

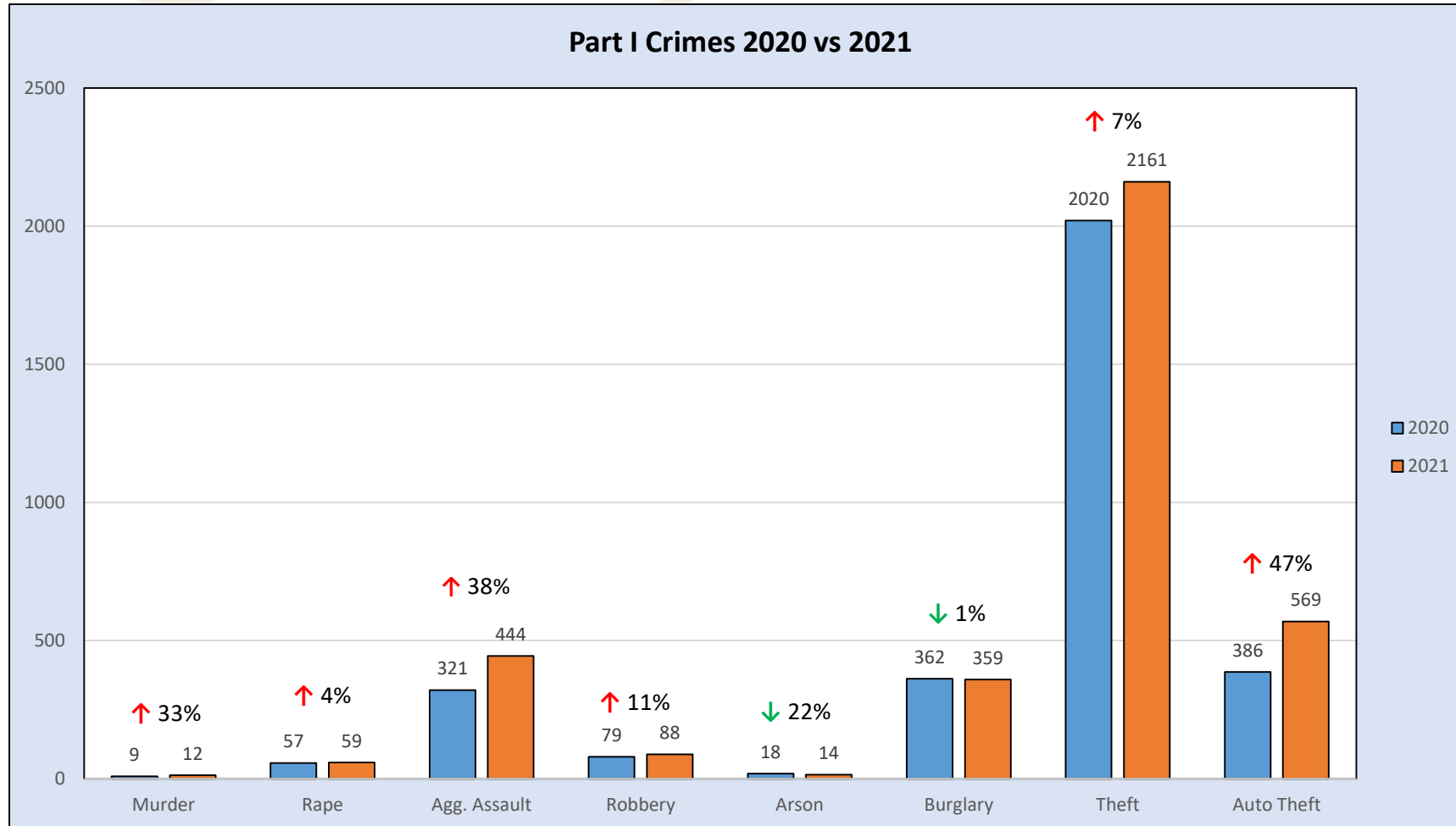


Demographic Profile of Sworn Staff

A decorative wavy line in a light tan color, starting from the left side of the table, arching over the first two rows, dipping under the third row, arching over the fourth row, and ending on the right side of the table.

• 07/21/16	144 sworn	5% female	10% non-white
• 10/16/17	150 sworn	8% female	9% non-white
• 01/03/19	153 sworn	8% female	10% non-white
• 12/10/20	154 sworn	9% female	14% non-white
• 12/23/21	153 sworn	10% female	14% non-white

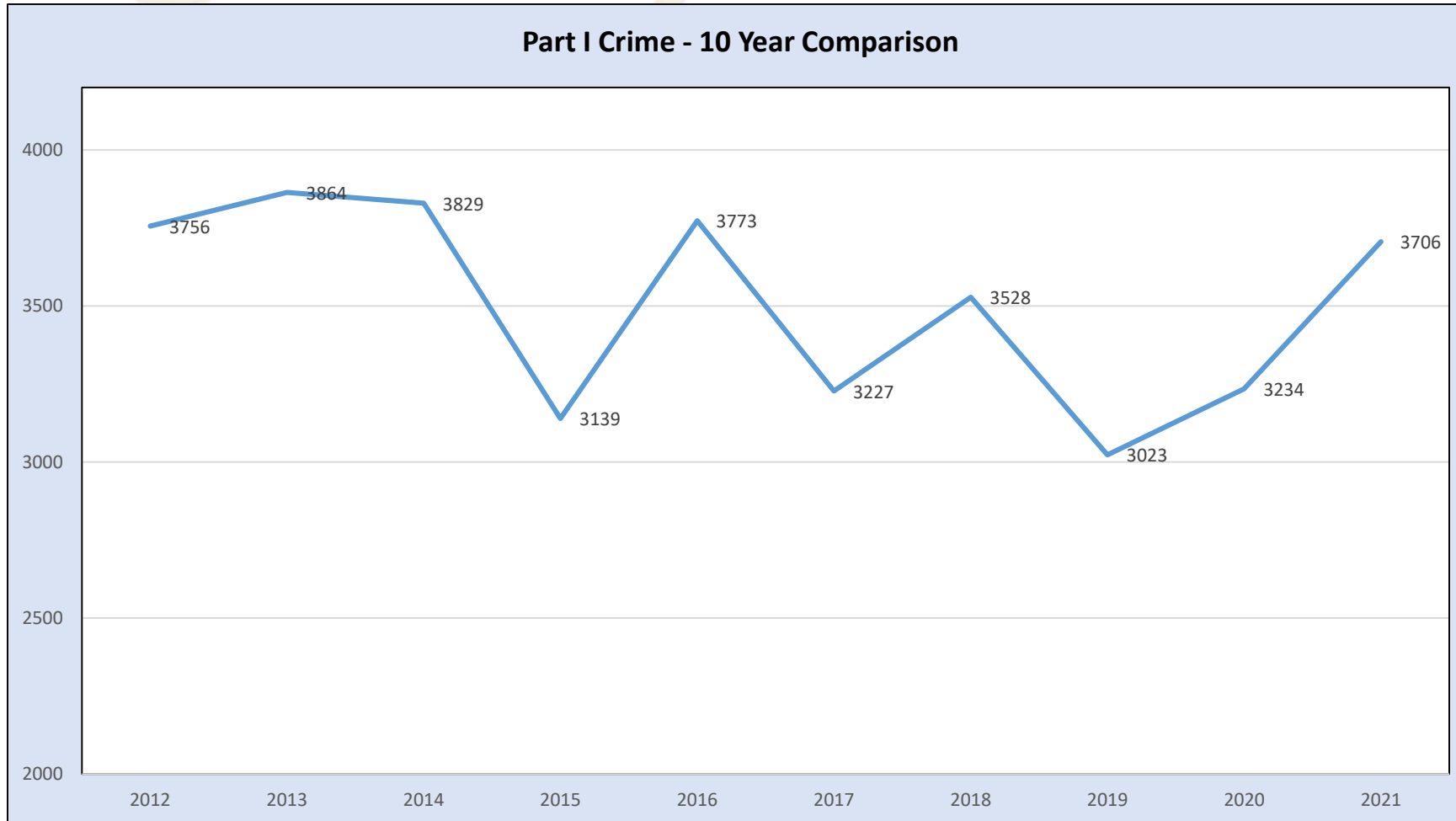
Part I Crimes: 2020 vs. 2021



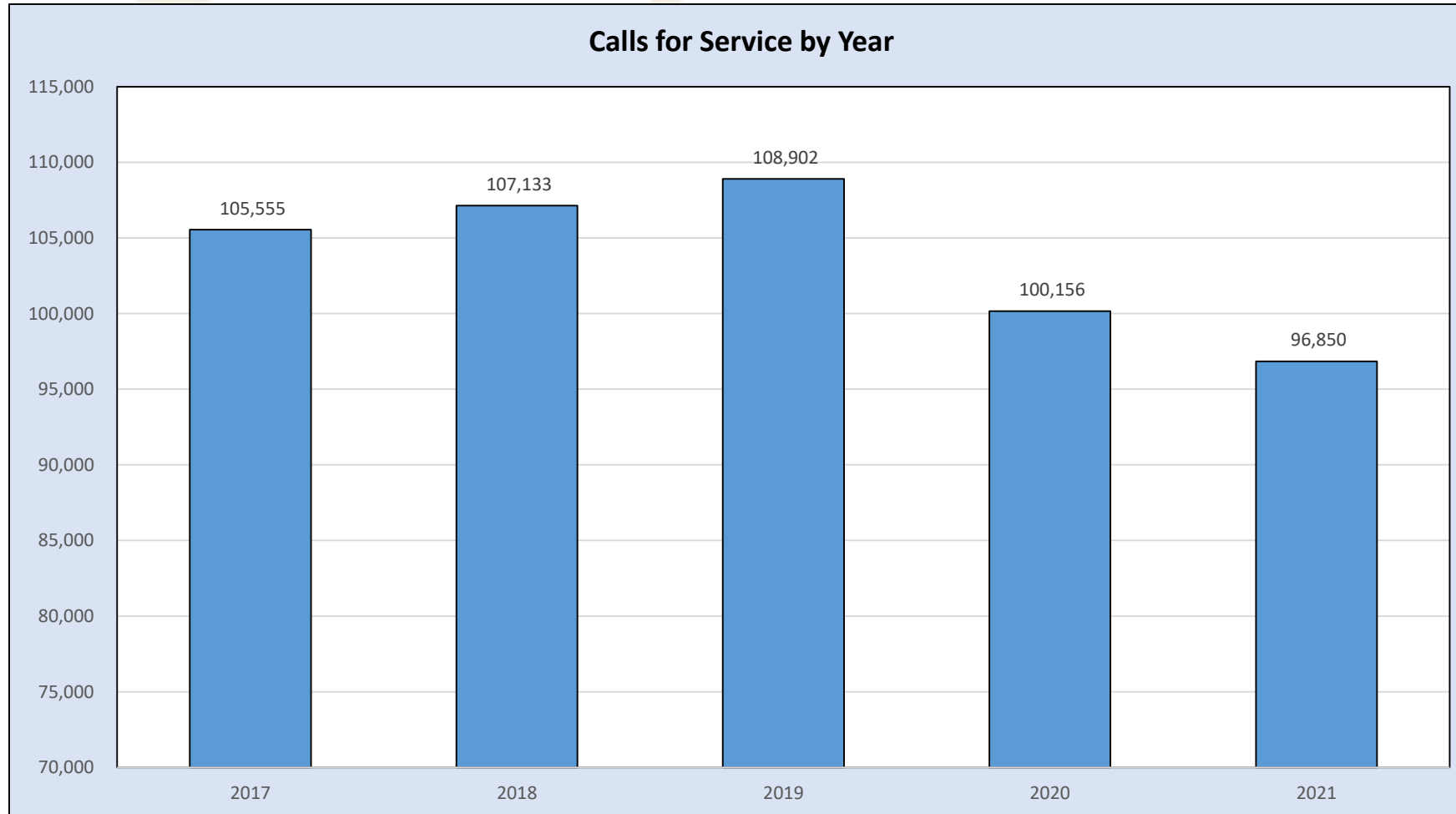
- 14.6% increase from 2020 to 2021
- 7.0% increase from 2019 to 2020



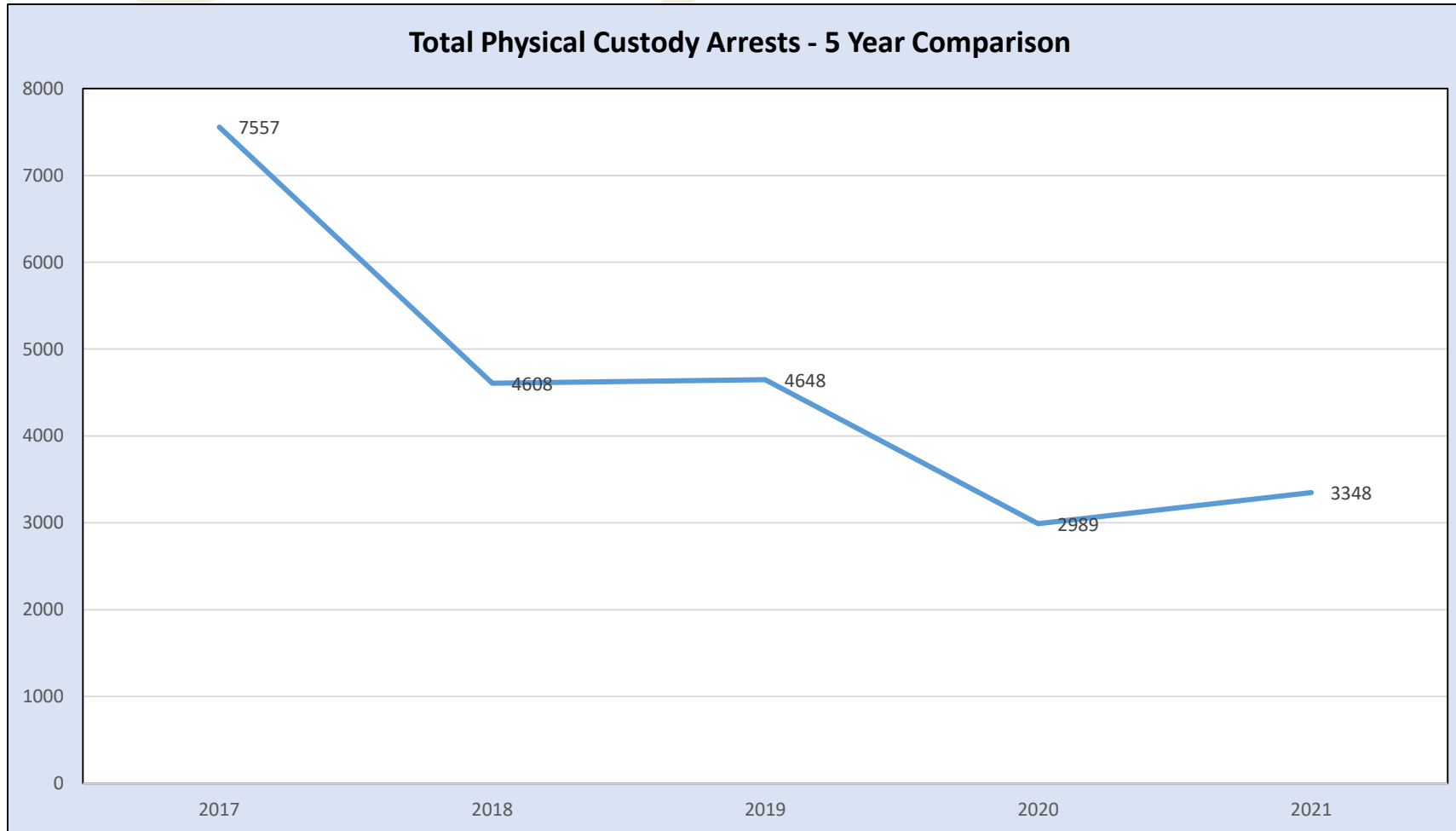
Part I Crimes: 10 Year Comparison



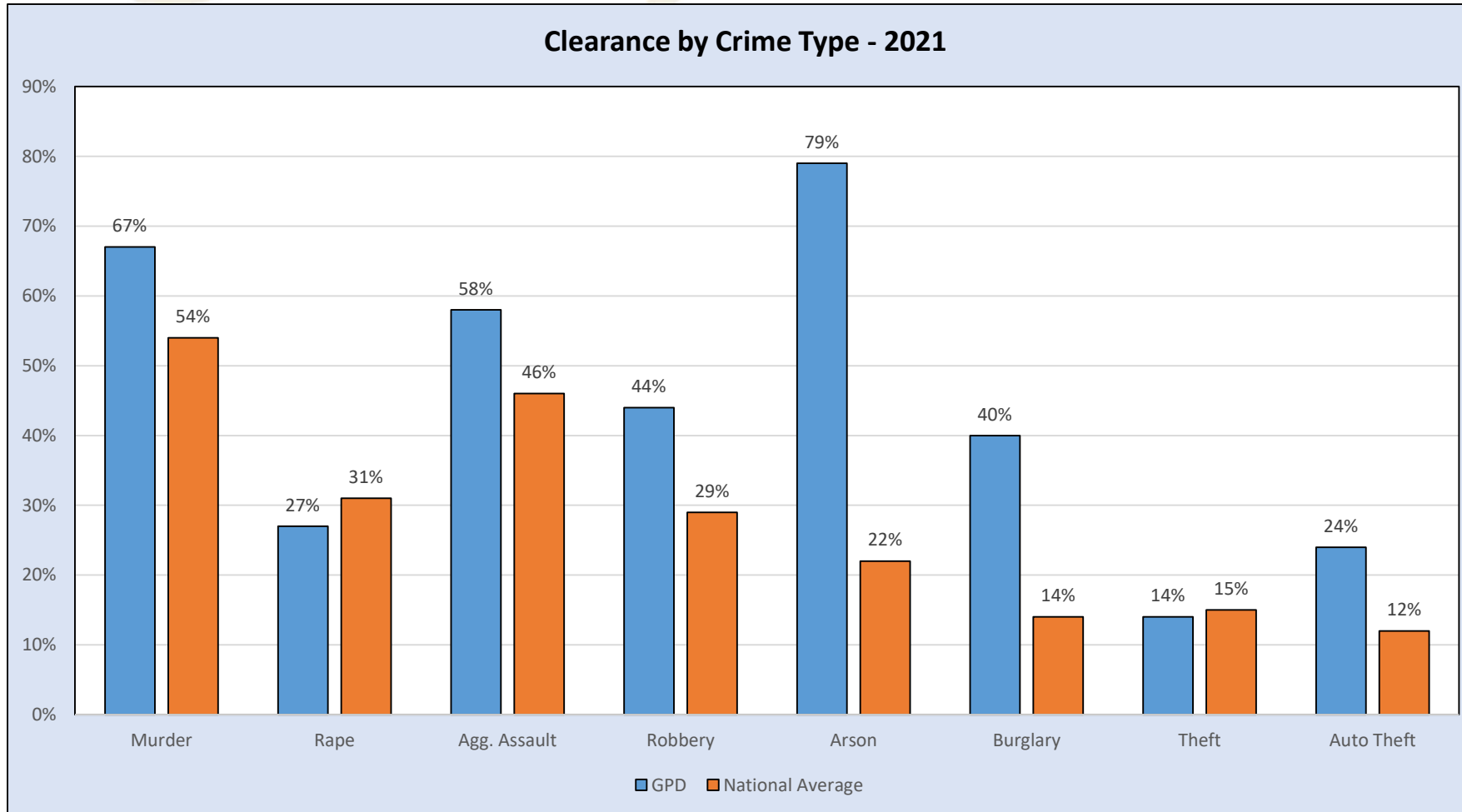
Calls for Service: 5 Year Trend



Total Arrests: 5 Year Comparison



Part I Crime Clearances: 2021*

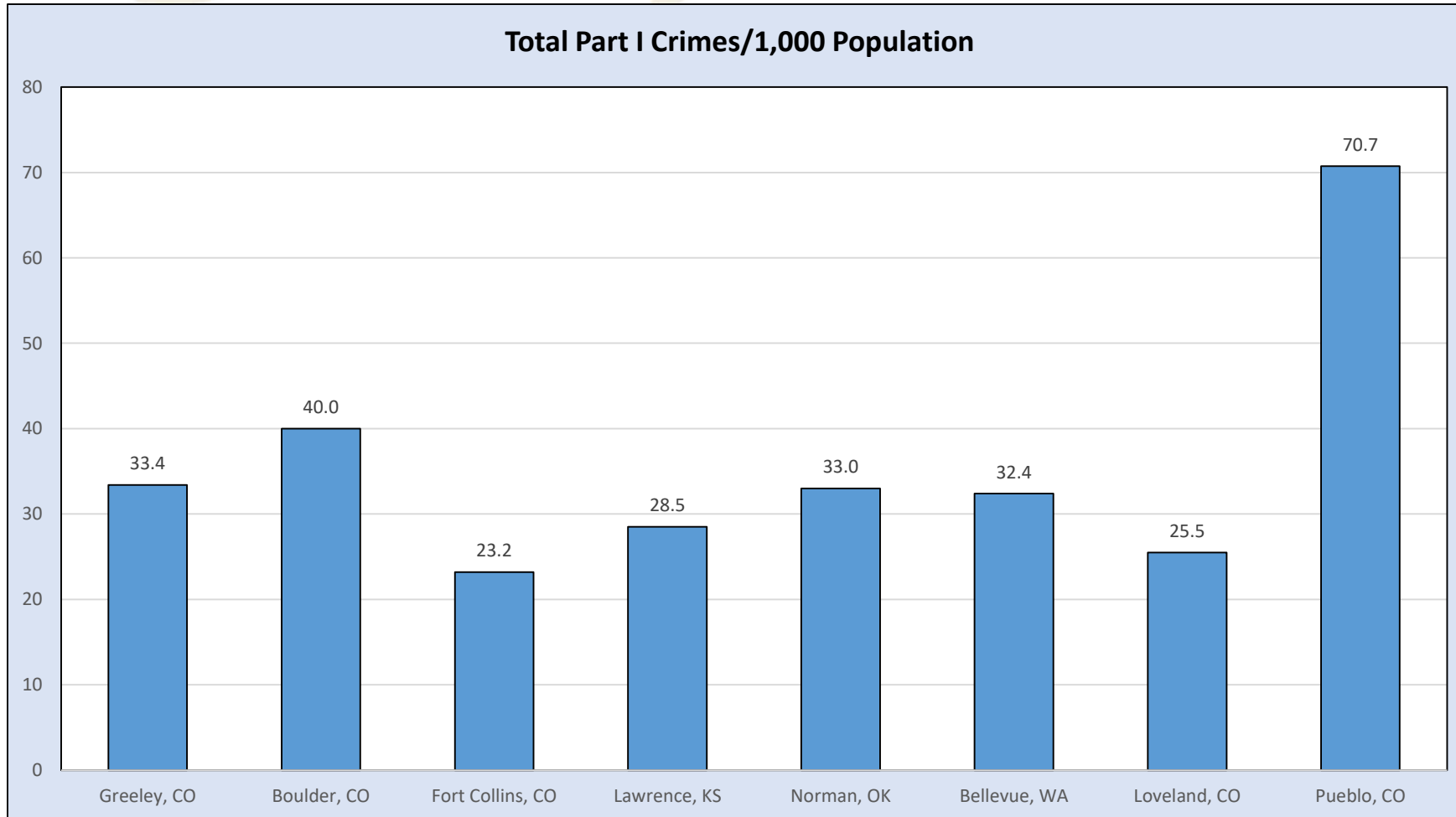


Clearance and exceptional clearance is defined as an actual arrest of a suspect, a citation issued, death of the offender, VFTP, DA declined, extradition declined, or no arrest juvenile (under the age of 11)



*The national average reflects the clearance rate for 2020, as data for 2021 is not yet available

Comparison Cities*: 2021 Part I Crimes Rates



*Data for benchmark cities outside of Colorado reflects 2020 data, as 2021 data is not yet available



Traffic Accidents and Enforcement

2021 Monthly Traffic Statistic Comparison

	Jan	Feb	Mar	Apr	May	Jun	Jul	Aug	Sep	Oct	Nov	Dec	Total
ZZ - TA	105	95	107	101	105	111	95	117	142	155	123	125	1,381
ZZ - TADUI	5	7	6	10	14	10	9	8	13	10	7	12	111
ZZ - TAF	0	0	0	0	0	0	0	1	0	0	1	0	2
ZZ - TAHR	48	43	40	40	53	65	62	55	52	66	50	51	625
ZZ - TAI	5	2	7	6	8	11	15	13	13	10	13	11	114
Total	163	147	160	157	180	197	181	194	220	241	194	199	2,233

Traffic Stops	2,275	1,912	2,423	2,134	2,066	1,344	1,756	2,805	2,416	1,902	1,575	1,344	23,952
Citations	1,495	1,156	1,465	1,288	1,360	903	1,219	2,150	1,944	1,589	1,299	1,077	16,945
DUI Arrests	20	18	27	27	33	25	25	31	23	22	23	24	298

TA - Traffic Accident
 TADUI - DUI Traffic Accident
 TAF - Traffic Accident Fatality
 TAHR - Traffic Accident Hit and Run
 TAI - Injury Traffic Accident



Data Driven Approaches to Crime and Traffic Safety

- The police department has been using a strategy called DDACTs for about six years. DDACTs shifts police focus to areas of a city with significant crime and traffic accidents.

Proactive Measures

- December 2021 – Stakeholder engagement, social media, fliers, meeting with citizen groups
- January 2022 – Dedicate proactive patrol resources to saturate the identified areas
 - High visibility, traffic contacts, large police presence
- Ongoing – collect and process data, analyze, re-evaluate



Questions

