


Water and Sewer 2024 Budget Overview



May 2023



Budget Story

- Largest municipal water utility in Weld County and growing
 - 2024 Budget is being developed with four focus areas:
 - Daily operations and protection of existing infrastructure
 - Customer service
 - Regulatory compliance and public health
 - Capital investments to refurbish existing facilities and extend infrastructure

Budget Story - Operations

- Large system footprint and complexity for a city the size of Greeley
 - Staffing investments
 - Operational staff for system growth
 - Some teams have not grown in 20+ years
 - Better system maintenance
 - Expand in-house construction ability
 - Automation
- System protection – infrastructure and water rights
- Optimize system for operational effectiveness



Budget Story – Customer Service

- Utility Billing and metering investments
 - Staffing
 - New Utility Billing Customer Information System (CIS)
 - Current system is 30 years old
 - AMI – Metering accuracy and transparency
- Communication
 - Key account program
 - Coordination with Communication and Engagement Dept
- Customer ability to pay issues
 - Assistance program
 - Conservation
 - Rates




Budget Story – Regulatory Compliance

- Wastewater treatment investments
- Water quality
 - Lead and Copper Rule Revision
 - Cross connection control
 - Industrial pretreatment
 - Source water
- Water rights defense



Budget Story – Capital

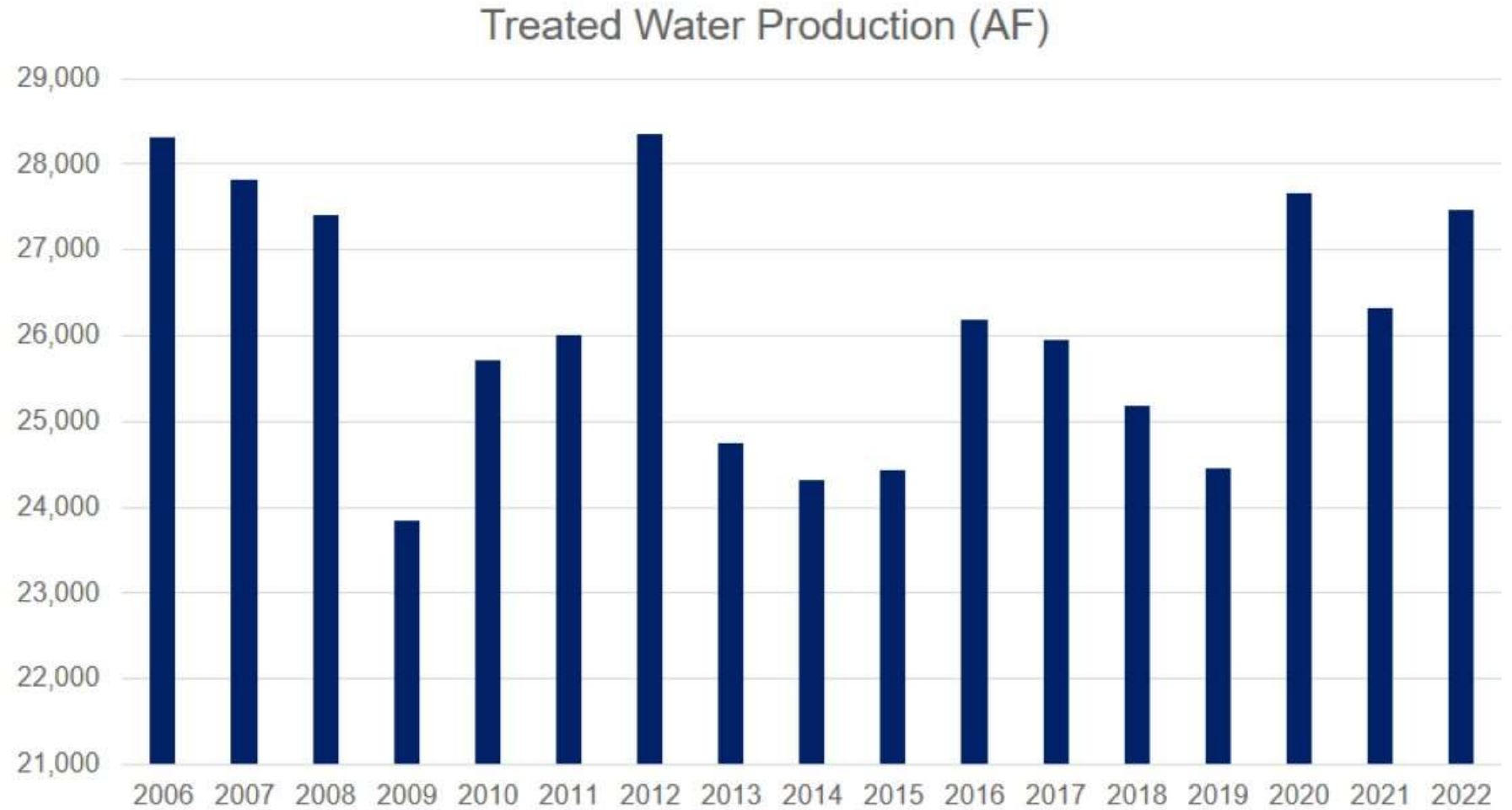
- Replacement/Rehabilitation needs
 - Asset management
- Strategic expansion
- Water rights
- Planning



Budget Development Background

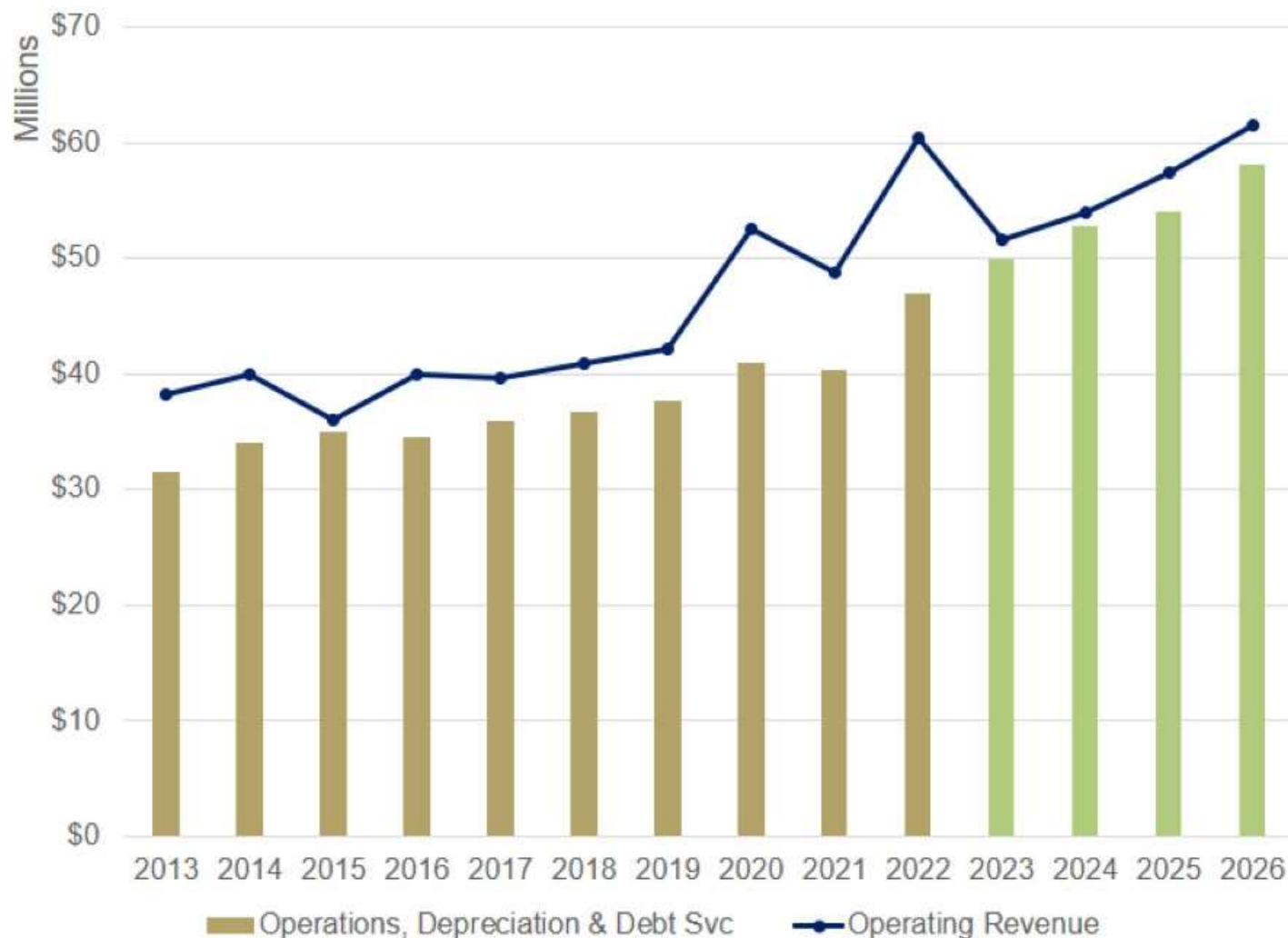


Annual Treated Water Production



Water Operations Financial Overview

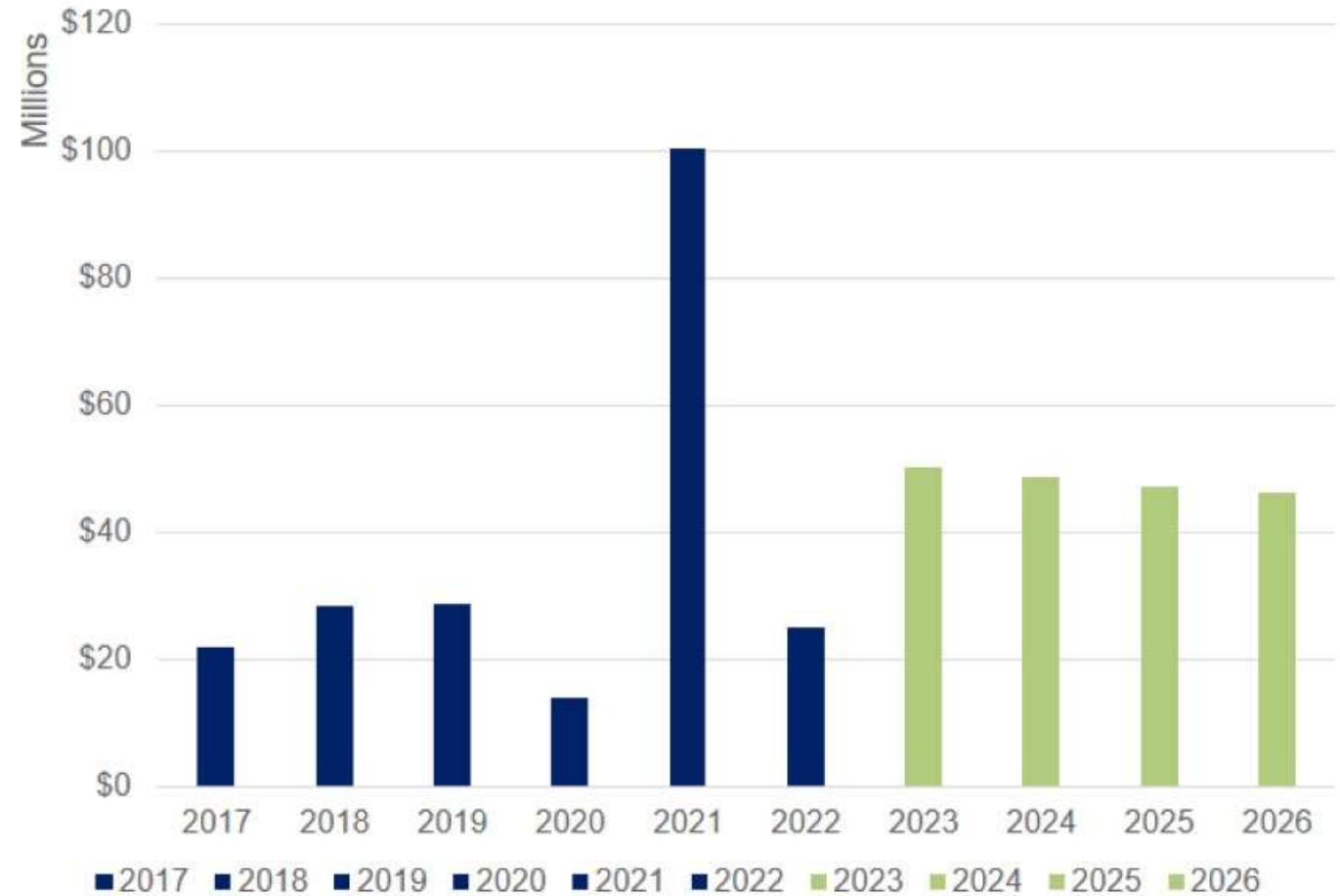
	Operating Revenue	Operations, Depreciation & Debt Svc
2013	38,238,419	31,613,280
2014	39,889,553	34,041,080
2015	36,052,172	35,033,241
2016	39,948,336	34,590,830
2017	39,634,117	35,966,615
2018	40,863,941	36,723,277
2019	42,086,422	37,719,770
2020	52,502,894	41,016,366
2021	48,720,440	40,304,429
2022	60,318,677	46,979,438
2023	51,620,334	49,997,457
2024	54,003,974	52,785,610
2025	57,427,902	54,061,839
2026	61,432,527	58,124,256



Water Capital Financial Overview

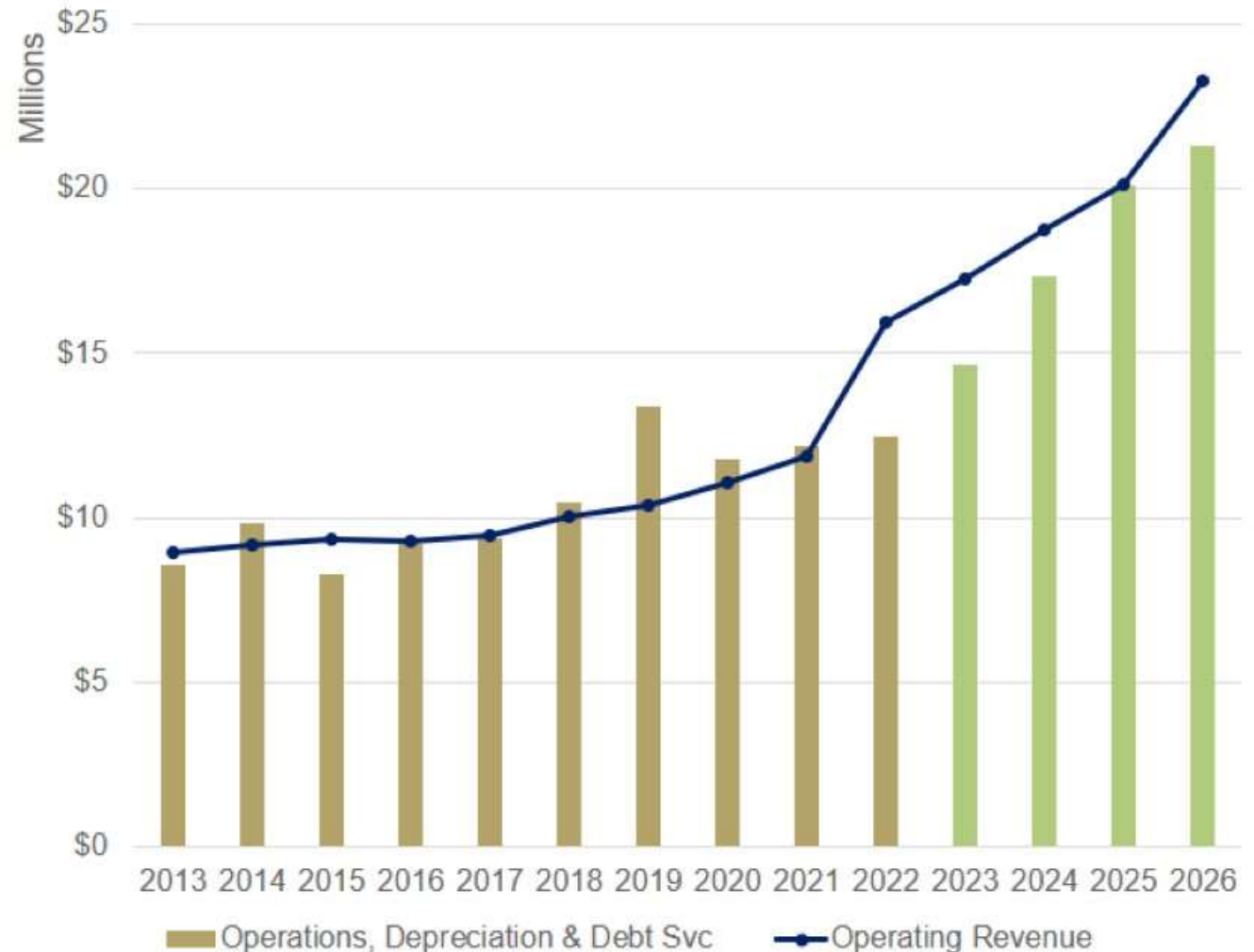
	Capital Expenditure
2017	21,762,543
2018	28,517,444
2019	28,569,394
2020	14,058,871
2021	100,516,476
2022	24,877,835
2023	50,232,327
2024	48,603,695
2025	47,309,137
2026	46,351,765

2021: \$60.5M reflects Greeley's contribution to Chimney Hollow Reservoir



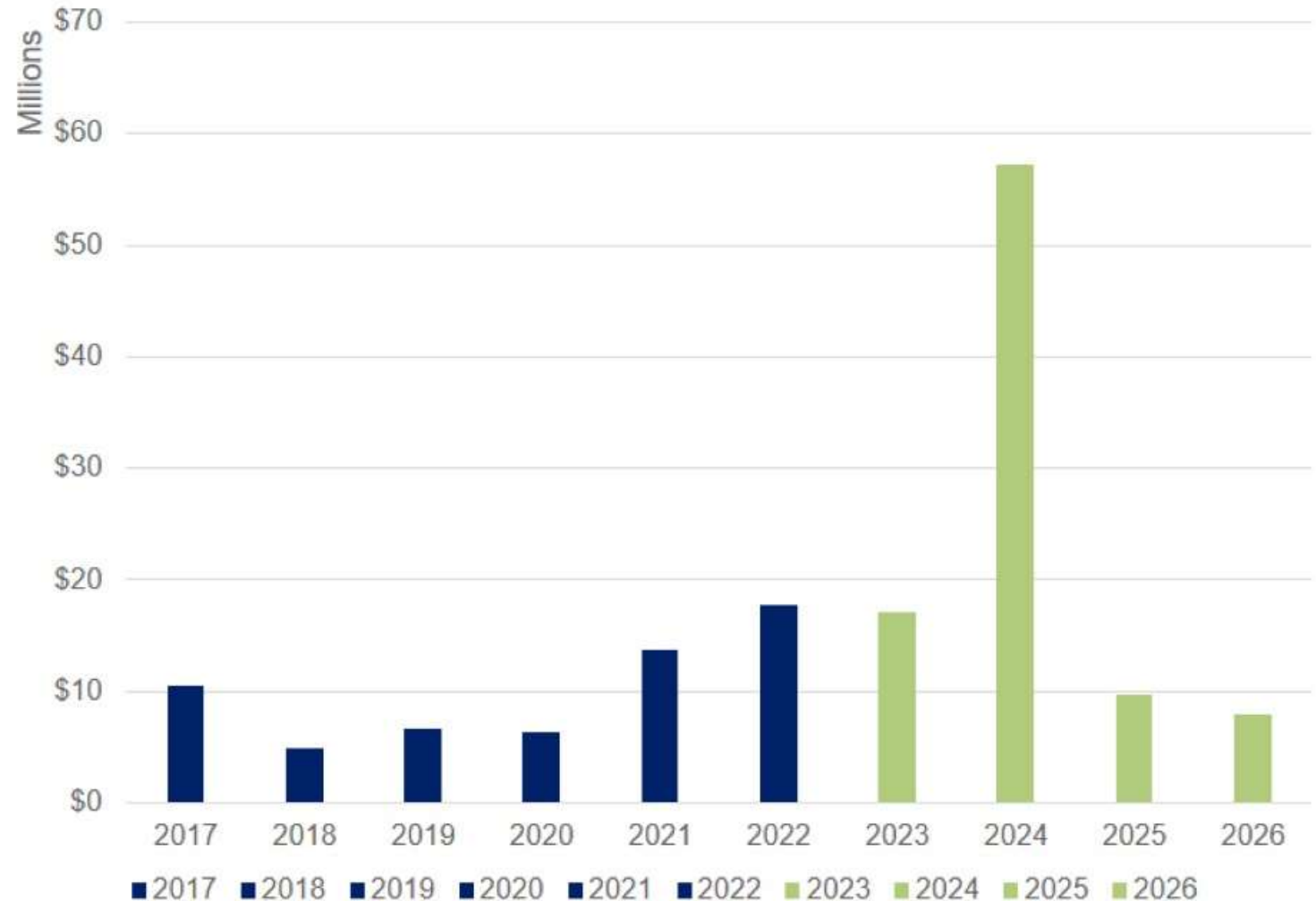
Sewer Operations Financial Background

	Operating Revenue	Operations, Depreciation & Debt Svc
2013	8,965,518	8,594,554
2014	9,169,231	9,812,879
2015	9,324,992	8,278,979
2016	9,272,219	9,206,602
2017	9,468,679	9,368,715
2018	10,011,565	10,473,874
2019	10,394,878	13,415,558
2020	11,084,681	11,781,154
2021	11,863,448	12,179,794
2022	15,920,304	12,454,581
2023	17,254,058	14,663,722
2024	18,758,651	17,364,300
2025	20,104,894	20,071,730
2026	23,304,317	21,316,691



Sewer Capital Financial Background

	Capital Expenditure
2017	10,444,348
2018	4,890,330
2019	6,600,249
2020	6,277,483
2021	13,710,561
2022	17,814,343
2023	17,101,424
2024	57,285,841
2025	9,779,400
2026	7,975,447



2024 Water Operating Requests

- Reflects all staff requests
 - Department recommended budget will be less

Request	Type	Amount	Annual/One-Time
WR Modeler	FTE	\$110,762	Annual
WQ Technician	FTE	\$80,283	Annual (w/vehicle)
WC Specialist 1	FTE	\$70,272	Annual
Utility Locator - Lead	FTE	\$96,884	Annual (w/vehicle)
Dist Construction Crew	FTE-7	\$631,405	Annual (equipment)
Backflow Technician	FTE-2	\$193,244	Annual (w/vehicles)
Operations Admin Ass't	FTE	\$67,414	Annual
Meter Technician	FTE	\$80,883	Annual (w/vehicle)
Water Instrumentation Tech	FTE	\$124,338	Annual (w/vehicle)
Asset Management Tech	FTE	\$92,717	Annual (w/vehicle)
Budget Analyst 1	FTE	\$93,204	Annual
Meter Data Analyst	FTE	\$107,737	Annual

2024 Water Operating Requests

- Reflects all staff requests
 - Department recommended budget will be less

Request	Type	Amount	Annual/One-Time
Water Dept Assessment	Operations	\$60,000	One-Time
Financial Consulting	Operations	\$50,000	Annual
Sponsorships	Operations	\$10,000	Annual
Meter Connection Charge	Operations	\$290,000	Annual
Bellvue Chemicals	Operations	\$500,000	Annual
WR Administrator Vehicle	Operations	\$49,000	One-Time
WR Training	Operations	\$3,500	Annual
WR Planning Consulting	Operations	\$55,000	Annual
WR Planning	Operations	\$12,723	Annual
WR Planning Interns	Operations	\$46,760	Annual
WQ Interns	Operations	\$20,450	Annual
Equipment-Const Crew	Operations	\$1,341,975	One-Time
High Mtn Res-Operations	Operations	\$16,800	Annual/One-Time
Overland Pond Maint	Operations	\$20,500	Annual
Customer Affordability	Operations	\$150,000	Annual
Engineering Training	Operations	\$10,000	Annual
Non-Pot Vehicle	Operations	\$50,000	One-Time
NISP/Halligan Monitoring	Operations	\$25,000	Annual
Non-Pot Electricity	Operations	\$44,000	Annual
Meter Test Bench Maint	Operations	\$33,907	Annual

2024 Sewer Operating Requests

- Reflects all staff requests
 - Department recommended budget will be less

Request	Type	Amount	Annual/One-Time
WWC Crew Supervisor	FTE	\$115,729	Annual (w/vehicle)
WTRF Operator	FTE	\$109,396	Annual
Source Control Specialist	FTE	\$104,027	Annual (w/vehicle)
WW Instrumentation Tech	FTE	\$124,338	Annual (w/vehicle)
Sewer Dept Assessment	Operations	\$30,000	One-Time
WTRF Chemical	Operations	\$141,934	Annual
WTRF Biosolids Handling	Operations	\$60,830	Annual
IPP Software Maintenance	Operations	\$4,142	Annual
WWC General Operating	Operations	\$20,500	Annual

2024 Capital Focus

- Rehabilitation
- Terry Ranch/Gold Hill Pipelines
- Non-Potable
- North Greeley Sewer
- WTRF Phase 2





Questions?